

TECHNICAL MANUAL

**ORGANIZATIONAL, DIRECT SUPPORT, AND
GENERAL SUPPORT MAINTENANCE MANUAL
(INCLUDING REPAIR PARTS AND
SPECIAL TOOLS LIST)**

FOR

**85' AERIAL LADDER
FIRE FIGHTING TRUCK**

NSN 4210-00-965-1254

**H E A D Q U A R T E R S , D E P A R T M E N T O F T H E A R M Y
5 N O V E M B E R 1 9 8 6**

COMPLETE MANUAL TABLE OF CONTENTS

Publication	Section	Section Title	
TM 5-4210-227-24&P-1	1	Introduction/Tabulated Data	
	2	Chassis Assembly	
	3	Pump Assembly	
	4	Ladder Assembly	
	5	Hydraulic System	
	6	Electrical System	
	7	Pneumatic System	
	8	Ladder Calibration and Adjustments	
	9	Illustrations	
TM 5-4210-227-24&P-2		General Information	
	1	Engine (less major assemblies)	
	2	Fuel System and Governors	
	3	Air Intake Systems	
	4	Lubrication System'	
	5	Cooling System	
	6	Exhaust System	
	7	Electrical Equipment, Instruments and Protective Systems (Sections 8 through 11 not included)	
	12	Special Equipment	
	13	Operation	
	14	Tune-up	
	15	Preventive Maintenance, Troubleshooting and Storage	
	TM 5-4210-227-24&P-3	1	General Information
		2	Description and Operation
		3	Preventive Maintenance
4		General Overhaul Information	
5		Disassembly of Transmission	
6		Rebuild of Subassemblies	
7		Assembly of Transmission	
8		Wear Limits and Spring Data	
TM 5-4210-227-24&P-4	1	Allison Automatic Transmission HT 700 Series Parts Catalog	
	2	Supplemental Parts Information	
TM 5-4210-227-24&P-5	1	Drive Line	
	2	Front Axle	
	3	Rear Axle	
	4	Steering System	
	5	Fuel System	
	6	Brake System	
	7	Electrical System	
	8	Miscellaneous	

COMPLETE MANUAL TABLE OF CONTENTS (Continued)

Publication	Section	Section Title
TM 5-4210-227-24&P-5 (continued)	9	General Information
	10	Installation Instructions
	11	Troubleshooting and Service
TM 5-4210-227-24&P-7		General Information
	1	Engine (less major assemblies)
	2	Fuel System and Governors
	3	Air Intake System
	4	Lubricator System
	5	Cooling System
	6	Exhaust System
	7	Electrical Equipment, Instruments and Protective Systems
	8	Power Take-off and Torque Converter
	9	Transmissions (Sections 10 and 11 not included)
	12	Special Equipment
	13	Operation
	14	Tune-up
	15	Preventive Maintenance, Troubleshooting and Storage
	TM 5-4210-227-24&P-8	
		Tools and Equipment
TM 5-4210-227-10	1	Introduction/Tabulated Data
	2	Operator's Instructions
	3	Operator Maintenance
	4	Illustrations
	5	Operator's Manual, Series 92 Engines
	6	Operator's Manual, Series V-71 Engines
	7	Built-in Parts Book for Detroit Diesel Engines
	8	Operator's Manual, Fire Apparatus Chassis

FOREWORD

Descriptions, instructions and parts listing pertaining to the Model HT-700 Allison Transmission are discussed throughout this volume under general headings. Foldout illustrations and schematics are located at the rear of this volume. The foldout format is provided in order that illustrations and schematics may be referred to while the supporting text is being examined and studied.

A detailed description is given in the Introduction of each part of the manual to assist the user in finding the information required to maintain the equipment.

- Operator's Manual (TM 5-4210-227-10)

This manual is designed to provide the information necessary for a fire fighter or mechanic to properly operate the truck, the pump and the ladder.

- Maintenance Manual (TM 5-4210-227-24&P)

This manual contains the information necessary for an experienced mechanic to maintain and repair all facets of the apparatus. Each volume is individually indexed for ease of reference. This manual contains all the information necessary to obtain assemblies and subassemblies or individual parts, required to repair and maintain the fire truck.

MAINTENANCE MANUAL

SECTION I

INTRODUCTION

TM 5-4210-227-24&P, Organizational, Direct Support, and General Support Maintenance Manual for the 85' Aerial Ladder Fire Fighting Truck is divided into eight volumes.

These eight volumes are further subdivided into specific sections consisting of both Government and commercial literature. TM 5-4210-227-10, Operator's Manual for the 85' Aerial Ladder Fire Fighting Truck is one separate manual consisting of four separate sections. This volume consists of the Allison Automatic Transmission Parts Catalog and Supplemental Parts Information.

**Allison
Transmissions**

**HT 700 Series
Parts Catalog**



Parts Catalog

Allison Transmissions
AUTOMATIC MODELS
HT 740D, HT 747D
HT 750CRD, HT 750DRD
HT754CRD
HT 750DRD DB
HT 750DRI

1 AUGUST 1985



Detroit Diesel Allison
Division of General Motors Corporation
Indianapolis, Indiana 46206

NOTE:
This printed parts catalog is published annually. Interim revisions are available only on Microfiche. Either may be purchased from authorized Detroit Diesel Allison service outlets. See your yellow pages under Engines--Diesel or Transmission—Trucks, Tractor. etc.

ALLISON AUTOMATIC TRANSMISSION HT 700 SERIES PARTS CATALOG

MODELS COVERED

On the first page(s) of each section of this catalog, the Allison HT 700 Series transmission models covered in that particular section are listed in numerical sequence by Transmission Assembly Part Number (A/N). A complete A/N listing of all models covered by this catalog can be found in Section 5, starting on page 5-1.1.

YOU MUST KNOW TRANSMISSION ASSEMBLY PART NUMBER (A/N)

To use this catalog you must know the Allison transmission assembly part number (A/N) found on the transmission name plate. The name plate is attached to the right side of transmission housing.

SERVICE KITS

Available service parts kits are listed on page 7.

NUMERICAL INDEX

A numerical Index is included in the rear of this catalog. This Index is cross-referenced to indicate the history of parts. Parts, both current and superseded, appear in numerical order in the Part No. column. Current part numbers refer to the figure and reference numbers of the parts. Parts replacing older parts are followed by the older part number in the history column. Parts that have been replaced are followed by the part number of the replacing part. Footnote symbols show when a part is replaced by (RB), or when a part replaces (R) an older part.

CROSS SECTION

Cross sectional views of the transmissions are shown on foldouts at the back of this catalog.

HOW TO ORDER PARTS

If an assembly or subassembly is ordered, all subassemblies and detail parts indented beneath it will be included.

If a detail part is ordered, only the detail part will be sent unless its part number is starred (*). A starred (*) part number means that such a part is not serviced alone. This is necessary because certain parts require factory installation or adjustment. If an order is received for a starred (*) part, the assembly or subassembly under which it is indented will be sent.

NOTE

All parts orders must be directed to your dealer -- do not send them to Detroit Diesel Allison. Always include the transmission model, the transmission assembly number, and serial number when ordering parts. Be sure to include part name and part number.


WARRANTY

Detroit Diesel Allison sincerely believes it offers the finest parts warranty in the industry. It is constantly reviewed to assure it remains competitive. We urge you to ask about it at your local Detroit Diesel Allison Distributor.

ALLISON AUTOMATIC TRANSMISSION HT 700 SERIES PARTS CATALOG
HOW TO USE THIS CATALOG

Example: To find the part number of the torque converter turbine, follow the procedure outlined below.

- Obtain the transmission assembly part number (P/N or A/N) and serial number shown on the name plate. As illustrated, it reads 6882710.



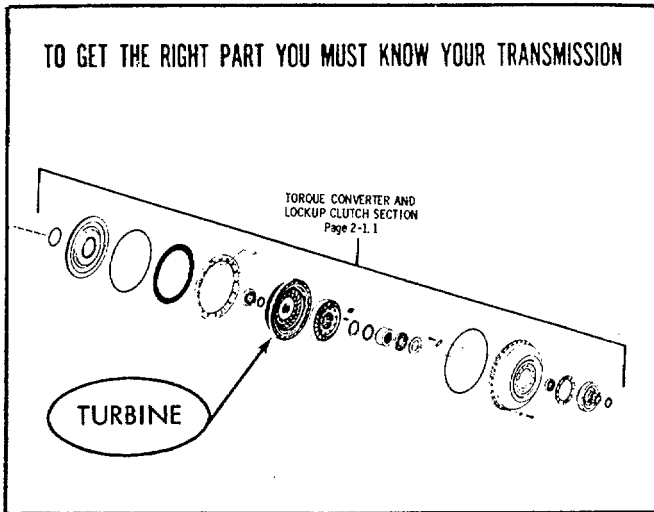
A/N column you will find the A/N 6882710. Opposite this number under the group listing column you will find the group letter A.

ALLISON AUTOMATIC TRANSMISSION XX XXX SERIES PARTS CATALOG
TORQUE CONVERTER AND LOCKUP CLUTCH SECTION

TO FIND DETAIL PARTS FOR YOUR ALLISON AUTOMATIC TRANSMISSION, TURN TO THE GROUP LISTED OPPOSITE THE ASSEMBLY PART NUMBER OF YOUR TRANSMISSION.

A/N*	MODEL	GROUP	A/N*	MODEL	GROUP
6881390	XX XXX	A	23010847	XX XXX	A
6882259	XX XXX	B	23010848	XX XXX	A
6882256	XX XXX	B	23010942	XX XXX	A
6882710	XX XXX	A	23010944	XX XXX	A
6882846	XX XXX	A	23010946	XX XXX	A
6882880	XX XXX	A	23010948	XX XXX	A
			23010950	XX XXX	A
			23010959	XX XXX	F

- Turn to the pictorial Index of exploded parts. The torque converter turbine is shown in the Torque converter and Lockup Clutch Section which is referenced to page 2-1.1



- Turning to Group A, the group illustration is referenced as Figure 2; the torque converter turbine is referenced as Item 9 on the illustration; the part number is listed as 6839975. Opposite the part number, on the right side of the page, is a quantity recommended for spare parts, based on the quantity of units (transmission) indicated on the heading.

ALLISON AUTOMATIC TRANSMISSION XX XXX SERIES PARTS CATALOG

GROUP A

TORQUE CONVERTER AND LOCKUP CLUTCH SECTION **FIGURE 2**

REF NO	NOMENCLATURE	PART NO	REQ	RECOMMENDED SPARES FOR UNITS: 1-50 51-100 101-500
1	RING, SEAL, PISTON ID	6770492	3	6 15
2	PISTON, LOCKUP CLUTCH	2301093	1	2 4 10
3	RING, SEAL, PISTON OD	6758740	3	6 15
4	PLATE, LOCKUP CLUTCH	23010437	3	6 15
5	PLATE, LOCKUP CLUTCH BACKING	23010300	2	4 10
6	KEY	6772552	3	6 15
7	BEARING, BALL	924528	1	2 4 10
8	SPACER, TURBINE THRUST BEARING, C-013 - GOLD	6839976	AR	15 30 .20
8	SPACER, TURBINE THRUST BEARING, C-030 - SILVER	6839977	AR	15 30 .20
8	SPACER, TURBINE THRUST BEARING, C-042 - PLAIN	6839978	AR	15 30 .20
8	SPACER, TURBINE THRUST BEARING, C-060 - BLACK	6839979	AR	15 30 .20
9	TURBINE, TORQUE CONVERTER	6839975	1	2 4 .20
11	WASHER, STATOR THRUST	6772295	1	

TURBINE

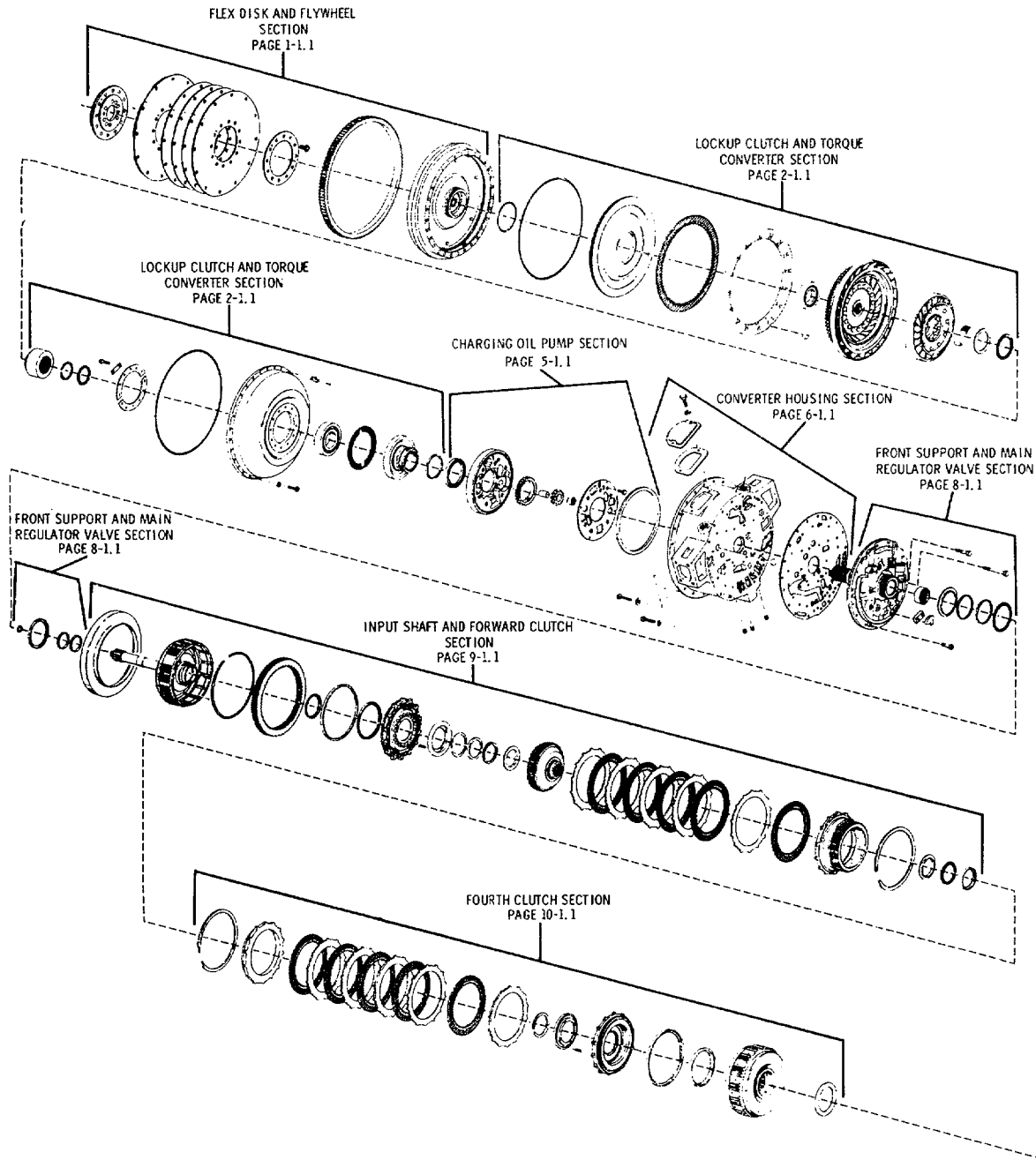
- Beginning on page 2-1.1, listed in numerical sequence, are the transmission assembly numbers (A/N) of the various models. Under the

NOTE

Use the basic procedure explained above to locate any part number required. Also, refer to the opposite page for numerical usage and additional parts ordering information.

ALLISON AUTOMATIC TRANSMISSION HT 700 SERIES PARTS CATALOG

TO GET THE RIGHT PART YOU MUST KNOW YOUR TRANSMISSION



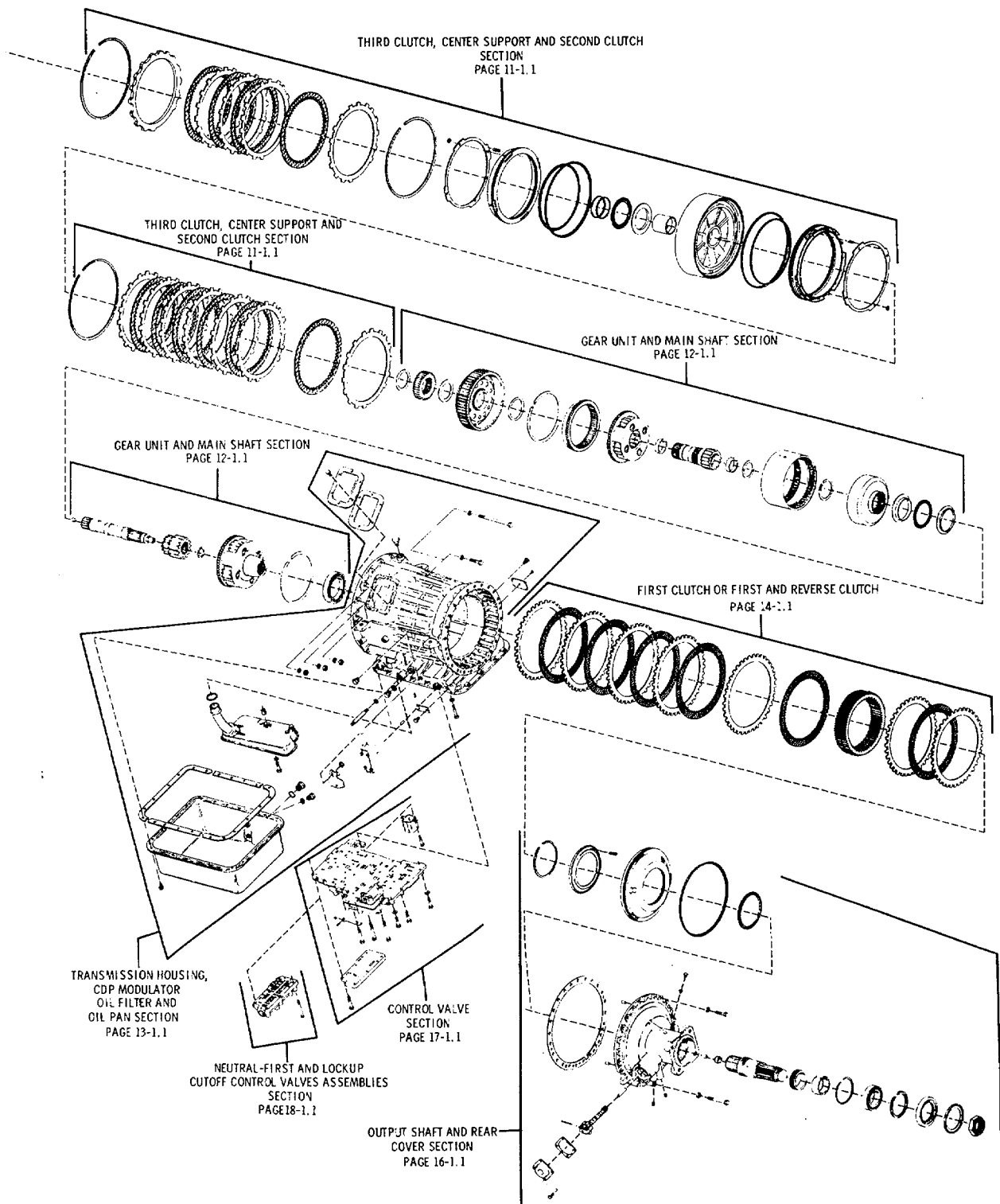
HT 740D AUTOMATIC TRANSMISSION PICTORIAL INDEX

COPYRIGHT 1983 GENERAL MOTORS CORP.

06-15-83

ALLISON AUTOMATIC TRANSMISSION HT 700 SERIES PARTS CATALOG

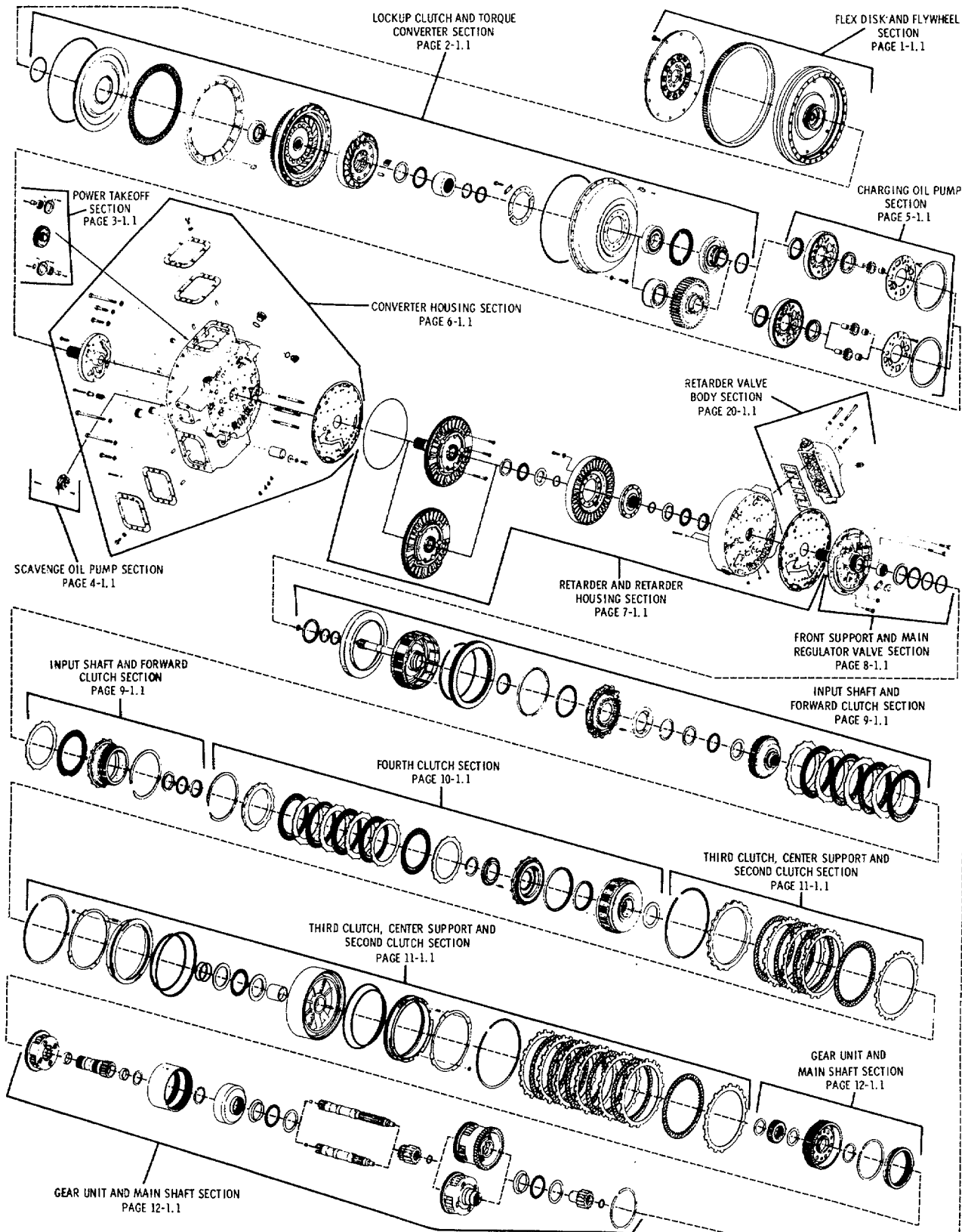
ASSEMBLY NUMBER FOUND ON THE TRANSMISSION NAME PLATE



HT 740D AUTOMATIC TRANSMISSION PICTORIAL INDEX

ALLISON AUTOMATIC TRANSMISSION HT 700 SERIES PARTS CATALOG

TO GET THE RIGHT PART YOU MUST KNOW YOUR TRANSMISSION

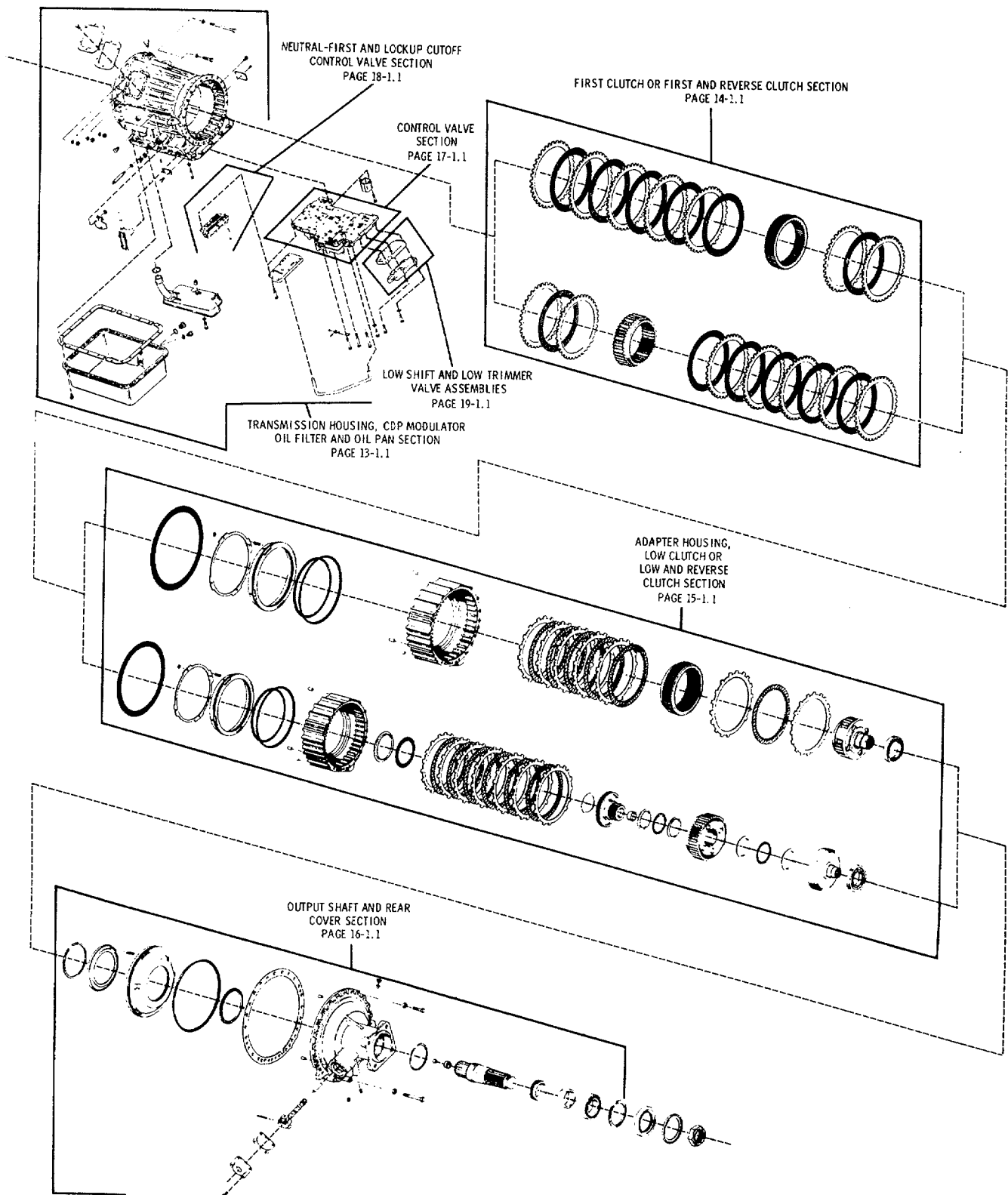


HT 750 AUTOMATIC TRANSMISSION PICTORIAL INDEX (DRD AND CRD)
COPYRIGHT 1983 GENERAL MOTORS CORP.

06-15-83

ALLISON AUTOMATIC TRANSMISSION HT 700 SERIES PARTS CATALOG

ASSEMBLY NUMBER FOUND ON THE TRANSMISSION NAME PLATE



HT 750 AUTOMATIC TRANSMISSION PICTORIAL INDEX (DRD AND CRD)

MODEL DESIGNATION CODE
(Stamped in the Transmission Name Plate)

The letters "HT" Include heavy duty planetary gear type automatic transmissions.

The designation 740 or 750 Indicates the automatic transmission series, the number of transmission forward speed ranges and the major modifications. CR or DR Indicates close or deep gear ratios. The letters D Indicates Diesel engine application. DB Indicates gear drive (Drop box). FS Indicates fuel squeezer. The example below explains the meaning of letters and numbers.

Code Explanation

HT	- heavy duty planetary gear type automatic transmission
7	- transmission series
4 or 5	- 4 or 5 forward speed ranges and 1 reverse
0	- major modification
CR	- close ratio
DR	- deep ratio
D	- diesel engine
FS	- fuel squeezer
DB	- gear drive (drop box)

ALLISON AUTOMATIC TRANSMISSION HT 700 SERIES PARTS CATALOG

LISTED BELOW ARE THE SERVICE KITS
AVAILABLE FOR THE HT 700 SERIES AUTOMATIC TRANSMISSION

	RECOMMENDED SPARES FOR UNITS		
	<u>1-25</u>	<u>26-50</u>	<u>51-200</u>
BASIC OVERHAUL KIT - P/N 23019827			
Contains all seals and gaskets necessary for complete overhaul of all HT 740 and HT 750 non-retarder transmissions. For retarder models order 23019827 kit plus retarder parts required. In addition to the above kit you may want to order 1-6880972 converter housing gasket for "76" and later DRD's or 1-6880973 converter housing gasket for all other HT 700's.	3	6	20
OIL FILTER KIT - 6839945*			
For transmissions with external main pressure filter. Contains sealring 6830007, oil filter 6839636 and oil pan gasket kit 6838421.	5	10	40
OIL FILTER KIT - 6880838*			
For transmissions without external main pressure filter. Contains sealring 6830007, oil filter 6839635 and oil pan gasket kit 6838421.	5	10	40
*When servicing transmissions not already using filter screens 6839635 or 6839636, the following additional parts are also required:			
HT 740 -	Bolt 9409068 Spacer 6839637 Washer 9420759		
HT 750 -	Bolt 9409068 Spacer 6839637 Washer 9420759 Tube 6839638		
COMMON FLYWHEEL KIT - 6885461			
Contains a common flywheel blank 6885663 and instruction sheet No. 118, P/N 6885462.	1	3	10
OIL LEVEL SIGHT GAGE KIT - 23014640			
Contains the sight gage 23013946 and adapters plus Instruction Sheet No. 154. See SPI 65TR81 in the back of this catalog.	1	3	6

ALLISON AUTOMATIC TRANSMISSION HT 700 SERIES PARTS CATALOG

NOTES

TRANSMISSION FRONT COVER, CONVERTER DRIVE, FLEX DISK AND FLYWHEEL SECTION

TO FIND DETAIL PARTS FOR YOUR ALLISON AUTOMATIC TRANSMISSION, TURN TO THE GROUP LISTED OPPOSITE THE ASSEMBLY PART NUMBER OF YOUR TRANSMISSION.

A/N*	MODEL	GROUP	A/N*	MODEL	GROUP
6835534	HT 740D	A	6880083	HT 750DRD	E
6838065	HT 740D	A	6880106	HT 740D	B
6838066	HT 740D	A	6880107	HT 740D	E
6838067	HT 740D	B	6880182	HT 750CRD	A
6838075	HT 740D	B	6880243	HT 750DRD	E
6838280	HT 750DRD	A	6880248	HT 750CRD	F
6838282	HT 750CRD	A	6880275	HT 750CRD	J
6838355	HT 750DRD	B	6880284	HT 750DRD	L
6838517	HT 740D	A	6880285	HT 750DRD	M
6838571	HT 740D	C	6880363	HT 750DRD	A
6838683	HT 740D	D	6880364	HT 750DRD	L
6838697	HT 740D	E	6880367	HT 740D	E
6839073	HT 750CRD	A	6880393	HT 750DRD	L
6839074	HT 750CRD	E	6880396	HT 750CRD	A
6839246	HT 750CRD	A	6880408	HT 740D	A
6839411	HT 750CRD	A	6880409	HT 740D	D
6839412	HT 740D	E	6880411	HT 750DRD	A
6839439	HT 740D	B	6880435	HT 740D	A
6839440	HT 740D	A	6880447	HT 750CRD	A
6839441	HT 750CRD	A	6880475	HT 750DRD	J
6839474	HT 750DRD	E	6880485	HT 750CRD	K
6839475	HT 750DRD	A	6880587	HT 740D	A
6839498	HT 750CRD	E	6880688	HT 750CRD	J
6839500	HT 750DRD	B	6880712	HT 750CRD	N
6839518	HT 750CRD	E	6880722	HT 750CRD	E
6839519	HT 740D	A	6880723	HT 740D	J
6839520	HT 740D	A	6880738	HT 750CRD	P
6839568	HT 740D	E	6880739	HT 750CRD	J
6839590	HT 750CRD	E	6880740	HT 750CRD	A
6839596	HT 750DRD	B	6880748	HT 750DRD	E
6839623	HT 750DRD	A	6880803	HT 750DRD	A
6839668	HT 750DRD	F	6880825	HT 740D	E
6839669	HT 750DRD	G	6880865	HT 740D	E
6839670	HT 750DRD	H	6880871	HT 750CRD	A
6839674	HT 740D	C	6880910	HT 750CRD	E
6839750	HT 750CRD	A	6880919	HT 750CRD	A
6839823	HT 750CRD	F	6880920	HT 750DRD	F
6839824	HT 740D	E	6880930	HT 750DRD	A
6839906	HT 740D	J	6880968	HT 750DRD	B
6839922	HT 750DRD	E	6880969	HT 750CRD	B
6839923	HT 750DRD	E	6880970	HT 740D	A
6839924	HT 750DRD	J	6881023	HT 740D	E
6839932	HT 750CRD	E	6881054	HT 740D	L
6839933	HT 750DRD	A	6881055	HT 740D	L
6839993	HT 740D	A	6881059	HT 740D	B
6880041	HT 750CRD	A	6881120	HT 750CRD	A
6880042	HT 750DRD	B	6881140	HT 740D	E
6880046	HT 740D	D	6881151	HT 750CRD	G
6880047	HT 750CRD	D	6881156	HT 750DRD	B
6880081	HT 750CRD	C	6881166	HT 740D	A

CONTINUED ON NEXT PAGE

- A/N* - ASSEMBLY NUMBER - FOUND ON YOUR TRANSMISSION NAMEPLATE

TRANSMISSION FRONT COVER, CONVERTER DRIVE, FLEX DISK AND FLYWHEEL SECTION
 TO FIND DETAIL PARTS FOR YOUR ALLISON AUTOMATIC TRANSMISSION, TURN TO
 THE GROUP LISTED OPPOSITE THE ASSEMBLY PART NUMBER OF YOUR TRANSMISSION.

A/N*	MODEL	GROUP	A/N*	MODEL	GROUP
6881167	HT 750CRD	E	6881312	HT 750DRD	E
6881168	HT 750CRD	A	6881313	HT 750DRD	E
6881169	HT 750CRD	E	6881314	HT 750DRD	B
6881191	HT 740D	B	6881315	HT 750DRD	E
6881192	HT 750DRD	E	6881316	HT 750DRD	E
6881193	HT 7400	A	6881317	HT 750DRD	E
6881194	HT 740D	A	6881318	HT 750DRD	F
6881195	HT 740D	E	6881319	HT 750DRD	A
6881196	HT 740D	A	6881320	HT 750DRD	A
6881197	HT 750CRD	E	6881321	HT 750DRD	B
6881198	HT 740D	E	6881322	HT 740D	B
6881199	HT 740D	A	** 6881322B	HT 740D	B
6881200	HT 740D	B	6881323	HT 740D	B
6881201	HT 740D	E	** 6881323B	HT 740D	B
6881202	HT 750CRD	A	6881324	HT 7400	E
6881203	HT 750CRD	A	** 6881324B	HT 740D	E
6881	204	HT 750CRD	B	6881325	HT 740D A
6881205	HT 750CRD	C	** 6881325B	HT 740D	A
6881213	HT 740D	E	6881326	HT 740D	A
6881263	HT 740D	A	6881327	HT 740D	A
6881266	HT 740D	A	6881328	HT 740D	C
6881267	HT 750DRD	G	6881329	HT 740D	E
6881268	HT 750DRD	H	6881330	HT 740D	A
6881288	HT 740D	J	6881331	HT 740D	E
6881289	HT 7400	E	6881332'	HT 740D	E
6881292	HT 750CRD	A	6881333	HT 740D	A
** 6881292B	HT 750CRD	A	6881334	HT 740D	J
6881293	HT 750CRD	E	6881335	HT 740D	E
6881294	HT 750CRD	E	** 6881335B	HT 740D	E
6881295	HT 750CRD	A	6881336	HT 740D	A
** 6881295B	HT 750CRD	A	6881337	HT 740D	A
6881296	HT 750CRD	E	6881338	HT 740D	E
** 6881296B	HT 750CRD	E	6881339	HT 750DRD	A
6881297	HT 750CRD	A	6881340	HT 750DRD	A
** 6881297B	HT 750CRD	A	6881341	HT 750DRD	A
6881299	HT 750CRD	C	6881342	HT 750DRD	E
6881300	HT 750CRD	F	6881343	HT 750DRD	A
6881301	HT 750CRD	A	6881344	HT 750CRD	A
6881302	HT 750CRD	A	6881345	HT 750CRD	J
** 6881302B	HT 750CRD	A	6881346	HT 750CRD	A
6881303	HT 750CRD	E	6881347	HT 750CRD	E
** 6881303B	HT 750CRD	E	6881348	HT 7400	A
6881304	HT 750CRD	N	6881349	HT 740D	A
6881305	HT 750CRD	A	6881350	HT 740D	L
6881306	HT 750CRD	B	** 6881350B	HT 740D	L
6881307	HT 750DRD	B	6881351	HT 740D	A
6881308	HT 750DRD	B	** 68813518	HT 740D	A
6881309	HT 750DRD	A	6881361	HT 750DRD	E
6881310	HT 750DRD	A	6881408	HT 750CRD	B
6881311	HT 750DRD	J	6881419	HT 740D	A

CONTINUED ON NEXT PAGE

* A/N* - ASSEMBLY NUMBER - FOUND ON YOUR TRANSMISSION NAMEPLATE

** SEE SPI 15TR75

TRANSMISSION FRONT COVER, CONVERTER DRIVE, FLEX DISK AND FLYWHEEL SECTION
 TO FIND DETAIL PARTS FOR YOUR ALLISON AUTOMATIC TRANSMISSION, TURN TO
 THE GROUP LISTED OPPOSITE THE ASSEMBLY PART NUMBER OF YOUR TRANSMISSION.

A/N*	MODEL	GROUP	A/N*	MODEL	GROUP
** 68814198	HT 740D	A	6882086	HT 740D	E
6881420	HT 740D	J	** 6882086B	HT 740D	E
6881421	HT 750DRD	A	6882087	HT 740D	A
6881430	HT 740D	A	** 68820878	HT 740D	A
6881431	HT 740D	E	6882088	HT 740D	L
6881437	HT 740D	A	** 6882088	HT 740D	L
6881445	HT 750DRD	B	6882089	HT 740D	M
6881447	HT 750DRD	J	** 6882089	HT 740D	M
6881448	HT 750DRD	J	6882090	HT 740D	A
6881449	HT 750CRD	Q	** 6882090	HT 740D	A
6881452	HT 740D	E	6882094	HT 750CRD	L
6881453	HT 750CRD	A	6882104	HT 740D	B
6881531	HT 740D	B	** 68821048	HT 740D	B
6881532	HT 750DRD	B	6882159	HT 750CRD	L
6881548	HT 750DRD	A	6882161	HT 750DRD	R
6881655	HT 740D	A	6882163	HT 740D	A
6881707	HT 740D	C	6882164	HT 740D	A
6881708	HT 740D	E	6882165	HT 740D	B
6881709	HT 740D	A	6882166	HT 740D	C
6881710	HT 740D	E	6882167	HT 740D	E
6881711	HT 740D	L	6882168	HT 740D	B
6881712	HT 740D	A	6882169	HT 740D	E
6881713	HT 740D	E	6882170	HT 740D	L
6881714	HT 740D	A	6882171	HT 740D	B
6881849	HT 740D	B	6882172	HT 740D	A
** 68818498	HT 740D	B	6882173	HT 740D	E
6881864	HT 750DRD	J	6882174	HT 740D	B
6881865	HT 750DRD	A	6882175	HT 740D	E
6881872	HT 750DRD	B	6882176	HT 740D	E
6881873	HT 750DRD	J	6882177	HT 740D	A
6881880	HT 750DRD	J	6882178	HT 740D	E
6881890	HT 750CRD	A	6882179	HT 750CRD	A
6881949	HT 740D	E	6882180	HT 750CRD	A
6881950	HT 750DRD	F	6882181	HT 750CRD	E
6881951	HT 750DRD	E	6882182	HT 750CRD	A
6881957	HT 740D	E	6882183	HT 750CRD	C
6882070	HT 740D	A	6882184	HT 750CRD	A
** 68820708	HT 740D	A	6882185	HT 750CRD	E
6882080	HT 740D	A	6882186	HT 750CRD	A
** 68820808	HT 740D	A	6882187	HT 750CRD	E
6882081	HT 740D	A	6882188	HT 750CRD	E
** 68820818	HT 740D	A	6882189	HT 750CRD	B
6882082	HT 740D	C	6882190	HT 740D	E
** 68820828	HT 740D	C	6882259	HT 750DRD	L
6882083	HT 740D	E	6882268	HT 740D	B
** 68820838	HT 740D	E	6882270	HT 740D	A
6882084	HT 740D	A	6882271	HT 740D	S
** 68820848	HT 740D	A	6882272	HT 740D	B
6882085	HT 740D	E	6882273	HT 740D	E
** 68820858	HT 740D	E	6882274	HT 740D	B

CONTINUED ON NEXT PAGE

* A/N* - ASSEMBLY NUMBER - FOUND ON YOUR TRANSMISSION NAMEPLATE

** SEE SPI 15TR75

TRANSMISSION FRONT COVER, CONVERTER DRIVE, FLEX DISK AND FLYWHEEL SECTION
 TO FIND DETAIL PARTS FOR YOUR ALLISON AUTOMATIC TRANSMISSION, TURN TO
 THE GROUP LISTED OPPOSITE THE ASSEMBLY PART NUMBER OF YOUR TRANSMISSION.

A/N*	MODEL	GROUP	A/N*	MODEL	GROUP
6882275	HT 740D	E	6882449	HT 740D	E
6882276	HT 750CRD	A	6882450	HT 740D	E
6882277	HT 750CRD	A	6882451	HT 740D	A
6882278	HT 750CRD	A	6882452	HT 740D	L
6882279	HT 750CRD	E	6882453	HT 740D	M
6882280	HT 750CRD	E	6882454	HT 740D	A
6882281	HT 750CRD	A	6882455	HT 750CRD	L
6882298	HT 750DRD	A	6882456	HT 750CRD	S
6882329	HT 750CRD	J	6882457	HT 750CRD	A
6882340	HT 750CRD	E	6882458	HT 750CRD	E
6882341	HT 750DRD	N	6882459	HT 750CRD	E
6882346	HT 740D	B	6882460	HT 750CRD	A
6882411	HT 740D	A	6882461	HT 750CRD	E
6882412	HT 740D	B	6882462	HT 750CRD	A
6882413	HT 740D	B	6882463	HT 750CRD	L
6882414	HT 740D	A	6882464	HT 750CRD	C
6882415	HT 740D	B	6882465	HT 750CRD	F
6882416	HT 740D	A	6882466	HT 750CRD	A
6882417	HT 740D	B	6882467	HT 750CRD	A
6882418	HT 740D	A	6882468	HT 750CRD	N
6882419	HT 740D	C	6882469	HT 750CRD	E
6882420	HT 740D	E	6882470	HT 750CRD	A
6882421	HT 740D	A	6882471	HT 750CRD	B
6882422	HT 740D	B	6882472	HT 750CRD	J
6882423	HT 740D	E	6882473	HT 750CRD	A
6882424	HT 740D	E	6882474	HT 750CRD	A
6882425	HT 740D	A	6882475	HT 750CRD	A
6882426	HT 740D	M	6882476	HT 750CRD	E
6882427	HT 740D	A	6882477	HT 750DRD	B
6882428	HT 740D	J	6882478	HT 750DRD	B
6882429	HT 740D	E	6882479	HT 750DRD	A
6882430	HT 740D	A	6882480	HT 750DRD	J
6882431	HT 740D	E	6882481	HT 750DRD	E
6882432	HT 740D	A	6882482	HT 750DRD	E
6882433	HT 740D	A	6882483	HT 750DRD	J
6882434	HT 740D	L	6882484	HT 750DRD	A
6882435	HT 740D	A	6882485	HT 750DRD	B
6882436	HT 740D	E	6882486	HT 750DRD	V
6882437	HT 740D	A	6882487	HT 750DRD	E
6882438	HT 740D	A	6882488	HT 750DRD	E
6882439	HT 740D	J	6882489	HT 750DRD	L
6882440	HT 740D	L	6882490	HT 750DRD	Q
6882441	HT 740D	S	6882491	HT 750DRD	W
6882442	HT 740D	A	6882492	HT 750DRD	A
6882443	HT 740D	L	6882493	HT 750DRD	B
6882444	HT 740D	A	6882494	HT 750DRD	L
6882445	HT 740D	A	6882495	HT 750DRD	Y
6882446	HT 740D	C	6882496	HT 750DRD	L
6882447	HT 740D	E	6882497	HT 750DRD	U
6882448	HT 740D	A	6882498	HT 750DRD	E

CONTINUED ON NEXT PAGE

ALLISON AUTOMATIC TRANSMISSION HT 700 SERIES PARTS CATALOG
 TRANSMISSION FRONT COVER, CONVERTER DRIVE, FLEX DISK AND FLYWHEEL SECTION
 TO FIND DETAIL PARTS FOR YOUR ALLISON AUTOMATIC TRANSMISSION, TURN TO
 THE GROUP LISTED OPPOSITE THE ASSEMBLY PART NUMBER OF YOUR TRANSMISSION.

A/N*	MODEL	GROUP	A/N*	MODEL	GROUP
6882499	HT 750DRD	F	6883329	HT 750CRD	N
6882500	HT 750DRD	A	6883334	HT 740FS	A
6882501	HT 750DRD	B	6883452	HT 740D	E
6882502	HT 750DRD	A	6883462	HT 740D	A
6882503	HT 750DRD	A	6883463	HT 750DRD	N
6882504	HT 750DRD	N	6883509	HT 750DRD	A
6882547	HT 750DRD	B	6883510	HT 750DRD	A
6882568	HT 750CRD	E	6883526	HT 740D	E
6882570	HT 750DRD	H	6883535	HT 750DRD	E
6882571	HT 740D	T	6883583	HT 740D	J
6882582	HT 750DRD	E	6883597	HT 750DRD	A
6882585	HT 740D	M	6883624	HT 750DRD	E
6882590	HT 740D	A	6883626	HT 750CRD	E
6882597	HT 740D	R	6883646	HT 750DRD	A
6882626	HT 740D	A	6883652	HT 740D	L
6882647	HT 740D	A	6883653	HT 750CRD	N
6882695	HT 750DRD	A	6883654	HT 750CRD	J
6882704	HT 740D	B	6883664	HT 750CRD	E
6882705	HT 740D	A	6883679	HT 740D	J
6882706	HT 740D	E	6883692	HT 740D	E
6882726	HT 740D	E	6883699	HT 750DRD	A
6882744	HT 740FS	A	6883700	HT 750DRD	A
6883024	HT 750DRD	H	6883706	HT 740FS	A
6883043	HT 750CRD	F	6883722	HT 740D	E
6883073	HT 740D	A	6883793	HT 740D	B
6883075	HT 740D	M	6883806	HT 740D	E
6883077	HT 750DRD	B	6883807	HT 750CRD	E
6883095	HT 740D	E	6883822	HT 750DRD	N
6883122	HT 750CRD	A	6883859	HT 750DRD	N
6883124	HT 750DRD	E	6883869	HT 740D	A
6883154	HT 750DRD	E	6883870	HT 740D	E
6883170	HT 750DRD	E	6883890	HT 740D	A
6883188	HT 750DRD	B	6883895	HT 740D	N
6883191	HT 740D	E	6883897	HT 740D	A
6883222	HT 740D	A	6883907	HT 750CRD	E
6883231	HT 740D	B	6883911	HT 750CRD	F
6883232	HT 740D	A	6883912	HT 740D	B
6883233	HT 740D	A	6883913	HT 750DRD	B
6883234	HT 740D	M	6883933	HT 740D	L
6883235	HT 740D	C	6883934	HT 750CRD	F
6883237	HT 740D	A	6883952	HT 750DRD	A
6883240	HT 740FS	A	6883953	HT 750DRD	A
6883243	HT 740FS	A	6883972	HT 750CRD	E
6883244	HT 740FS	A	6883973	HT 750CRD	N
6883245	HT 740FS	A	6883975	HT 750CRD	G
6883246	HT 740FS	A	6883976	HT 740FS	A
6883260	HT 750DRD	A	6883994	HT 740D	A
6883302	HT 740D	E	6884007	HT 750DRD	E
6883315	HT 740D	X	6884077	HT 740D	B
6883316	HT 750CRD	A	6884091	HT 750CRD	A

CONTINUED ON NEXT PAGE

- A/N* - ASSEMBLY NUMBER - FOUND ON YOUR TRANSMISSION NAMEPLATE

TRANSMISSION FRONT COVER, CONVERTER DRIVE, FLEX DISK AND FLYWHEEL SECTION
 TO FIND DETAIL PARTS FOR YOUR ALLISON AUTOMATIC TRANSMISSION, TURN TO
 THE GROUP LISTED OPPOSITE THE ASSEMBLY PART NUMBER OF YOUR TRANSMISSION.

A/N*	MODEL	GROUP	A/N*	MODEL	GROUP
6884119	HT 750CRD	A	6884539	HT 740D	B
6884123	HT 750CRD	A	6884540	HT 740D	A
6884124	HT 750CRD	E	6884541	HT 750CRD	E
6884125	HT 750CRD	E	6884542	HT 750CRD	A
6884194	HT 750CRD	B	6884543	HT 750CRD	A
6884195	HT 750CRD	N	6884544	HT 750CRD	A
6884257	HT 750DRD	AA	6884545	HT 750CRD	A
6884267	HT 750CRD	Q	6884546	HT 750CRD	E
6884268	HT 740D	A	6884547	HT 750CRD	J
6884288	HT 750DRD	Z	6884548	HT 750CRD	A
6884449	HT 740D	B	6884549	HT 750CRD	A
6884452	HT 750CRD	N	6884550	HT 750CRD	E
6884453	HT 750CRD	A	6884551	HT 750CRD	Q
6884454	HT 750DRD	B	6884552	HT 750CRD	A
6884456	HT 740D	L	6884553	HT 750DRD	B
6884458	HT 7400	N	6884554	HT 750DRD	E
6884459	HT 750DRD	B	6884555	HT 750DRD	J
6884460	HT 750DRD	J	6884556	HT 750DRD	A
6884475	HT 740D	N	6884557	HT 750DRD	V
6884477	HT 750DRD	B	6884558	HT 750DRD	E
6884476	HT 750CRD	J	6884559	HT 750DRD	L
6884484	HT 7500RD	M	6884560	HT 750DRD	W
6884509	HT 750DRD	N	6884561	HT 750DRD	A
6884510	HT 750DRD	L	6884562	HT 750DRD	L
6884511	HT 750CRD	A	6884563	HT 750DRD	Y
6884512	HT 750CRD	A	6884564	HT 750DRD	U
6884513	HT 740D	A	6884565	HT 750DRD	B
6884514	HT 7400	A	6884566	HT 750DRD	A
6884515	HT 740D	A	6884567	HT 750DRD	A
6884516	HT 7400	C	6884568	HT 750DRD	A
6884517	HT 7400	A	6884569	HT 750DRD	E
6884518	HT 7400	E	6884571	HT 750DRD	N
6884519	HT 7400	A	6884572	HT 750DRD	A
6884520	HT 740D	A	6884573	HT 750DRD	E
6884521	HT 740D	L	6884574	HT 750DRD	A
6884522	HT 740D	A	6884575	HT 750DRD	B
6884523	HT 740D	E	6884591	HT 750CRD	N
6884524	HT 740D	A	6884685	HT 740D	B
6884525	HT 740D	B	6884686	HT 750DRD	E
6884526	HT 740D	A	6884687	HT 750DRD	A
6884527	HT 740D	E	6884695	HT 750DRD	A
6884528	HT 7400	E	6884696	HT 740D	E
6884529	HT 7400	E	6884697	HT 750CRD	E
6884530	HT 740D	A	6884698	HT 740D	B
6884533	HT 740FS	A	6884699	HT 740D	B
6884534	HT 740FS	A	6884726	HT 750DRD	M
6884535	HT 740D	E	6884729	HT 740D	E
6884536	HT 740D	J	6884796	HT 750DRD	H
6884537	HT 740D	J	6885200	HT 750DRD	L
6884538	HT 740D	A	6885201	HT 750CRD	N

CONTINUED ON NEXT PAGE

* A/N* - ASSEMBLY NUMBER - FOUND ON YOUR TRANSMISSION NAMEPLATE

TRANSMISSION FRONT COVER, CONVERTER DRIVE, FLEX DISK AND FLYWHEEL SECTION
 TO FIND DETAIL PARTS FOR YOUR ALLISON AUTOMATIC TRANSMISSION, TURN TO
 THE GROUP LISTED OPPOSITE THE ASSEMBLY PART NUMBER OF YOUR TRANSMISSION.

A/N*	MODEL	GROUP	A/N*	MODEL	GROUP
6885208	HT 7400	B	6885338	HT 750DRD	M
6885209	HT 750DRD	J	6885344	HT 750CRD	A
6885214	HT 750DRD	E	6885345	HT 740D	N
6885237	HT 750DRD	A	6885356	HT 740D	E
6885238	HT 750DRD	F	6885363	HT 740D	N
6885240	HT 750DRD	R	6885367	HT 740D	A
6885241	HT 7400	A	6885368	HT 740D	E
6885242	HT 740D	B	6885369	HT 750DRD	Z
6885243	HT 740FS	J	6885371	HT 740D	8
6885248	HT 750CRD	N	6885372	HT 754CRD	J
6885249	HT 750DRD	A	6885373	HT 740D	A
6885260	HT 750DRD	M	6885376	HT 750DRD	M
6885261	HT 740D	A	6885377	HT 750DRD	G
6885262	HT 740D	B	6885379	HT 750DRD	Q
6885263	HT 750DRD	N	6885380	HT 750DRD	N
6885264	HT 750DRD	A	6885381	HT 750DRD	A
6885265	HT 750CRD	A	6885382	HT 750DRD	A
6885266	HT 750CRD	N	6885383	HT 750DRD	A
6885270	HT 750DRD	Ji	6885384	HT 740D	A
6885273	HT 754CRD	A	6885385	HT 740D	A
6885274	HT 750DRD	L	6885386	HT 740D	A
6885275	HT 740D	A	6885398	HT 750DRD	E
6885276	HT 750CRD	B	6885399	HT 740D	B
6885277	HT 740D	M	6885409	HT 750DRD	J
6885278	HT 740D	A	6885416	HT 750CRD	J
6885279	HT 750CRD	A	6885417	HT 740D	A
6885285	HT 740D	N	6885424	HT 750DRD	M
6885286	HT 740D	A	6885425	HT 750DRD	B
6885287	HT 740D	L	6885426	HT 754CRD	A
6885288	HT 740D	A	6885459	HT 754CRD	Q
6885289	HT 740D	M	6885464	HT 750CRD	N
6885295	HT 750DRD	A	6885491	HT 740D	B
6885296	HT 750CRD	E	6885493	HT 750DRD	B
6885297	HT 750CRD	E	6885511	HT 750CRD	J
6885298	HT 740D	B	6885512	HT 740D	N
6885299	HT 740D	E	6885513	HT 740D	M
6885300	HT 740D	L	6885514	HT 740D	A
6885301	HT 740D	E	6885516	HT 754CRD	A
6885312	HT 750DRD	E	6885517	HT 754CRD	A
6885313	HT 750DRD	J	6885524	HT 740D	E
6885322	HT 740D	B	6885532	HT 740D	E
6885323	HT 750CRD	B	6885537	HT 740D	E
6885324	HT 750DRD	A	6885542	HT 754CRD	E
6885326	HT 740D	E	6885543	HT 740D	E
6885329	HT 740D	X	6885544	HT 740D	E
6885333	HT 740FS	A	6885545	HT 740D	A
6885334	HT 750DRD	L	6885551	HT 740D	A
6885335	HT 750DRD	R	6885552	HT 740D	B
6885336	HT 750DRD	L	6885553	HT 740D	A
6885337	HT 750DRD	J	6885554	HT 740D	E

CONTINUED ON NEXT PAGE

* A/N* - ASSEMBLY NUMBER - FOUND ON YOUR TRANSMISSION NAMEPLATE

TRANSMISSION FRONT COVER, CONVERTER DRIVE, FLEX DISK AND FLYWHEEL SECTION
 TO FIND DETAIL PARTS FOR YOUR ALLISON AUTOMATIC TRANSMISSION, TURN TO
 THE GROUP LISTED OPPOSITE THE ASSEMBLY PART NUMBER OF YOUR TRANSMISSION.

A/N*	MODEL	GROUP	A/N*	MODEL	GROUP
6885555	HT 740D	E	6885613	HT 750DRD	L
6885556	HT 740D	B	6885614	HT 750DRD	Q
6885557	HT 740D	L	6885615	HT 750DRD	A
6885558	HT 740D	M	6885616	HT 740D	A
6885559	HT 740FS	A	6885617	HT 7400	A
6885560	HT 750DRD	A	6885648	HT 750DRD	L
6885561	HT 750DRD	A	6885649	HT 740D	A
6885562	HT 750DRO	N	6885650	HT 754CRD	A
6885563	HT 754CRD	J	6885652	HT 750DRD	B
6885564	HT 754CRD	E	6885681	HT 740D	B
6885565	HT 740D	L	6885682	HT 750CRD	E
6885566	HT 740D	L	23010727	HT 740D	B
6885573	HT 750CRD	J	23010728	HT 750DRD	N
6885576	HT 7400	A	23010777	HT 750CRD	E
6885577	HT 740D	L	23010781	HT 750DRD	B
6885578	HT 740D	A	23010783	HT 750CRD	N
6885579	HT 740D	E	23010786	HT 750CRD	E
6885580	HT 7400	A	23010788	HT 7400D	A
6885581	HT 740FS	A	23010789	HT 750DRD	F
6885582	HT 740D	E	23010790	HT 750CRD	E
6885583	HT 7400	J	23010791	HT 7400	A
6885584	HT 7400	A	23010798	HT 750CRD	M
6885585	HT 7400	A	23010801	HT 7400	B
6885586	HT 740D	B	23010802	HT 750DRD	B
6885587	HT 740D	A	23010803	HT 750DRD DB	L
6885588	HT 740D	X	23010813	HT 740D	E
6885589	HT 740D	N	23010832	HT 750DRD DB	L
6885590	HT 754CRD	A	23010833	HT 750DRD DB	L
6885591	HT 754CRD	A	23010835	HT 740D	A
6885592	HT 754CRD	A	23010837	HT 754CRD	J
6885593	HT 754CRD	A	23010842	HT 750DRD DB	L
6885594	HT 754CRD	A	23010844	HT 740D	J
6885595	HT 754CRD	A	23010845	HT 7400D	A
6885596	HT 754CRD	A	23010846	HT 750DRD	J
6885597	HT 750DRD	B	23010863	HT 740D	N
6885598	HT 750DRD	E	23010864	HT 754CRD	L
6885599	HT 750DRD	A	23010865	HT 750DRD DB	L
6885600	HT 750DRD	V	23010867	HT 750DRD	Z
6885601	HT 750DRD	L	23010870	HT 750DRD	M
6885602	HT 7500RD	A	23010873	HT 7400	E
6885603	HT 750DRD	L	23010874	HT 740FS	A
6885604	HT 750DRD	U	23010875	HT 7400	L
6885605	HT 750DRD	A	23010876	HT 740D	E
6885606	HT 750DRD	A	23010877	HT 754CRD	E
6885607	HT 750DRD	N	23010878	HT 754CRD	N
6885608	HT 750DRD	E	23010879	HT 750DRD	Z
6885609	HT 750DRD	A	23010880	HT 750DRD	N
6885610	HT 750DRD	L	23010881	HT 7400	J
6885611	HT 750DRD	J	23010882	HT 7400	R
6885612	HT 750DRD	R	23010883	HT 754CRD	E

CONTINUED ON NEXT PAGE

TRANSMISSION FRONT COVER, CONVERTER DRIVE, FLEX DISK AND FLYWHEEL SECTION
 TO FIND DETAIL PARTS FOR YOUR ALLISON AUTOMATIC TRANSMISSION, TURN TO
 THE GROUP LISTED OPPOSITE THE ASSEMBLY PART NUMBER OF YOUR TRANSMISSION.

A/N*	MODEL	GROUP	A/N*	MODEL	GROUP
23010884	HT 754CRD	E	23011407	HT 7400D	A
23010885	HT 750DRD	N	23011412	HT 750DRD	R
23010886	HT 750DRD	M	23011413	HT 740D	AA
23010887	HT 754CRD	E	23011427	HT 750DRD	AA
23010888	HT 750DRD	N	23011428	HT 750DRD	AB
23010889	HT 754CRD	N	23011430	HT 754CRD	J
23010891	HT 740D	R	23011432	HT 754CRD	E
23010892	HT 740D	A	23011434	HT 750DRD	M
23010898	HT 750DRD	W	23011435	HT 750DRD	E
23010899	HT 750DRD	Y	23011438	HT 750DRD	L
23010901	HT 740D	L	23011447	HT 750DRD	R
23010902	HT 740D	A	23011459	HT 754CRD	M
23010905	HT 750DRD	E	23011469	HT 740D	R
23010906	HT 750DRD	E	23011495	HT 740D	A
23010918	HT 7400	L	23011506	HT 754CRD	A
23010919	HT 740D	M	23011508	HT 754CRD	N
23010920	HT 740D	E	23011509	HT 750DRD	J
23010921	HT 750CRD	B	23011510	HT 750DRD	J
23010922	HT 754CRD	E	23011519	HT 7400	A
23010923	HT 750DRD	A	23011532	HT 754CRD	L
23010935	HT 750DRD	Q	23011544	HT 740D	J
23010936	HT 740D	B	23011556	HT 740D	L
23010937	HT 754CRD	N	23011557	HT 740D	E
23010938	HT 754CRD	J	23011566	HT 750DRD	Y
23010939	HT 754CRD	R	23011567	HT 750DRD DB	A
23010940	HT 754CRD	Q	23011569	HT 754CRD	AA
23010958	HT 750DRD	Q	23011573	HT 754CRD	R
23010963	HT 740D	N	23011587	HT 754CRD	AA
23010965	HT 750DRD	N	23011588	HT 750DRD	J
23010966	HT 750DRD	N	23011589	HT 750DRD	N
23010967	HT 750DRD	U	23011591	HT 7400	M
23010968	HT 750DRD	U	23011592	HT 754CRD	N
23010969	HT 740D	J	23011850	HT 750DRD	Z
23010975	HT 740D	E	23011852	HT 7400	E
23010976	HT 750DRD	N	23012022	HT 750DRD DB	L
23010977	HT 750DRD	A	23012050	HT 750DRD DB	M
23010989	HT 740D	J	23012053	HT 740D	E
23011306	HT 750DRD	E	23012069	HT 754CRD	B
23011309	HT 750DRD	R	23012087	HT 754CRD	J
23011334	HT 754CRD	J	23012088	HT 740D	N
23011335	HT 750DRD	M	23012095	HT 750DRD	N
23011338	HT 740D	E	23012096	HT 750DRD DB	L
23011341	HT 750DRD	N	23012097	HT 750DRD DB	L
23011343	HT 740D	A	23012098	HT 750DRD DB	L
23011349	HT 740D	E	23012099	HT 750DRD DB	L
23011389	HT 754CRD	J	23012110	HT 750DRD	R
23011391	HT 740D	J	23012114	HT 740D	A
23011394	HT 750DRD	R	23012135	HT 740D	B
23011396	HT 750DRD	L	23012139	HT 750DRD	B
23011405	HT 750DRD	Z	23012140	HT 740D	A

CONTINUED ON NEXT PAGE

- A/N* - ASSEMBLY NUMBER - FOUND ON YOUR TRANSMISSION NAMEPLATE
-

TRANSMISSION FRONT COVER, CONVERTER DRIVE, FLEX DISK AND FLYWHEEL SECTION
 TO FIND DETAIL PARTS FOR YOUR ALLISON AUTOMATIC TRANSMISSION, TURN TO
 THE GROUP LISTED OPPOSITE THE ASSEMBLY PART NUMBER OF YOUR TRANSMISSION.

A/N*	MODEL	GROUP	A/N*	MODEL	GROUP
23012141	Hi 754CRD	J	23012756	HT 740D	A
23012171	HT 754CRD	A	23012757	HT 754CRD	E
23012172	HT 754CRD	E	23012767	HT 740D	L
23012193	HT 754CRD	B	23012768	HT 754CRD	E
23012200	HT 754CR0	B	23012770	HT 740D	R
23012214	HT 7400D	J	23014331	HT 7400	A
23012215	HT 7400	N	23014332	HT 747D	A
23012220	HT 754CRD	N	23014333	HT 750DRD	Q
23012246	HT 750DRD	J	23014334	HT 754CRD	A
23012256	HT 750DRD DB	Z	23014344	HT 750DRD	AA
23012259	HT 750DRD	J	23014345	HT 754CRD	E
23012315	HT 754CRD	E	23014424	HT 750DRDDB	A
23012316	HT 754CRD	M	23014435	HT 7400D	N
23012321	HT 740D	B	23014436	HT 754CRD	A
23012322	HT 740D	R	23014445	HT 750DRD	AA
23012326	HT 747D	A	23014463	HT 750DRD	U
23012327	HT 740D	N	23014475	HT 754CRD	J
23012363	HT 750DRD	W	23014476	HT 754CRD	A
23012364	HT 750DRD	J	23014477	HT 7400	A
23012381	HT 754CRD	E	25014478	HT 740D	J
23012419	HT 740D	Q	23014492	HT 754CRD	A
23012420	HT 7400D	E	23014498	HT 740D	A
23012421	HT 750DRD	J	23014499	HT 750DRD	E
23012422	HT 7400	A	23014500	HT 754CRD	E
23012427	HT 750DRD	B	23014502	HT 750DRD	A
23012436	HT 7400	Z	23014505	HT 750DRD	A
23012449	HT 7400	E	23014508	HT 750DRD	M
23012450	HT 750DRD	U	23014526	HT 750DRD	E
23012471	HT 7470	E	23014529	HT 740D	E
23012474	HT 7400D	Q	23014530	HT 7500RD	AC
23012475	HT 747D	E	23014539	HT 7400D	A
23012476	HT 7400	E	23014541	HT 750DRD	A
23012503	HT 754CRD	A	23014545	HT 754CRD	E
23012504	HT 750DRD	N	23014553	HT 7400	A
23012505	HT 7400	E	23014555	HT 7400	J
23012589	HT 7500RD	E	23014587	HT 754CRD	Q
23012590	HT 750DRD	N	23014588	HT 754CRD	M
23012591	HT 7400	E	23014643	HT 754CRD	A
23012594	HT 7400	N	23014645	HT 740D	N
23012595	HT 750DRDDB	A	23014654	HT 750DRD	AD
23012649	HT 7400	E	23014658	HT 740D	M
23012684	HT 750DRD	J	23014661	HT 750DRD	A
23012690	HT 754CR0D	E	23014670	HT 750DRD	A
23012691	HT 7400D	A	23014684	HT 754CRD	AA
23012698	HT 750DRD	A	23014691	HT 754CRD	N
23012699	HI 750DRD	A	23014700	HT 754CRD	E
23012700	HT 750DRD	A	23014913	HT 750DRD	A
23012703	HT 7400D	A	23014929	HT 750DRD	N
23012704	HT 740D	L	23014937	HT 7470	A
23012745	HT 7500DR	R	23014941	HT 7470	A

CONIINUED ON NEXT PAGE

• A/N* - ASSEMBLY NUMBER - FOUND ON YOUR TRANSMISSION NAMEPLATE

•

TRANSMISSION FRONT COVER, CONVERTER DRIVE, FLEX DISK AND FLYWHEEL SECTION
 TO FIND DETAIL PARTS FOR YOUR ALLISON AUTOMATIC TRANSMISSION, TURN TO
 THE GROUP LISTED OPPOSITE THE ASSEMBLY PART NUMBER OF YOUR TRANSMISSION.

A/N*	MODEL	GROUP	A/N*	MODEL	GROUP
23014964	HT 747D	AE	23019204	HT 740D	AG
23014983	HT 754CRD	A	23019252	HT 740D	AA
23014990	HT 754CRD	B	23019255	HT 740D	J
23015009	HT 754CRD	N	23019256	HT 7400	R
23015010	HT 750DRD	A	23019257	HT 7400	N
23015028	HT 754CRD	A	23019258	HT 7400	A
23015032	HT 750DRD	L	23019259	HT 7400	J
23015058	HT 7470	A	23019260	HT 7400	E
23015066	HT 754CRD	B	23019261	HT 7400D	A
?3015074	IIT 7470	A	25019262	HI 740D	B
23015104	HT 7470	A	23019263	HT 7400	R
23015137	HT 750DRD	B	23019264	HT 7400	Q
23015142	HT 740D	L	23019265	HT 7400	Z
23015152	HT 7400	L	23019266	HT 7400	E
23015153	HT /500DRD	N	23019267	HT 7400	J
23015177	HT 7470	A	23019268	HT 7400D	L
23015199	HT 750DRD DB	A	23019269	HT 7400D	N
23015206	HT 750DRD	AF	23019270	HT 7400	L
23015214	HT 7400	N	23019271	HT 7400	L
23015215	HT 750DRD	E	23019272	HT 7400	A
23015216	HT 754CRD	A	23019273	HT 740D	E
23015222	HT 754CRD	E	23019274	HT 740D	A
23015248	HT 750DRD	AA	23019275	HT 7400D	B
23015251	HT 750DRD	L	23019276	HT 740D	A
23019050	HT 7400D	A	23019277	HT 740FS	A
23019052	HT 7470	AE	23019278	HT 7400D	M
23019057	HT 754CRD	E	23019279	HT 7400	E
23019099	HT 7500DRD	R	23019313	HT 740FS	A
23019100	HT 7500RD	AG	23019314	HT 740D	A
23019101	HT 754CRD	L	23019330	HT 7500RD	Z
23019107	HT 750DRD	AF	23019338	HT 750DRD	L
23019149	HT 7500DRD	N	23019344	HT 747D	A
23019168	HT 7500DRD	E	23019350	HT 747D	E
23019174	HT 740D	E	23019605	HT 740D	L
23019175	HT 7400	A	23019646	HT 754CRD	E
23019176	HT 7400D	A	23019647	HT 7400	AA
23019177	HT 7400	E	23019658	HT 740D	L
23019178	HT 7400	A	23019696	HT 754CRD	J
23019179	HT 7400D	A	23019697	HT 754CRD	E
23019180	HT 7400	A	23019698	HT 754CRD	E
23019181	HT 7470	A	23019760	HT 7400D	AG
23019182	HT 7470	E	23019761	HT 740D	AH
23019183	HT 7470	E	23019762	HT 740D	AG
23019184	HT 7470	A	23019803	HT 740D	AG
23019185	HT 7470	A	23019811	HT 750DRD	N
23019186	HT 7400D	A	23019812	HT 750DRD	AA
23019187	HT 7470	E	23019823	H1 /400D	A
23019199	HT 7400D	J	23019824	HT 740D	A
23019202	HT 754CRD	E	23019825	HT 7470	A
23019203	HT 7500DRD	AG	23019842	HT 747D	A

CONTINUED ON NEXT PAGE

* A/N* - ASSEMBLY NUMBER - FOUND ON YOUR TRANSMISSION NAMEPLATE

TRANSMISSION FRONT COVER, CONVERTER DRIVE, FLEX DISK AND FLYWHEEL SECTION

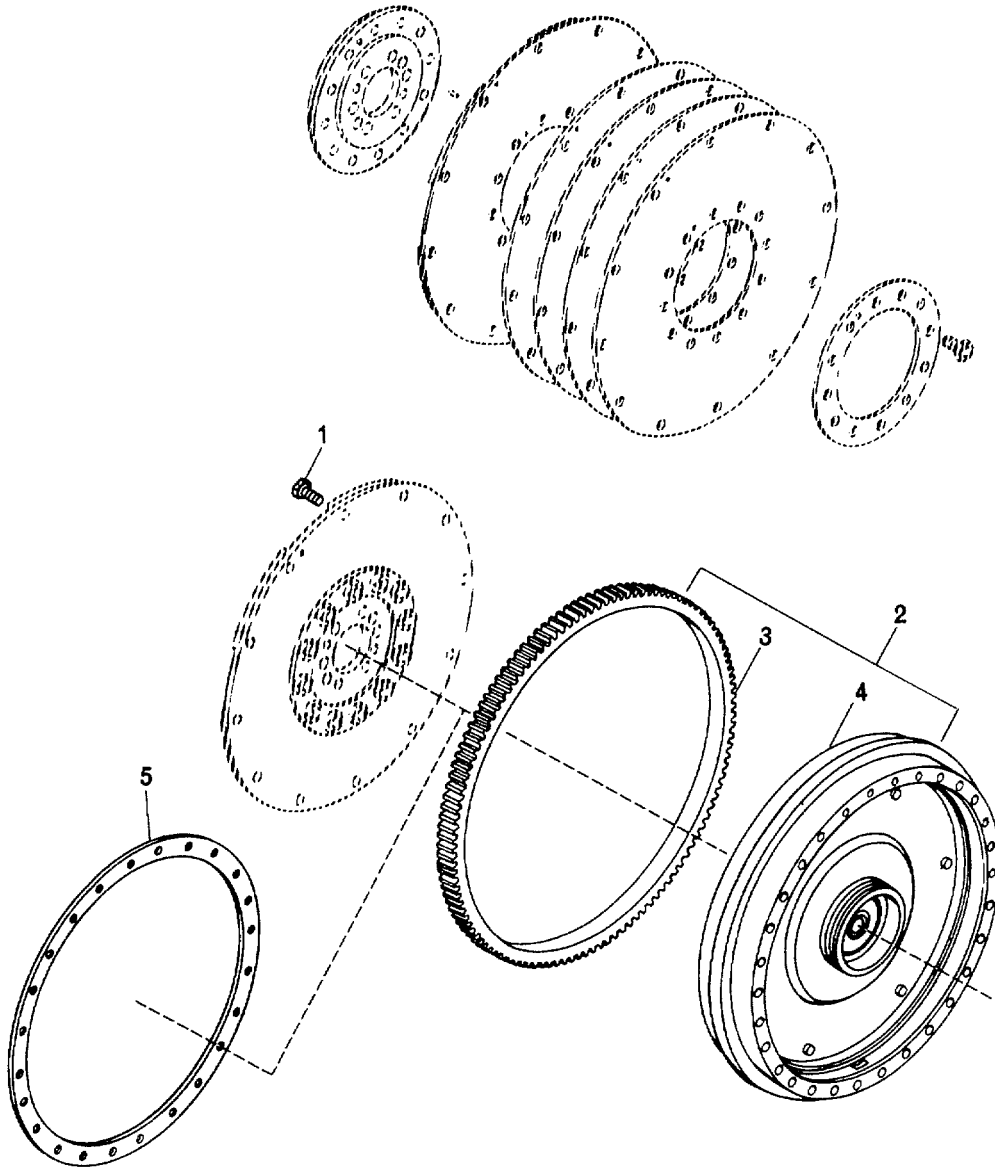
TO FIND DETAIL PARTS FOR YOUR ALLISON AUTOMATIC TRANSMISSION, TURN TO THE GROUP LISTED OPPOSITE THE ASSEMBLY PART NUMBER OF YOUR TRANSMISSION.

A/N*	MODEL	GROUP	A/N*	MODEL	GROUP
23019843	HT 747D	A	23040673	HT 7400D	A
23019849	HT 754CRD	J	23040682	NT 754CRD	E
23019928	HT 754CRD	A	23040701	HT 754CRD	A
23019947	HT 754CRD	AG	23040718	HT 750DRD	N
23019948	HT 754CRD	J	23040721	HT 7470	A
23019949	HT 7400	N	23040722	HT 7470D	A
23019989	HT 7470	A	23040727	HT 754CRD	L
23019990	HT 7470	A	23040755	HT 754CRD	A
23040190	HT 750DRD	AC	23040756	HT 754CRD	A
23040209	HT 747D	A	23040767	HT 754CRD	A
23040217	HT 7500RD DB	AF	23040791	HT 740D	R
23040241	HT 7400	A	23040792	HT 7470	A
23040285	HT 7400	L	23040797	HT 7470	A
23040292	HT 754CRD	AG	23040798	HT 7470	A
23040420	HT 7400D	AG	23040804	HT 740D	A
23040430	HT 7470	A	23040805	HT 7400	L
23040433	HT 7400	L	23040821	HT 7500DRD	Q
23040436	HT 754CRD	E	23040822	HT 7400D	A
23040440	HT 754CRD	A	23040823	HT 7400	R
23040452	HT 740D	A	23040836	HT 7500DRD	M
23040480	HT 754CRD	A	23040840	HT 740D	A
23040550	HT 7500RD	Z	23040899	HT 7400	N
23040634	HT 750DRD	AH	23040900	HT 740D	N
23040635	HT 7400	A	23040901	HT 740D	N
23040636	HT 7400	A	23040902	HT 7400D	N
23040638	HT 7400D	A	23040928	HT 754CRD	E
23040652	HT 7400D	A	23040931	HT 7400	N
23040659	HT 7500RD	A	23040978	HT 7500DRD	AJ
23040665	HT 750DRD	R	23041021	NT 7400	J
23040672	HT 750DRD	J	23041024	HT 750DRD	A

* A/N* - ASSEMBLY NUMBER - FOUND ON YOUR TRANSMISSION NAMEPLATE

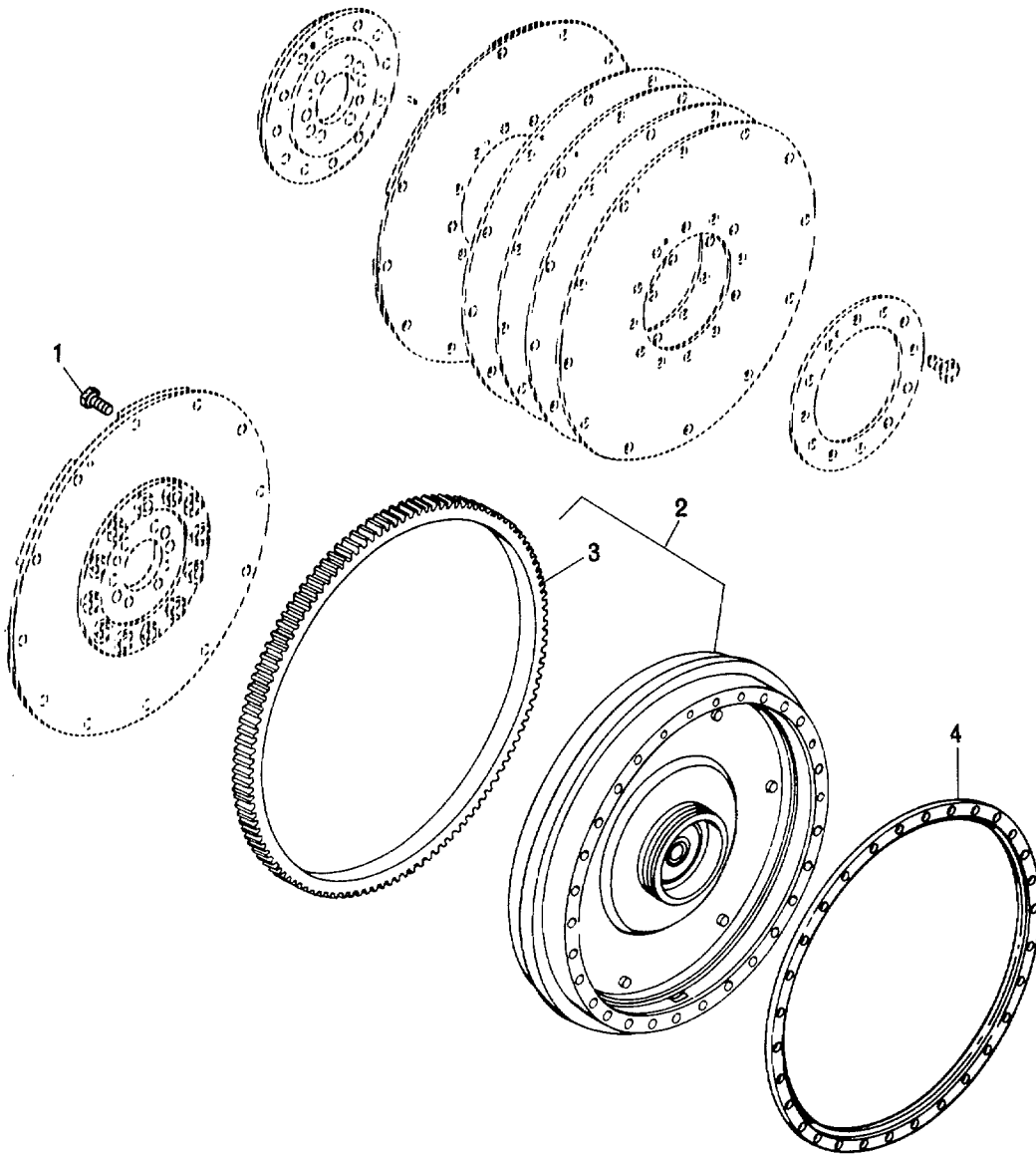
ALLISON AUTOMATIC TRANSMISSION HT 700 SERIES PARTS CATALOG

NOTES



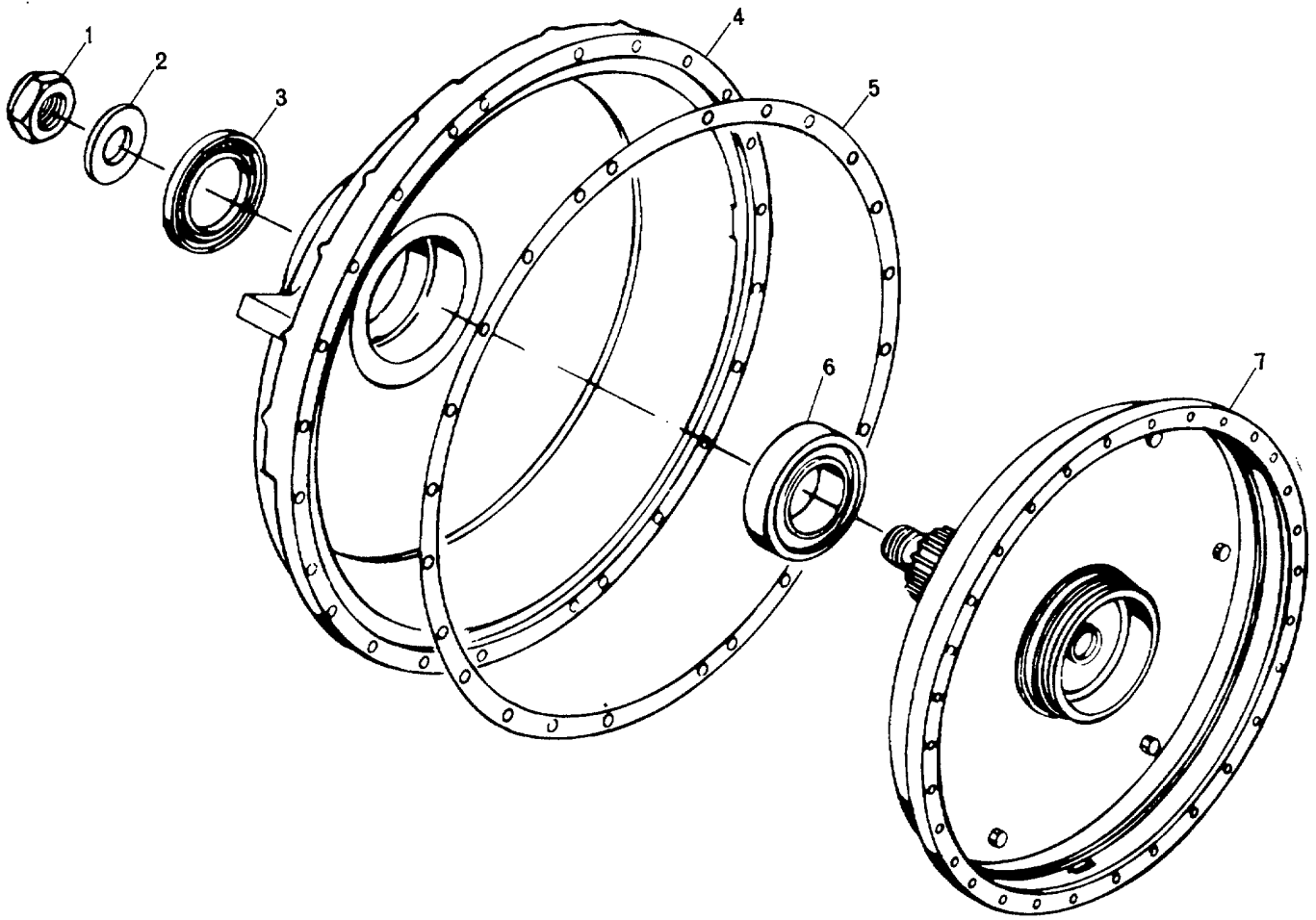
9357A

FIG. 1 TRANSMISSION FRONT COVER, CONVERTER DRIVE, FLEX DISK AND FLYWHEEL



10527

FIG. 1-1 TRANSMISSION FRONT COVER, CONVERTER DRIVE, FLEX DISK AND FLYWHEEL



15852A

FIG. 1-2 TRANSMISSION FRONT COVER, CONVERTER DRIVE, FLEX DISK AND FLYWHEEL

GROUP A

TRANSMISSION FRONT COVER, CONVERTER DRIVE, FLEX DISK AND FLYWHEEL, FIGURE 1

REF NO	NOMENCLATURE	PART NO	REQ	RECOMMENDED SPARES FOR UNITS		
				1-25	26-50	51-200
1	BOLT, HX HD, SELF-LOCKING, 1/2 - 20 X I .	9409058	12	36	72	288
2	FLYWHEEL ASSY, SEE SPI 6TR 78 .	6885673	1		1	2
3	GEAR, FLYWHEEL RING	5166664 *		1	1	1
4	FLYWHEEL.	6885672 *	1			
5-6	NO1T USED IN THIS GROUP					

GROUP B

TRANSMISSION FRONT COVER, CONVERTER DRIVE, FLEX DISK AND FLYWHEEL, FIGURE 1
SAME AS GROUP A, EXCEPT FOR PARTS LISTED BELOW

2	FLYWHEEL ASSY, SEE SPI 6TR78	6885675	1		1	2
3	GEAR, FLYWHEEL RING	6769131	1		1	1
4	FLYWHEEL .	6885674	1		1	1

GROUP C

TRANSMISSION FRONT COVER, CONVERTER DRIVE, FLEX DISK AND FLYWHEEL, FIGURE 1
SAME AS GROUP A, EXCEPT FOR PARTS LISTED BELOW

2	FLYWHEEL ASSY, SEE SPI 6TR78	6884580	1		1	2
3	GEAR, FLYWHEEL RING	6753594 *	1		1	1
4	FLYWHEEL .	6884581 *	1		1	1

GROUP D

TRANSMISSION FRONT COVER. CONVERTER DRIVE, FLEX DISK AND FLYWHEEL, FIGURE 1
SAME AS GROUP A, EXCEPT FOR PARTS LISTED BELOW

2-3	NOT USED IN THIS GROUP					
4	FLYWHEEL	6885672	1		1	2

GROUP E

TRANSMISSION FRONT COVER, CONVERTER DRIVE, FLEX DISK AND FLYWHEEL, FIGURE 1
SAME AS GROUP A, EXCEPT FOR PARTS LISTED BELOW

2	FLYWHEEL ASSY, SEE SPI 6TR78	6885676	1		1	2
3	GEAR, FLYWHEEL RING	6752502 *	1		1	1
4	FLYWHEEL .	6885677 *	1		1	1

GROUP F

TRANSMISSION FRONT COVER, CONVERTER DRIVE, FLEX DISK AND FLYWHEEL, FIGURE 1-1

1	BOLT, HX HD, SELF-LOCKING, 1/2-20 X I .	9409058	12	36	72*	288
2	FLYWHEEL ASSY .	6885665	1		1	1
3	GEAR, FLYWHEEL RING	6778055	1		1	1
4	ADAPTER, CONVERTER HOUSING	6778056	1		1	1

† SERVICED AS AN ASSY - NOT AS A DETAIL PART

COPYRIGHT 1985 GENERAL MOTORS CORP.

08-01-85

GROUP G

TRANSMISSION FRONT COVER, CONVERTER DRIVE, FLEX DISK AND FLYWHEEL, FIGURE 1-1
 SAME AS GROUP F, EXCEPT FOR PARTS LISTED BELOW

REF NO	NOMENCLATURE	PART NO	REQ	RECOMMENDED SPARES FOR UNITS		
				1-25	26-50	51-200
2	FLYWHEEL ASSY .	6830628	1		1	2
3	GEAR, FLYWHEEL RING	6830469	1		1	1
4	NOT USED IN THIS GROUP					

GROUP H

TRANSMISSION FRONT COVER, CONVERTER DRIVE, FLEX DISK AND FLYWHEEL, FIGURE 1
 SAME AS GROUP A, EXCEPT FOR PARTS LISTED BELOW

2	FLYWHEEL ASSY, SEE SPI 6TR78	6884576	1		1	2
3	GEAR, FLYWHEEL RING	6836565	1		1	1
4	FLYWHEEL .	6883917 *	1			

GROUP J

TRANSMISSION FRONT COVER, CONVERTER DRIVE, FLEX DISK AND FLYWHEEL, FIGURE 1
 SAME AS GROUP A, EXCEPT FOR PARTS LISTED BELOW

2	FLYWHEEL ASSY .	6885666	1		1	1
3	GEAR, FLYWHEEL RING, SUPPLIED BY ENGINE MANUFACTURER					
4	FLYWHEEL .	6883919 *	1			

GROUP K

TRANSMISSION FRONT COVER, CONVERTER DRIVE, FLEX DISK AND FLYWHEEL, FIGURE 1
 SAME AS GROUP A, EXCEPT FOR PARTS LISTED BELOW

2	FLYWHEEL ASSY, SEE SPI 6TR78 .	6880133	1		1	2
3	GEAR, FLYWHEEL RING .	6880135	1		1	1
4	FLYWHEEL.	6880134	1		1	1

GROUP L

TRANSMISSION FRONT COVER, CONVERTER DRIVE, FLEX DISK AND FLYWHEEL, FIGURE 1
 SAME AS GROUP A, EXCEPT FOR PARTS LISTED BELOW

5	GASKET	5181902	1	1	3	10
---	--------	---------	---	---	---	----

GROUP M

TRANSMISSION FRONT COVER, CONVERTER DRIVE, FLEX DISK AND FLYWHEEL, FIGURE 1
 SAME AS GROUP A, EXCEPT FOR PARTS LISTED BELOW

2	FLYWHEEL ASSY, SEE SPI 6TR78	6885676	1		1	2
3	GEAR, FLYWHEEL RING	6752502	1		1	1
4	FLYWHEEL .	6885677	1		1	1
5	GASKET	5181902	1	1	3	10

* SERVICED AS AN ASSY - NOT AS A DETAIL PART

GROUP N

TRANSMISSION FRONT COVER, CONVERTER DRIVE, FLEX DISK AND FLYWHEEL, FIGURE 1
 SAME AS GROUP A, EXCEPT FOR PARTS LISTED BELOW

REF NO	NOMENCLATURE	PART NO	REQ	RECOMMENDED SPARES FOR UNITS		
				1-25	26-50	51-200
1	SUPPLIED BY ENGINE MANUFACTURER					
2-3	NOT USED IN THIS GROUP					
4	FLYWHEEL ASSY	6885678	1		1	2

GROUP P

TRANSMISSION FRONT COVER, CONVERTER DRIVE, FLEX DISK AND FLYWHEEL, FIGURE 1
 SAME AS GROUP A, EXCEPT FOR PARTS LISTED BELOW

2	FLYWHEEL ASSY, SEE SPI 6TR78	6778212	1		1	2
3	GEAR, FLYWHEEL RING	6774352	1		1	1
4	FLYWHEEL .	6833551 *	1		1	1

GROUP Q

TRANSMISSION FRONT COVER, CONVERTER DRIVE, FLEX DISK AND FLYWHEEL, FIGURE 1
 SAME AS GROUP A, EXCEPT FOR PARTS LISTED BELOW

2	FLYWHEEL ASSY .	6885666	1		1	1
3	GEAR, FLYWHEEL RING, SUPPLIED BY ENGINE MANUFACTURER					
4	FLYWHEEL.	6883919 *	1			
5	GASKET	5181902	1	1	3	10

GROUP R

TRANSMISSION FRONT COVER, CONVERTER DRIVE, FLEX DISK AND FLYWHEEL, FIGURE 1
 SAME AS GROUP A, EXCEPT FOR PARTS LISTED BELOW

2	FLYWHEEL ASSY, SEE SPI 6TR78	6885675	1		1	2
3	GEAR, FLYWHEEL RING	6769131	1		1	1
4	FLYWHEEL .	6885674	1		1	1
5	GASKET	5181902	1	1	3	10

GROUP S

TRANSMISSION FRONT COVER, CONVERTER DRIVE, FLEX DISK AND FLYWHEEL, FIGURE 1
 SAME AS GROUP A, EXCEPT FOR PARTS LISTED BELOW

2	FLYWHEEL ASSY,	6885666	1		1	2
3	GEAR, FLYWHEEL RING, SUPPLIED BY ENGINE MANUFACTURER					
4	FLYWHEEL .	6883919 *	1			
5	GASKET	5181902	1	1	3	10

t SERVICED AS AN ASSY - NOT AS A DETAIL PART

GROUP T

TRANSMISSION FRONT COVER, CONVERTER DRIVE, FLEX DISK AND FLYWHEEL, FIGURE 1
 SAME AS GROUP A, EXCEPT FOR PARTS LISTED BELOW

REF NO	NOMENCLATURE	PART NO	REQ	RECOMMENDED SPARES FOR UNITS		
				1-25	26-50	51-200
2	FLYWHEEL ASSY, SEE SPI 6TR78	6884580	1		1	2
3	GEAR, FLYWHEEL RING	6753594	1		1	1
4	FLYWHEEL .	6884581	1		1	1
5	GASKET.	5181902	1	1	3	10

GROUP U

TRANSMISSION FRONT COVER, CONVERTER DRIVE, FLEX DISK AND FLYWHEEL, FIGURE 1
 SAME AS GROUP A, EXCEPT FOR PARTS LISTED BELOW

2	FLYWHEEL ASSY .	6882682	1		1	2
3	GEAR, FLYWHEEL RING	5166664	1		1	1
4	FLYWHEEL	6882684	1		1	1

GROUP V

TRANSMISSION FRONT COVER, CONVERTER DRIVE, FLEX DISK AND FLYWHEEL, FIGURE 1
 SAME AS GROUP A, EXCEPT FOR PARTS LISTED BELOW

2	FLYWHEEL ASSY .	6882681	1		1	2
3	GEAR, FLYWHEEL RING	6752502	1		1	1
4	FLYWHEEL .	6882683	1		1	1

GROUP W

TRANSMISSION FRONT COVER, CONVERTER DRIVE, FLEX DISK AND FLYWHEEL, FIGURE 1
 SAME AS GROUP A, EXCEPT FOR PARTS LISTED BELOW

2	FLYWHEEL ASSY	6882681	1		1	2
3	GEAR, FLYWHEEL RING .	6752502	1		1	1
4	FLYWHEEL .	6882683	1		1	1
5	GASKET	5181902	1	1	3	10

GROUP X

TRANSMISSION FRONT COVER, CONVERTER DRIVE, FLEX DISK AND FLYWHEEL, FIGURE 1
 SAME AS GROUP A, EXCEPT FOR PARTS LISTED BELOW

2	FLYWHEEL ASSY, SEE SPI 6TR78	6885679	1		1	2
3	GEAR, FLYWHEEL RING	6768359	1		1	1
4	FLYWHEEL .	6885667	1		1	1

GROUP Y

TRANSMISSION FRONT COVER, CONVERTER DRIVE, FLEX DISK AND FLYWHEEL, FIGURE 1
 SAME AS GROUP A, EXCEPT FOR PARTS LISTED BELOW

2	FLYWHEEL ASSY	6882682	1		1	1
3	GEAR, FLYWHEEL RING	5166664	1		1	1
4	FLYWHEEL .	6882684	1		1	1
5	GASKET	5181902	1	1	3	10

* SERVICED AS AN ASSY - NOT AS A DETAIL PART

GROUP Z

TRANSMISSION FRONT COVER, CONVERTER DRIVE, FLEX DISK AND FLYWHEEL, FIGURE 1-2

REF NO	NOMENCLATURE	PART NO	REQ	RECOMMENDED SPARES FOR UNITS		
				1-25	26-50	51-200
1	NUT, RETAINING .	9416389	1	3	6	12
2	WASHER, RETAINING	6771612	1	3	6	12
3	KIT, OIL SEAL, CONSISTS OF 6771231 SEAL AND . 6772006 INSTRUCTION SHEET.	6772040	1	3	6	12
4	COVER, CONVERTER .	6839128	1		1	3
5	GASKET .	5181902	1	1	3	10
6	BEARING, BALL	908353	1	4	8	16
7	HOUSING ASSY, CONVERTER DRIVE	6771619	1		1	3

GROUP AA

TRANSMISSION FRONT COVER, CONVERTER DRIVE, FLEX DISK AND FLYWHEEL, FIGURE 1
SAME AS GROUP A, EXCEPT FOR PARTS LISTED BELOW

2-3	NOT USED IN THIS GROUP					
4	FLYWHEEL ASSY .	6885678	1		1	2
5	GASKET	5181902	1	1	3	10

GROUP AB

TRANSMISSION FRONT COVER, CONVERTER DRIVE, FLEX DISK AND FLYWHEEL, FIGURE 1
SAME AS GROUP A, EXCEPT FOR PARTS LISTED BELOW

1	SUPPLIED BY ENGINE MANUFACTURER					
2-3	NOT USED IN THIS GROUP					
4	FLYWHEEL	23011429	1		1	2
5	GASKET	5181902	1	1	3	10

GROUP AC

TRANSMISSION FRONT COVER, CONVERTER DRIVE, FLEX DISK AND FLYWHEEL, FIGURE 1
SAME AS GROUP A, EXCEPT FOR PARTS LISTED BELOW

2	FLYWHEEL ASSY.	23012958	1		1	2
3	GEAR, FLYWHEEL RING	23013649 *	1			
4	FLYWHEEL .	23012958 *	1			

GROUP AD

TRANSMISSION FRONT COVER, CONVERTER DRIVE, FLEX DISK AND FLYWHEEL, FIGURE 1
SAME AS GROUP A, EXCEPT FOR PARTS LISTED BELOW

1	BOLT, HX HD SELF-LOCKING, 1/2-20 X 1	9409058	2	6	12	18
2	FLYWHEEL ASSY .	6885680	1		1	1
3	NOT USED IN THIS GROUP					
4	FLYWHEEL .	6881887 *	1			

* SERVICED AS AN ASSY - NOT AS A DETAIL PART

GROUP AE

TRANSMISSION FRONT COVER, CONVERTER DRIVE, FLEX DISK AND FLYWHEEL, FIGURE 1 SAME AS GROUP A, EXCEPT FOR PARTS LISTED BELOW

REF NO	NOMENCLATURE	PART NO	REQ	RECOMMENDED SPARES FOR UNITS		
				1-25	26-50	51-200
2	FLYWHEEL ASSY .	23014965	1	0	1	1
3	NOT USED IN THIS GROUP					
4	FLYWHEEL	23014966	1			

GROUP AF

TRANSMISSION FRONT COVER, CONVERTER DRIVE, FLEX DISK AND FLYWHEEL, FIGURE 1
SAME AS GROUP A, EXCEPT FOR PARTS LISTED BELOW

1	BOLT, HX HD SELF-LOCKING, 1/2-20 X I	9409058	2	6	12	18
2	FLYWHEEL ASSY .	6885680	1		1	1
3	NOT USED IN THIS GROUP					
4	FLYWHEEL	6881887 *	1			
5	GASKET	5181902	1	1	3	10

GROUP AG

TRANSMISSION FRONT COVER, CONVERTER DRIVE, FLEX DISK AND FLYWHEEL, FIGURE 1
SAME AS GROUP A, EXCEPT FOR PARTS LISTED BELOW

2	FLYWHEEL ASSY .	23017566	1		1	1
3	GEAR, FLYWHEEL RING	6752502 *	1			
4	FLYWHEEL .	23017567 *	1			

GROUP AH

TRANSMISSION FRONT COVER, CONVERTER DRIVE, FLEX DISK AND FLYWHEEL, FIGURE 1
SAME AS GROUP A, EXCEPT FOR PARTS LISTED BELOW

2	FLYWHEEL ASSY .	23017566	1		1	1
3	GEAR, FLYWHEEL RING	6752502 *	1			
4	FLYWHEEL .	23017567 *	1			
5	GASKET.	5181902	1	1	1	10

GROUP AJ

TRANSMISSION FRONT COVER, CONVERTER DRIVE, FLEX DISK AND FLYWHEEL, FIGURE 1
SAME AS GROUP A, EXCEPT FOR PARTS LISTED BELOW

2	FLYWHEEL ASSY .	23046144	1		1	1
3	NOT USED IN THIS GROUP					
4	FLYWHEEL	23016969 *	1			

* SERVICED AS AN ASSY - NOT AS A DETAIL PART

LOCKUP CLUTCH AND TORQUE CONVERTER SECTION

TO FIND DETAIL PARTS FOR YOUR ALLISON AUTOMATIC TRANSMISSION, TURN TO
THE GROUP LISTED OPPOSITE THE ASSEMBLY PART NUMBER OF YOUR TRANSMISSION

A/N*	MODEL	GROUP	A/N*	MODEL	GROUP
6835534	HT 740D	A	6880083	HT 750DRD	A
6838065	HT 740D	A	6880106	HT 740D	A
6838066	HT 7400	A	6880107	HT 740D	A
6838067	HT 740D	A	6880182	HT 750CRD	A
6838075	HT 740D	A	6880243	HT 750DRD	B
6838280	HT 750DRD	A	6880248	HT 750CRD	A
6838282	HT 750CRD	A	6880275	HT 750CRD	A
6838355	HT 750DRD	A	6880284	HT 750DRD	D
6838517	HT 740D	A	6880285	HT 750DRD	D
6838571	HT 740D	A	6880363	HT 750DRD	A
6838683	HT 740D	A	6880364	HT 750DRD	D
6838697	HT 740D	A	6880367	HT 740D	B
6839073	HT 750CRD	B	6880393	HT 750DRD	D
6839074	HT 750CRD	B	6880396	HT 750CRD	C
6839246	HT 750CRD	C	6880408	HT 740D	A
6839411	HT 750CRD	A	6880409	HT 7400	B
6839412	HT 740D	A	6880411	HT 750DRD	A
6839439	HT 740D	A	6880435	HT 740D	A
6839440	HT 740D	A	6880447	HT 750CRD	B
6839441	HT 750CRD	A	6880475	HT 750DRD	A
6839474	HT 750DRD	A	6880485	HT 750CRD	A
6839475	HT 750DRD	A	6880587	HT 740D	A
6839498	HT 750CRD	B	6880688	HT 750CRD	C
6839500	HT 750DRD	A	6880712	HT 750CRD	A
6839518	HT 750CRD	A	6880722	HT 750CRD	A
6839519	HT 740D	A	6880723	HT 740D	C
6839520	HT 740D	B	6880738	HT 750CRD	C
6839568	HT 740D	A	6880739	HT 750CRD	A
6839590	HT 740D	B	6880740	HT 750CRD	A
6839596	HT 750DRD	A	6880748	HT 750DRD	A
6839623	HT 750DRD	A	6880803	HT 750DRD	A
6839668	HT 750DRD	A	6880825	HT 740D	A
6839669	HT 750DRD	A	6880865	HT 740D	A
6839670	HT 750DRD	B	6880871	HT 750CRD	A
6839674	HT 740D	A	6880910	HT 750CRD	B
6839750	HT 750CRD	B	6880919	HT 750CRD	A
6839823	HT 750CRD	A	6880920	HT 750DRD	A
6839824	HT 7400	B	6880930	HT 750DRD	B
6839906	HT 740D	A	6880968	HT 750DRD	A
6839922	HT 750DRD	B	6880969	HT 750CRD	B
6839923	HT 750DRD	A	6880970	HT 740D	A
6839924	HT 750DRD	B	6881023	HT 740D	B
6839932	HT 750CRD	B	6881054	HT 740D0	
6839933	HT 750DRD	8	6881055	HT 7400	D
6839993	HT 740D	B	6881059	HT 740D	C
6880041	HT 750CRD	A	6881120	HT 750CRD	A
6880042	HT 750DRD	B	6881140	HT 740D	A
6880046	HT 740D	A	6881151	HT 750CRD	A
6880047	HT 750CRD	A	6881156	HT 750DRD	A
6880081	HT 750CRD	A	6881166	HT 740D	C

CONTINUED ON NEXT PAGE

* A/N* - ASSEMBLY NUMBER - FOUND ON YOUR TRANSMISSION NAMEPLATE

COPYRIGHT 1983 GENERAL MOTORS CORP.

06-15-83

LOCKUP CLUTCH AND TORQUE CONVERTER SECTION

TO FIND DETAIL PARTS FOR YOUR ALLISON AUTOMATIC TRANSMISSION, TURN TO
THE GROUP LISTED OPPOSITE THE ASSEMBLY PART NUMBER OF YOUR TRANSMISSION

A/N*	MODEL	GROUP	A/N*	MODEL	GROUP
6881167	HT 750CRD	B	6881312	HT 750DRD	A
6881168	HT 750CRD	A	6881313	HT 750DRD	B
6881169	HT 750CRD	A	6881314	HT 750DRD	B
6881191	HT 740D	A	6881315	HT 750DRD	A
6881192	HT 750DRD	A	6881316	HT 750DRD	B
6881193	HT 740D	A	6881317	HT 750DRD	A
6881194	HT 740D	A	6881318	HT 750DRD	A
6881195	HT 7400	A	6881319	HT 750DRD	B
6881196	HT 740D	A	6881320	HT 750DRD	A
6881197	HT 750CRD	A	6881321	HT 750DRD	A
6881198	HT 7A0D	A	6881322	HT 740D	A
6881199	HT 740D	B	** 68813228	HT 740D	A
6881200	HT 740D	A	6881323	HT 7400D	A
6881201	HT 7400	A	** 68813238	HT 740D	A
6881202	HT 750CRD	B	6881324	HT 740D	A
6881203	HT 750CRD	A	** 68813248	HT 740D	A
6881204	HT 750CRD	B	6881325	HT 740D	A
6881205	HT 750CRD	A	** 68813258	HT 7400	A
6881213	HT 740D	A	6881326	HT 7400	A
6881263	HT 7400	A	6881327	HT 7400	B
6881266	HT 740D	A	6881328	HT 740D	A
6881267	HT 750DRD	A	6881329	HT 740D	8
6881268	HT 750DRD	B	6881330	HT 740D	B
6881288	HT 7400	B	6881331	HT 740D	A
688 1289	HT 740D	B	6881332	HT 7400	B
6881292	HT 750CRD	A	6881333	HT 740D	A
** 68812928	HT 750CRD	A	6881334	HT 7400	C
6881293	HT 750CRD	A	6881335	HT 740D	B
6881294	HT 750CRD	B	** 68813358	HT 7400	B
6881295	HT 750CRD	B	6881336	HT 740D	C
** 68812958	HT 750CRD	B	6881337	HT 740D	A
6881296	HT 750CRD	B	6881338	HT 740D	A
** 68812968	HT 750CRD	B	6881339	HT 750DRD	A
6881297	HT 750CRD	A	6881340	HT 750DRD	D
** 68812978	HT 750CRD	A	6881341	HT 750DRD	D
6881299	HT 750CRD	A	6881342	HT 750DRD	D
6881300	HT 750CRD	A	6881343	HT 750DRD	D
6881301	HT 750CRD	C	6881344	HT 750CRD	A
6881302	HT 750CRD	B	6881345	HT 750CRD	A
** 68813028	HT 750CRD	B	6881346	HT 750CRD	A
6881303	HT 750CRD	A	6881347	HT 750CRD	B
** 6881303B	HT 750CRD	A	6881348	HT 7400	A
6881304	HT 750CRD	A	6881349	HT 7400	D
6881305	HT 750CRD	A	6881350	HT 7400	D
6881306	HT 750CRD	B	** 68813508	HT 7400	D
6881307	HT 750DRD	A	6881351	HT 7400	A
6881308	HT 750DRD	A	** 68813518	HT 740D	A
6881309	HT 750DRD	A	6881361	HT 750DRD	A
6881310	HT 750DRD	B	6881408	HT 750CRD	A
6881311	HT 750DRD	B	6881419	HT 740D	A

CONTINUED ON NEXT PAGE

* A/N* - ASSEMBLY NUMBER - FOUND ON YOUR TRANSMISSION NAMEPLATE

** SEE SPI 15TR75

LOCKUP CLUTCH AND TORQUE CONVERTER SECTION

TO FIND DETAIL PARTS FOR YOUR ALLISON AUTOMATIC TRANSMISSION, TURN TO
THE GROUP LISTED OPPOSITE THE ASSEMBLY PART NUMBER OF YOUR TRANSMISSION

A/N*	MODEL	GROUP	A/N*	MODEL	GROUP
** 6881419B	HT 740D	A	6882086	HT 740D	B
6881420	HT 740D	B	** 6882086B	HT 740D	8
6881421	HT 750DRD	A	6882087	HT 740D	C
6881430	HT 740D	D	** 6882087B	HT 740D	C
6881431	HT 740D	D	6882088	HT 740D	D
6881437	HT 740D	A	** 68820888	HT 740D	D
6881445	HT 750DRD	A	6882089	HT 740D	D
6881447	HT 750DRD	C	** 6882089	HT 740D	D
6881448	HT 750DRD	C	6882090	HT 740D	A
6881449	HT 750CRD	E	** 6882090	HT 740D	A
6881452	HT 740D	A	6882094	HT 750CRD	D
6881453	HT 750CRD	C	6882104	HT 740D	A
6881531	HT 740D	A	** 68821048	HT 740D	A
6881532	HT 750DRD	D	6882159	HT 750CRD	D
6881548	HT 750DRD	C	6882161	HT 750DRD	D
6881655	HT 740D	A	6882163	HT 740D	A
6881707	HT 740D	A	6882164	HT 740D	A
6881708	HT 740D	B	6882165	HT 740D	B
6881709	HT 740D	B	6882166	HT 740D	A
6881710	HT 740D	A	6882167	HT 740D	B
6881711	HT 740D	D	6882168	HT 740D	B
6881712	HT 740D	B	6882169	HT 740D	A
6881713	HT 740D	B	6882170	HT 740D	D
6881714	HT 740D	E	6882171	HT 740D	C
6881849	HT 740D	A	6882172	HT 740D	A
** 68818498	HT 740D	A	6882173	HT 740D	A
6881864	HT 750DRD	A	6882174	HT 740D	A
6881865	HT 750DRD	A	6882175	HT 740D	A
6881872	HT 750DRD	A	6882176	HT 740D	A
6881873	HT 750DRD	A	6882177	HT 740D	A
6881880	HT 750DRD	C	6882178	HT 740D	B
6881890	HT 750CRD	C	6882179	HT 750CRD	A
6881949	HT 740D	A	6882180	HT 750CRD	A
6881950	HT 750DRD	A	6882181	HT 750CRD	B
6881951	HT 750DRD	A	6882182	HT 750CRD	A
6881957	HT 740D	D	6882183	HT 750CRD	A
6882070	HT 740D	A	6882184	HT 750CRD	B
** 68820708	HT 740D	A	6882185	HT 750CRD	A
6882080	HT 740D	A	6882186	HT 750CRD	A
** 68820808	HT 740D	A	6882187	HT 750CRD	B
6882081	HT 740D	B	6882188	HT 750CRD	A
** 68820818B	HT 740D	B	6882189	HT 750CRD	B
6882082	HT 740D	A	6882190	HT 740D	F
** 6882082B	HT 740D	A	6882259	HT 750DRD	D
6882083	HT 7400	B	6882268	HT 740D	A
** 68820838	HT 740D	B	6882270	HT 740D	B
6882084	HT 740D	B	6882271	HT 740D	D
** 68820848	HT 740D	B	6882272	HT 740D	A
6882085	HT 740D	A	6882273	HT 740D	B
** 6882085B	HT 740D	A	6882274	HT 740D	A

CONTINUED ON NEXT PAGE

* A/N* - ASSEMBLY NUMBER - FOUND ON YOUR TRANSMISSION NAMEPLATE

** SEE SPI 15TR75

ALLISON AUTOMATIC TRANSMISSION HT 700 SERIES PARTS CATALOG
 LOCKUP CLUTCH AND TORQUE CONVERTER SECTION

2-1.4

TO FIND DETAIL PARTS FOR YOUR ALLISON AUTOMATIC TRANSMISSION, TURN TO
 THE GROUP LISTED OPPOSITE THE ASSEMBLY PART NUMBER OF YOUR TRANSMISSION

A/N*	MODEL	GROUP	A/N*	MODEL	GROUP
6882275	HT 740D	A	6882449	HT 740D	A
6882276	HT 750CRD	B	6882450	HT 740D	B
6882277	HT 750CRD	A	6882451	HT 740D	C
6882278	HT 750CRD	B	6882452	HT 740D	D
6882279	HT 750CRD	A	6882453	HT 740D	D
6882280	HT 750CRD	B	6882454	HT 740D	A
6882281	HT 750CRD	A	6882455	HT 750CRD	D
6882298	HT 750DRD	C	6882456	HT 750CRD	E
6882329	HT 750CRD	E	6882457	HT 750CRD	A
6882340	HT 750CRD	A	6882458	HT 750CRD	A
6882341	HT 750DRD	C	6882459	HT 750CRD	B
6882346	HT 740D	B	6882460	HT 750CRD	B
6882411	HT 740D	A	6882461	HT 750CRD	B
6882412	HT 740D	A	6882462	HT 750CRD	A
6882413	HT 740D	A	6882463	HT 750CRD	D
6882414	HT 740D	A	6882464	HT 750CRD	A
6882415	HT 740D	A	6882465	HT 750CRD	A
6882416	HT 740D	A	6882466	HT 750CRD	C
6882417	HT 740D	A	6882467	HT 750CRD	B
6882418	HT 740D	B	6882468	HT 750CRD	A
6882419	HT 740D	A	6882469	HT 750CRD	A
6882420	HT 740D	B	6882470	HT 750CRD	A
6882421	HT 740D	B	6882471	HT 750CRD	B
6882422	HT 740D	A	6882472	HT 750CRD	A
6882423	HT 740D	A	6882473	HT 750CRD	A
6882424	HT 740D	8	6882474	HT 750CRD	C
6882425	HT 740D	A	6882475	HT 750CRD	A
6882426	HT 740D	D	6882476	HT 750CRD	B
6882427	HT 740D	A	6882477	HT 750DRD	A
6882428	HT 740D	C	6882478	HT 750DRD	A
6882429	HT 740D	A	6882479	HT 750DRD	A
6882430	HT 740D	A	6882480	HT 750DRD	A
6882431	HT 740D	B	6882481	HT 750DRD	B
6882432	HT 740D	B	6882482	HT 750DRD	A
6882433	HT 740D	A	6882483	HT 750DRD	B
6882434	HT 740D	D	6882484	HT 750DRD	B
6882435	HT 740D	C	6882485	HT 750DRD	B
6882436	HT 740D	A	6882486	HT 750DRD	J
6882437	HT 740D	A	6882487	HT 750DRD	A
6882438	HT 7400	A	6882488	HT 750DRD	B
6882439	HT 740D	B	6882489	HT 750DRD	D
6882440	HT 740D	D	6882490	HT 750DRD	E
6882441	HT 740D	D	6882491	HT 750DRD	H
6882442	HT 740D	A	6882492	HT 750DRD	A
6882443	HT 740D	D	6882493	HT 750DRD	A
6882444	HT 7400	A	6882494	HT 750DRD	D
6882445	HT 740D	B	6882495	HT 750DRD	H
6882446	HT 740D	A	6882496	HT 750DRD	D
6882447	HT 740D	B	6882497	HT 750DRD	J
6882448	HT 740D	B	6882498	HT 750DRD	A

CONTINUED ON NEXT PAGE

* A/N* - ASSEMBLY NUMBER - FOUND ON YOUR TRANSMISSION NAMEPLATE

ALLISON AUTOMATIC TRANSMISSION HT 700 SERIES PARTS CATALOG 2-1.5

LOCKUP CLUTCH AND TORQUE CONVERTER SECTION

TO FIND DETAIL PARTS FOR YOUR ALLISON AUTOMATIC TRANSMISSION, TURN TO THE GROUP LISTED OPPOSITE THE ASSEMBLY PART NUMBER OF YOUR TRANSMISSION

A/N*	MODEL	GROUP	A/N*	MODEL	GROUP
6882499	HT 750DRD	A	@ @ 6883244	HT 740FS	C
6882500	HT 750DRD	B	***6883245	HT 740FS	K
6882501	HT 750DRD	A	@ @ 6883245	HT 740FS	C
6882502	HT 750DRD	A	***6883246	HT 740FS	K
6882503	HT 750DRD	A	@ @ 6883246	HT 740FS	C
6882504	HT 750DRD	C	***6883260	HT 750DRD	F
6882547	HT 750DRD	A	@ @ 6883260	HT 750DRD	C
6882568	HT 750CRD	F	6883302	HT 740D	B
6882570	HT 750DRD	B	6883315	HT 740D	A
6882571	HT 740D	D	***6883316	HT 750CRD	F
6882582	HT 750DRD	C	@ @ 6883316	HT 750CRD	A
6882585	HT 740D	G	***6883329	HT 750CRD	K
6882590	HT 740D	C	@ @ 6883329	HT 750CRD	C
6882597	HT 740D	D	6883334	HT 740FS	F
6882626	HT 740D	C	***6883452	HT 740D	F
6882647	HT 740D	D	@ @ 6883452	HT 740D	A
6882695	HT 750DRD	C	6883462	HT 740D	D
6882704	HT 740D	A	***6883463	HT 750DRD	F
6882705	HT 740D	A	@ @ 6883463	HT 750DRD	A
6882706	HT 740D	A	***6883509	HT 750DRD	F
6882726	HT 740D	F	@ @ 6883509	HT 750DRD	C
6882744	HT 740FS	C	6883510	HT 750DRD	C
6883024	HT 750DRD	B	***6883526	HT 740D	F
6883043	HT 750CRD	A	@ @ 6883526	HT 740D	A
6883073	HT 740D	A	6883535'	HT 750DRD	C
6883075	HT 740D	G	6883583	HT 740D	F
6883077	HT 750DRD	A	6883597	HT 750DRD	C
6883095	HT 740D	A	6883624	HT 750DRD	G
***6883122	HT 750CRD	K	***6883626	HT 750CRD	K
@ @ 6883122	HT 750CRD	C	@ @ 6883626	HT 750CRD	C
6883124	HT 750DRD	C	6883646	HT 750DRD	C
***6883154	HT 750DRD	F	6883652	HT 740D	D
@ @ 6883154	HT 750DRD	A	6883653	HT 750CRD	F
***6883170	HT 750DRD	F	***6883654	HT 750CRD	K
@ @ 6883170HT 750DRD		A	@ @ 6883654	HT 750CRD	C
6883188	HT 750DRD	B	***6883664	HT 750CRD	F
***6883191	HT 740D	F	@ @ 6883664	HT 750CRD	A
@ @ 6883191	HT 740D	A	***6883679	HT 740D	K
***6883222	HT 740D	F	@ @ 6883679	HT 740D	C
@ @ 6883222	HT 740D	A	6883692	HT 740D	A
6883231	HT 740D	D	***6883699	HT 750DRD	F
6883232	HT 740D	D	@ @ 6883699	HT 750DRD	A
6883233	HT 740D	C	6883700	HT 750DRD	F
6883234	HT 740D	D	6883706	HT 740FS	L
6883235	HT 740D	A	6883722	HT 740D	C
6883237	HT 740D	A	***6883793	HT 740D	F
6883240	HT 740FS	K	@ @ 6883793	HT 740D	A
***6883243	HT 740FS	K	6883806	HT 740D	A
@ @ 6883243	HT 740FS	C	***6883807	HT 750CRD	K
***6883244	HT 740FS	K	@ @ 6883807	HT 750CRD	C

CONTINUED ON NEXT PAGE

* A/N* - ASSEMBLY NUMBER - FOUND ON YOUR TRANSMISSION NAMEPLATE

***PRIOR TO S/N 16,718

@ @ STARTING WITH S/N 16,718

LOCKUP CLUTCH AND TORQUE CONVERTER SECTION

TO FIND DETAIL PARTS FOR YOUR ALLISON AUTOMATIC TRANSMISSION, TURN TO THE GROUP LISTED OPPOSITE THE ASSEMBLY PART NUMBER OF YOUR TRANSMISSION

A/N*	MODEL	GROUP	A/N.	MODEL	GROUP
6883822	HT 750DRD	C	@ @ 6884449	HT 740D	A
6883859	HT 750DRD	F	6884452	HT 750CRD	K
6883869	HT 740D	F	6884453	HT 750CRD	C
6883870	HT 740D	A	***6884454	HT 750DRD	F
6883890	HT 740D	A	@ @ 6884454	HT 750DRD	A
***6883895	HT 740D	F	6884456	HT 740D	M
@ @ 6883895	HT 740D	A	***6884458	HT 740D	F
***6883897	HT 740D	F	@ @ 6884458	HT 740D	A
@ @ 6883897	HT 740D	A	6884459	HT 750DRD	C
6883907	HT 750CRD	K	6884460	HT 750DRD	C
6883911	HT 750CRD	C	***6884475	HT 740D	F
***6883912	HT 740D	F	@ @ 6884475	HT 740D	C
@ @ 6883912	HT 740D	A	***6884476	HT 750CRD	K
***6883913	HT 7500RD	F	@ @ 6884476	HT 750CRD	C
@ @ 6883913	HT 750DRD	A	6884477	HT 750DRD	C
***6883933	HT 740D	M	6884484	HT 750DRD	D
@ @ 6883933	HT 740D	E	***6884509	HT 750DRD	F
6883934	HT 750CRD	C	@ @ 6884509	HT 750DRD	C
6883952	HT 750DRD	F	6884510	HT 750PRD	E
***6883953	HT 750DRD	F	***6884511	HT 750CRD	K
@ @ 6883953	HT 750DRD	C	@ @ 6884511	HT 750CRD	C
6883972	HT 750CRD	F	***6884512	HT 750CRD	F
6883973	HT 750CRD	K	@ @ 6884512	HT 750CRD	A
***6883975	HT 750CRD	F	6884513	HT 740D	A
@ @ 6883975	HT 750CRD	A	6884514	HT 740D	A
***6883976	HT 740FS	F	6884515	HT 740D	B
@ @ 6883976	HT 740FS	C	6884516	HT 740D	A
***6883994	HT 740D	K	6884517	HT 740D	A
@ @ 6883994	HT 740D	C	6884518	HT 740D	B
6884007	HT 750DRD	F	6884519	HT 740D	A
***6884077	HT 740D	L	6884520	HT 740D	A
@ @ 6884077	HT 740D	D	6884521	HT 740D	D
6884091	HT 750CRD	K	6884522	HT 740D	A
***6884119	HT 750CRD	F	6884523	HT 740D	A
@ @ 6884119	HT 750CRD	A	6884524	HT 740D	A
***6884123	HT 750CRD	K	6884525	HT 740D	A
@ @ 6884123	HT 750CRD	C	6884526	HT 740D	A
***6884124	HT 750CRD	F	6884527	HT 740D	A
@ @ 6884124	HT '50CRD	A	6884528	HT 740D	A
6884125	HT 750CRD	L	6884529	HT 740D	A
6884194	HT 750CRD	F	6884530	HT 740D	A
***6884195	HT 750CRD	F	6884533	HT 740FS	C
@ @ 6884195	HT 750CRO	C	6884534	HT 740FS	C
6884257	HT 750CRD	E	6884535	HT 740D	A
***6884267	HT 750CRD	L	6884536	HT 740D	F
@ @ 6884267	HT 750CRD	D	6884537	HT 740D	C
***6884268	HT 740D	F	6884538	HT 740D	A
@ @ 6884268	HT 740D	A	6884539	HT 740D	A
6884288	HT 750DRD	B	6884540	HT 740D	A
***6884449	HT 740D	F	6884541	HT 750CRD	B

CONTINUED ON NEXT PAGE

* A/N* - ASSEMBLY NUMBER - FOUND ON YOUR TRANSMISSION NAMEPLATE

***PRIOR TO S/N 16,718

OS STARTING WITH S/N 16,718

ALLISON AUTOMATIC TRANSMISSION HT 700 SERIES PARTS CATALOG 2-1.7

LOCKUP CLUTCH AND TORQUE CONVERTER SECTION

TO FIND DETAIL PARTS FOR YOUR ALLISON AUTOMATIC TRANSMISSION, TURN TO THE GROUP LISTED OPPOSITE THE ASSEMBLY PART NUMBER OF YOUR TRANSMISSION

A/N*	MODEL	GROUP	A/N*	MODEL	GROUP
6884542	HT 750CRD	B	6885237	HT 750DRD	E
6884543	HT 750CRD	A	6885238	HT 750DRD	A
6884544	HT 750CRD	C	6885240	HT 750DRD	D
6884545	HT 750CRD	C	6885241	HT 740D	K
6884546	HT 750CRD	C	6885242	HT 740D	C
6884547	HT 750CRD	C	6885243	HT 740FS	C
6884548	HT 750CRD	A	6885248	HT 750CRD	C
6884549	HT 750CRD	C	6885249	HT 750DRD	B
6884550	HT 750CRD	A	6885260	HT 750DRD	G
6884551	HT 750CRD	D	6885261	HT 740D	C
6884552	HT 750CRD	A	6885262	HT 740D	C
6884553	HT 750DRD	A	6885263	HT 750DRD	A
6884554	HT 750DRD	A	6885264	HT 750DRD	C
6884555	HT 750DRD	B	6885265	HT 750CRD	C
6884556	HT 750DRD	B	6885266	HT 750CRD	C
6884557	HT 750DRD	K	6885270	HT 750DRD	C
6884558	HT 750DRD	A	6885273	HT 754CRD	C
6884559	HT 750DRD	D	6885274	HT 750DRD	E
6884560	HT 750DRD	H	6885275	HT 740D	A
6884561	HT 750DRD	A	6885276	HT 750CRD	A
6884562	HT 750DRD	D	6885277	HT 740D	G
6884563	HT 750DRD	H	6885278	HT 740D	C
6884564	HT 750DRD	J	6885279	HT 750CRD	A
6884565	HT 750DRD	C	6885285	HT 740D	C
6884566	HT 750DRD	A	6885286	HT 740D	C
6884567	HT 750DRD	A	6885287	HT 740D	E
6884568	HT 750DRD	C	6885288	HT 740D	D
6884569	HT 750DRD	A	6885289	HT 740D	D
6884571	HT 750DRD	A	6885295	HT 750DRD	C
6884572	HT 750DRD	C	6885296	HT 750CRD	C
6884573	HT 750DRD	C	6885297	HT 750CRD	D
6884574	HT 750DRD	A	6885298	HT 740D	A
6884575	HT 750DRD	A	6885299	HT 740D	A
6884591	HT 750CRD	C	6885300	HT 740D	D
6884685	HT 740D	A	6885301	HT 740D	B
6884686	HT 750DRD	C	6885312	HT 750DRD	A
6884687	HT 750DRD	A	6885313	HT 750DRD	A
6884695	HT 750DRD	E	6885322	HT 740D	C
6884696	HT 740D	A	6885323	HT 750CRD	E
6884697	HT 750CRD	D	6885324	HT 750DRD	C
6884698	HT 740D	A	6885326	HT 740D	A
6884699	HT 740D	F	6885329	HT 740D	A
6884726	HT 750DRD	D	6885333	HT 740FS	C
6884729	HT 740D	D	6885334	HT 750DRD	E
6884796	HT 750DRD	A	6885335	HT 750DRD	D
6885200	HT 750DRD	E	6885336	HT 750DRD	D
6885201	HT 750CRD	C	6885337	HT 750DRD	C
6885208	HT 740D	C	6885338	HT 750DRD	D
6885209	HT 750DRD	A	6885344	HT 750CRD	A
6885214	HT 750DRD	A	6885345	HT 740D	A

CONTINUED ON NEXT PAGE

* A/N* - ASSEMBLY NUMBER - FOUND ON YOUR TRANSMISSION NAMEPLATE

ALLISON AUTOMATIC TRANSMISSION HT 700 SERIES PARTS CATALOG

2-1-8

LOCKUP CLUTCH AND TORQUE CONVERTER SECTION

TO FIND DETAIL PARTS FOR YOUR ALLISON AUTOMATIC TRANSMISSION, TURN TO THE GROUP LISTED OPPOSITE THE ASSEMBLY PART NUMBER OF YOUR TRANSMISSION

A/N*	MODEL	GROUP	A/N*	MODEL	GROUP
6885356	HT 740D	B	6885558	HT 740D	D
6885363	HT 740D	A	6885559	HT 740FS	C
6885367	HT 740D	A	6885560	HT 750DRD	C
6885368	HT 740D	A	6885561	HT 750DRD	A
6885369	HT 750DRD	C	6885562	HT 750DRD	E
6885371	HT 740D	D	6885563	HT 754CRD	C
6885372	HT 754CRD	C	6885564	HT 754CRD	C
6885373	HT 740D	A	6885565	HT 740D	G
6885376	HT 750DRD	D	6885566	HT 740D	D
6885377	HT 750DRD	A	6885573	HT 750CRD	C
6885379	HT 750DRD	E	6885576	HT 740D	B
6885380	HT 750DRD	C	6885577	HT 740D	D
6885381	HT 750DRD	C	6885578	HT 740D	A
6885382	HT 750DRD	A	6885579	HT 740D	A
6885383	HT 750DRD	C	6885580	HT 740D	A
6885384	HT 740D	B	6885581	HT 740FS	C
6885385	HT 740D	A	6885582	HT 740D	A
6885386	HT 740D	A	6885583	HT 740D	F
6885398	HT 750DRD	E	6885584	HT 740D	A
6885399	HT 740D	C	6885585	HT 740D	A
6885409	HT 750DRD	A	6885586	HT 740D	C
6885416	HT 750CRD	E	6885587	HT 740D	C
6885417	HT 740D	A	6885588	HT 740D	A
6885424	HT 750DRD	E	6885589	HT 740D	A
6885425	HT 750DRD	A	6885590	HT 754CRD	A
6885426	HT 754CRD	C	6885591	HT 754CRD	C
6885459	HT 754CRD	D	6885592	HT 754CRD	C
6885464	HT 750CRD	C	6885593	HT 754CRD	A
6885491	HT 740D	A	6885594	HT 754CRD	C
6885493	HT 750DRD	B	6885595	HT 754CRD	C
6885511	HT 750CRD	C	6885596	HT 754CRD	A
6885512	HT 740D	E	6885597	HT 750DRD	A
6885513	HT 740D	D	6885598	HT 750DRD	A
6885514	HT 740D	A	6885599	HT 750DRD	B
6885516	HT 754CRD	C	6885600	HT 750DRD	J
6885517	HT 754CRD	C	6885601	HT 750DRD	D
6885524	HT 740D	A	6885602	HT 750DRD	A
6885532	HT 740D	A	6885603	HT 750DRD	D
6885537	HT 740D	C	6885604	HT 750DRD	J
6885542	HT 754CRD	C	6885605	HT 750DRD	A
6885543	HT 740D	D	6885606	HT 750DRD	C
6885544	HT 740D	A	6885607	HT 750DRD	A
6885545	HT 740D	A	6885608	HT 750DRD	C
6885551	HT 740D	A	6885609	HT 750DRD	C
6885552	HT 740D	A	6885610	HT 750DRD	E
6885553	HT 740D	A	6885611	HT 750DRD	A
6885554	HT 740D	A	6885612	HT 750DRD	D
6885555	HT 740D	A	6885613	HT 750DRD	D
6885556	HT 740D	A	6885614	HT 750DRD	E
6885557	HT 740D	E	6885615	HT 750DRD	C

CONTINUED ON NEXT PAGE

* A/N* - ASSEMBLY NUMBER - FOUND ON YOUR TRANSMISSION NAMEPLATE

LOCKUP CLUTCH AND TORQUE CONVERTER SECTION

TO FIND DETAIL PARTS FOR YOUR ALLISON AUTOMATIC TRANSMISSION, TURN TO
THE GROUP LISTED OPPOSITE THE ASSEMBLY PART NUMBER OF YOUR TRANSMISSION

A/N*	MODEL	GROUP	A/N*	MODEL	GROUP
6885616	HT 7400	F	23010887	HT 754CRD	C
6885617	HT 740D	F	23010888	HT 750DRD	C
6885648	HT 750DRD	E	23010889	HT 754CRD	C
6885649	HT 740D	C	23010891	HI 7400	A
6885650	HT 754CRD	C	23010892	HT 740D	A
6885652	HT 750DRD	A	23010898	HT 750DRD	H
6885681	HT 740D	A	23010899	HT 750DRD	H
6885682	HT 750CRD	E	23010901	HT 7400	D
23010727	HT 740D	A	23010902	HT 7400	A
23010728	HT 750DRD	C	23010905	HT 750DRD	A
23010777	HT 750CRD	D	23010906	HT 750DRD	A
23010781	HT 750DRD	C	23010918	HT 740D	D
23010783	HT 750CRD	D	23010919	HT 740D	D
23010786	HT 750CRD	D	23010920	HT 740D	A
23010788	HT 740D	C	23010921	HT 750CRD	A
23010789	HT 750DRD	E	23010922	HT 754CRD	C
23010790	HT 750CRD	B	23010923	HT 750DRD	A
23010791	HT 740D	A	23010935	HI' 750DRD	E
23010798	HT 750CRD	G	23010936	Hi 740D	C
23010801	HT 750DRD	A	23010937	HT 754CRD	A
23010802	HT 740D	C	23010938	HT 754CRD	C
23010803	HT 750DRD DB	E	23010939	HT 754CRD	E
23010813	HT 7400	A	23010940	HT 754CRD	E
23010832	HT 750DRD DB	D	23010958	HT 750DRD	D
23010833	HT 750DRD DB	D	23010963	HT 740D	C
23010835	HT 740D	A	23010965	HT 750DRD	C
23010837	HT 754CRD	C	23010966	HT 750DRD	C
23010842	HT 750DRD DB	G	23010967	HT 750DRD	J
23010844	HT 740D	C	23010968	HT 750DRD	N
23010845	HT 740D	A	23010969	HT 7400	C
23010846	HT 750DRD	C	23010975	HT 7400D	A
23010863	HT 7400	C	23010976	HT 750DRD	A
23010864	HI 754CRD	E	23010977	HT 750DRD	F
23010865	HT 750DRD DB	E	23010989	HT 7400	A
23010867	HT 750DRD	D	23011306	HT 750DRD	C
23010870	HT 750DRD	G	23011309	HT 750DRD	C
23010873	HI 7400D	A	23011334	HI 754CRD	C
23010874	HT 740FS	A	23011335	HT 750DRD	
23010875	HT 7400	D	23011338	HT 7400D	A
23010876	HT 7400D	A	23011341	HT 750DRD	C
23010877	HT 754CRD	A	23011343	HT 7400	F
23010878	HT 754CRD	C	23011349	HT 7400	B
23010879	HT 7500RD	C	23011389	HT 754CRD	A
23010880	HT 750DRD	C	23011391	HT 7400	A
23010881	HI 740D	C	23011394	HT 750DRD	C
23010882	HT 740D	A	23011396	HT 750DRI	D
23010883	HT 754CRD	B	23011405	HI 750DRD	C
23010884	HT 754CRD	C	23011407	HT 740D	C
23010885	HT 750DRD	A	23011412	HT 750DRD	A
23010886	HT 750DRD	D	23011413	HT 740D	D

CONTINUED ON NEXT PAGE

* A/N* - ASSEMBLY NUMBER - FOUND ON YOUR TRANSMISSION NAMEPLATE

LOCKUP CLUTCH AND TORQUE CONVERTER SECTION

TO FIND DETAIL PARTS FOR YOUR ALLISON AUTOMATIC TRANSMISSION, TURN TO
THE GROUP LISTED OPPOSITE THE ASSEMBLY PART NUMBER OF YOUR TRANSMISSION

A/N*	MODEL	GROUP	A/N*	MODEL	GROUP
23011427	HT 750DRD	D	23012193	HT 754CRD	C
23011428	HT 750DRD	H	23012200	HT 754CRD	C
23011430	HT 754CRD	P	23012214	HT 740D	A
23011432	HT 754CRD	B	23012215	HT 740D	E
23011434	HT 750DRD	E	23012220	HT 754CRD	B
23011435	HT 750DRO	B	23012246	HT 750DRD	C
23011438	HT 750DRD	E	23012256	HT 750DRD DB	C
23011447	HT 750DRD	A	23012259	HT 750DRD	A
23011459	HT 754CRD	E	23012315	HT 754CRD	C
23011469	HT 740D	D	23012316	HT 754CRD	E
23011495	HT 740D	A	23012321	HT 740D	C
23011506	HT 754CRD	A	23012322	HT 740D	E
23011508	HT 754CRD	C	23012326	HT 7470D	A
23011509	HT 750DRD	A	23012327	HT 740D	A
23011510	HT 750DRD	C	23012363	HT 750DRD	H
23011519	HT 740D	C	23012364	HT 750DRD	C
23011532	HT 754CRD	E	23012381	HT 754CRD	A
23011544	HT 740D	A	23012419	HT 740D	O
23011556	HT 740D	E	23012420	HT 740D	E
23011557	HT 7400D	C	23012421	HT 750DRD	B
23011566	HT 750DRD	H	23012422	HT 740D	A
23011567	HT 750DRD DB	B	23012427	HT 750DRD	P
23011569	HT 754CRD	D	23012436	HT 740D	B
23011573	HT 754CRD	Q	23012449	HT 740D	A
23011587	HT 754CRD	D	23012450	HT 750DRO	J
23011588	HT 750DRD	A	23012471	HT 747D	C
23011589	HT 750DRD	A	23012474	HT 740D	E
23011591	HT 740D	G	23012475	HT 747D	A
23011592	HT 754CRD	C	23012476	HT 7400	A
23011850	HT 750DRD	C	23012503	HT 754CRD	A
23011852	HT 740D	F	23012504	HT 750DRD	B
23012022	HT 750DRD DB	D	23012505	HT 740D	C
23012050	HT 750DRD DB	E	23012589	HT 750DRD	B
23012053	HT 740D	B	23012590	HT 750DRD	A
23012069	HT 754CRD	A	23012591	HT 740D	F
23012087	HT 754CRD	E	23012594	HT 7400	C
23012088	HT 740D	A	23012595	HT 750DRD DB	C
23012095	HT 750DRD	D	23012649	HT 740D	A
23012096	HT 750DRD DB	E	23012684	HT 750DRD	C
23012097	H' 750DRD DR	D	23012690	HT 754CRD	C
23012098	HT 750DRD DB	G	23012691	HT 740D	E
23012099	HT 750DRD DR	E	23012698	HT 750DRD	A
23012110	HT 750DRD	D	23012699	HT 750DRD	A
23012114	HT 740D	A	23012700	HT 750DRD	C
23012135	HT 740D	A	23012703	HT 740D	C
23012139	HT 750DRD	C	23012704	HT 740D0	
23012140	HT 740D	C	23012745	HT 750DRD	Q
23012141	HT 754CRD	C	23012756	HT 7400D	P
23012171	HT 754CRD	D	23012757	HT 754CRD	A
23012172	HT 754CRD	P	23012767	HT 740D	E

CONTINUED ON NEXT PAGE

* A/N* - ASSEMBLY NUMBER - FOUND ON YOUR TRANSMISSION NAMEPLATE

LOCKUP CLUTCH AND TORQUE CONVERTER SECTION

TO FIND DETAIL PARTS FOR YOUR ALLISON AUTOMATIC TRANSMISSION, TURN TO
THE GROUP LISTED OPPOSITE THE ASSEMBLY PART NUMBER OF YOUR TRANSMISSION

A/N*	MODEL	GROUP	A/N*	MODEL	GROUP
23012768	HT 754CRD	Q	23015009	HT 754CRD	C
23012770	HT 7400	Q	23015010	HT 7500RD	C
23014331	HT 7400	A	23015028	HT 754CRD	P
23014332	HT 7470	S	23015032	HT 750DRD	G
23014333	HT 750DRD	P	23015058	HT 747D	B
23014334	HT 754CRD	P	23015066	HT 754CRD	P
23014344	HT 750DRD	D	23015074	HT 7470	A
23014345	HT 754CR0	A	23015104	HT 747D	A
23014424	HT 750DRDDB	B	23015137	HT 750DRD	P
23014435	HT 7400D	C	23015142	HT 740D	G
23014436	HT 754CRD	P	23015152	HT 740D	E
23014445	HT 750DRD	E	23015153	HT 750DRD	F
23014463	HT 750DRD	R	23015177	HT 7470	A
23014475	HT 754CRD	A	23015199	HT 750DRD DB	C
23014476	HT 754CRD	P	23015206	HT 750DRD	Q
23014477	HT 7400	C	23015214	HT 7400	C
23014478	HT 7400	C	23015215	HT 750DRD	A
23014492	HT 754CRD	P	23015216	HT 754CRD	C
23014498	HT 7400	C	23015222	HT 754CRD	A
23014499	HT 750DRD	C	23015248	HT 750DRD	D
23014500	HT 754CRD	P	23015251	HT 750DRD	Q
23014502	HT 750DRD	P	23019050	HT 7400D	P
23014505	HT 750DRD	C	23019052	HT 7470	C
23014508	HT 7500RD	D	23019057	HT 754CRD	B
23014526	HT 7500DRD	C	23019099	HT 7500RD	Q
23014529	HT 7400D	C	23019100	HT 750DRD	T
23014530	HT 750DRD	C	23019101	HT 754CRD	Q
23014539	HT 7400D	M	23019107	HT 750DRD	Q
23014541	HT 7500RD	P	23019149	HT 750DRD	A
23014545	HT 754CRD	C	23019168	HT 750DRD	P
23014553	HT 7400	A	23019174	HT 7400D	A
23014555	HT 7400D	C	23019175	HT 740D	A
23014587	HT 754CRD	D	23019176	HT 740D	A
23014588	HT 754CRD	D	23019177	HT 740D	A
23014643	HT 754CRD	A	23019178	HT 740D	C
23014645	H1 7400D	C	23019179	HT 740D	A
23014654	HT 750DRD	P	23019180	HT 7400D	A
23014658	HT 7400D	D	23019181	HT 7470	A
23014661	HT 750DRD	P	23019182	HT 7470	C
23014670	HT 750DRD	A	23019183	HT 7470	A
23014684	HT 754CRD	E	23019184	HT 7470	B
23014691	HT 754CRD	K	23019185	HT 747D	A
23014700	HT 754CRD	P	23019186	HT 7400	F
23014913	HT 7500DRD	P	23019187	HT 7470	A
23014929	HT 750DRD	C	23019199	HT 7400D	B
23014937	HT 7470	C	23019202	HT 754CRD	C
23014941	HT 747D	A	23019203	HT 7500DRD	U
23014964	HT 7470	C	23019204	HT 7400	U
23014983	HT 754CRD	C	23019252	HT 7400	E
23014990	HT 754CRD	P	23019255	HT 7400	C

CONTINUED ON NEXT PAGE

* A/N* - ASSEMBLY NUMBER - FOUND ON YOUR TRANSMISSION NAMEPLATE

LOCKUP CLUTCH AND TORQUE CONVERTER SECTION

TO FIND DETAIL PARTS FOR YOUR ALLISON AUTOMATIC TRANSMISSION, TURN TO
THE GROUP LISTED OPPOSITE THE ASSEMBLY PART NUMBER OF YOUR TRANSMISSION

A/N*	MODEL	GROUP	A/N*	MODEL	GROUP
23019256	HT 740D	A	23019947	HT 754CRD	T
23019257	HT 7400	C	23019948	HT 754CRD	P
23019258	HT 740D	C	23019949	HT 740D	A
23019259	HT 7400D	A	23019989	HT 747D	A
23019260	HT 7400	C	23019990	HT 747D	A
23019261	HT 7400D	C	23040190	HT 750DRD	P
23019262	HT 7400D	C	23040209	HT 747D	A
23019263	HT 740D	E	23040217	HT 750DRD DB	E
23019264	HT 740D	D	23040241	H1 740D	C
23019265	HT 740D	B	23040285	HT 7400	D
23019266	HT 7400D	C	23040292	HT 754CRD	U
23019267	HT 7400	C	23040420	HT 740D	T
23019268	HT 7400D	E	23040430	HT 747D	C
23019269	HT 7400	C	23040433	HT 740D	D
23019270	HT 7400	E	23040436	HT 754CRD	P
23019271	HT 7400D	D	23040440	HT 754CRD	P
23019272	HT 7400D	A	23040452	HT 7400D	F
23019273	HT 7400	A	23040480	HT 754CRD	F
23019274	HT 7400	A	23040550	HT 750DRD	C
23019275	HT 7400	C	23040634	HT 750DRD	W
23019276	HT 7400	C	23040635	HT 7400D	A
23019277	HT 740FS	C	23040636	HT 7400D	F
23019278	HT 7400D	A	23040638	HT 7400D	A
23019279	HT 7400D	A	23040652	HT 7400	B
23019313	HT 740FS	C	23040659	HT 750DRD	A
23019314	HT 7400	P	23040665	HT 750DRD	A
23019330	HT 7500DRD	P	23040672	HT 750DRD	P
23019338	HT 750DRD	E	23040673	HT 740D	P
23019344	HT 7470	A	23040682	HT 754CRD	P
23019350	HT 7470	A	23040701	HT 754CRD	P
23019605	HT 7400D	E	23040718	HT 750DRD	A
23019646	HT 754CRD	F	23040721	HT 747D	A
23019647	HT 7400	E	23040722	HT 7470	B
23019658	HT 7400	L	23040727	HT 754CRD	D
23019696	HT 754CRD	A	23040755	HT 754CRD	A
23019697	HT 754CRD	C	23040756	HT 754CRD	P
23019698	HT 754CRD	P	23040767	HT 754CRD	P
23019760	HT 7400	V	23040791	HT 7400	E
23019761	HT 740D	W	23040792	HT 7470	A
23019762	HT 7400D	V	23040797	HT 7470	B
23019803	HT 7400	T	23040798	HT 747D	A
23019811	HT 750DRD	P	23040804	HT 7400D	P
23019812	HT 750DRD	Q	23040805	HT 7400D	Q
23019823	HT 7400D	C	23040821	HT 750DRD	D
23019824	HT 7400	C	23040822	HT 7400D	P
23019825	HT 7470	A	23040823	HT 7400	D
23019842	HT 747D	B	23040836	HT 750DRD	E
23019843	HT 747D	A	23040840	HT 740P	A
23019849	HT 754CRD	P	23040899	HT 740D	A
23019928	HT 754CRD	A	23040900	HT 7400	C

CONTINUED ON NEXT PAGE

* A/N* - ASSEMBLY NUMBER - FOUND ON YOUR TRANSMISSION NAMEPLATE

ALLISON AUTOMATIC TRANSMISSION HT700 SERIES PARTS CATALOG

2-1.13

LOCKUP CLUTCH AND TORQUE CONVERTER SECTION

TO FIND DETAIL PARTS FOR YOUR ALLISON AUTOMATIC TRANSMISSION, TURN TO
THE GROUP LISTED OPPOSITE THE ASSEMBLY PART NUMBER OF YOUR TRANSMISSION

A/N*	MODEL	GROUP	A/N*	MODEL	GROUP
23040901	HT 740D	F	23040978	HT 750DRD	X
23040902	HT 740D	A	23041021	HT 740D	F
23040928	HT 754CRD	P	23041024	HT 750DRD	C
23040931	HT 740D	F			

* A/N* - ASSEMBLY NUMBER - FOUND ON YOUR TRANSMISSION NAMEPLATE

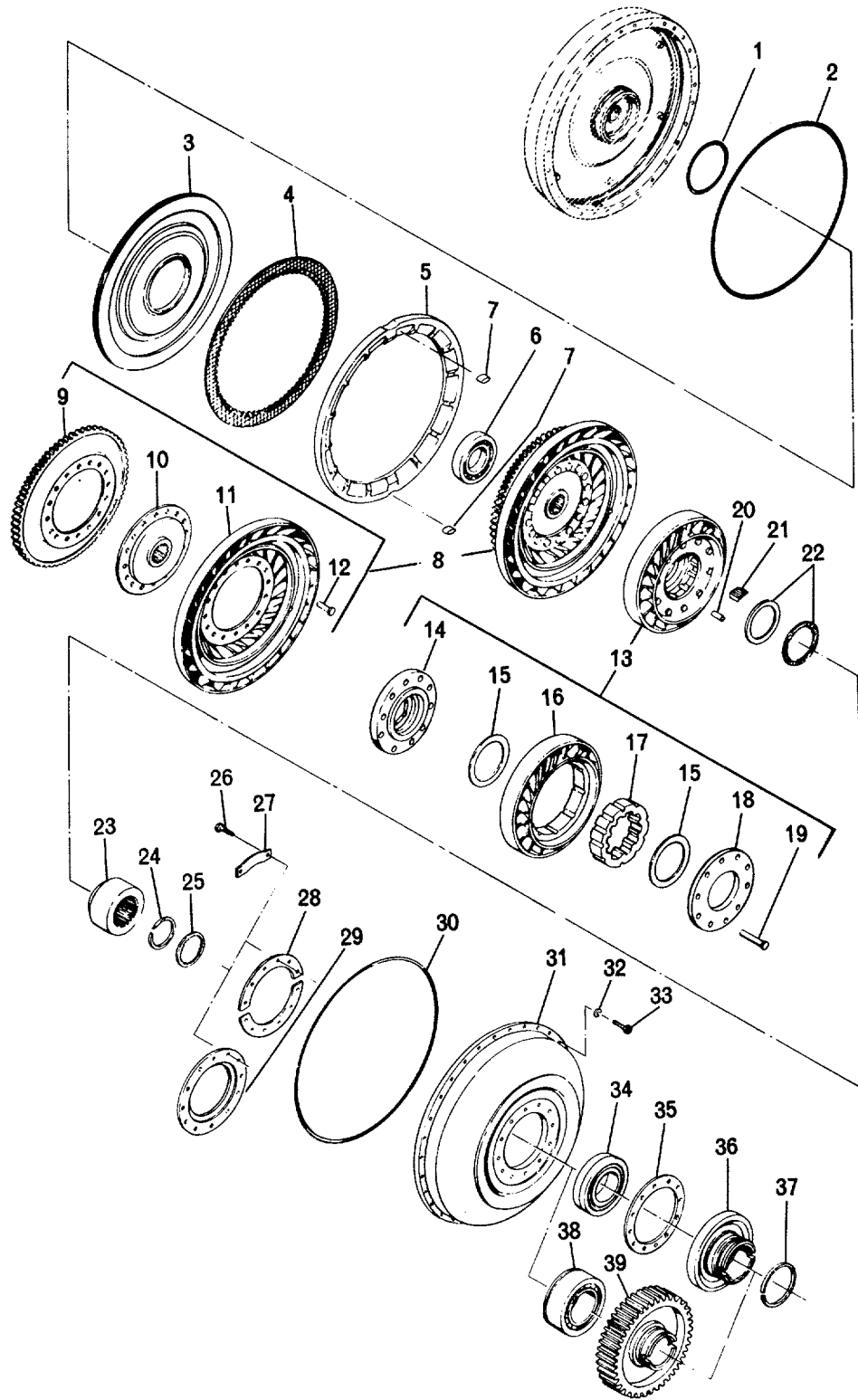


FIG. 2 LOCKUP CLUTCH AND TORQUE CONVERTER

GROUP A

REF NO	LOCKUP CLUTCH AND TORQUE CONVERTER, FIGURE 2 NOMENCLATURE	PART NO	REQ	RECOMMENDED SPARES FOR UNITS		
				1-25	26-50	51-200
1	RING, SEAL.....	6770492	1	3	6	18
2	RING, SEAL.....	6758740	1	3	6	18
3	PISTON, LOCKUP CLUTCH .	23011093	1	2	4	10
4	PLATE, LOCKUP CLUTCH, INTERNAL SPLINED.....	6833972	1	3	6	18
5	PLATE, BACKING.....	23010300	1	1	2	6
6	BEARING, SINGLE ROW BALL.....	903211	1	3	6	15
7	KEY, BACKING PLATE LOCK.....	6772552	1	2	4	10
8	TURBINE ASSY, TORQUE CONVERTER.....	6883524	1	2	4	10
9	HUB, TURBINE.....	6770476	1	1	2	3
10	HUB, TURBINE.....	6837034	1	1	2	3
11	TURBINE, TORQUE CONVERTER.....	6779930	1	1	2	3
12	RIVET.....	104268	16	16	32	48
13	SIAIOR ASSY, IORQUE CONVERTER, 495 SERIES.....	6837167	1	2	4	10
14	WASHER, THRUST, STATOR.....	6772295	1	2	4	10
15	WASHER, CAM.....	6771017	2	4	8	16
16	STATOR, TORQUE CONVERTER.....	23010205 *	1			
17	CAM, STATOR.....	6771496	1	1		
18	WASHER, FREEWHEEL SIDE.....	6772294	1	2	4	10
19	RIVET, FLAT HEAD.....	6771018	10	10	20	30
20	ROLLER, STATOR FREEWHEEL.....	6837976	10	30	60	180
21	SPRING, STATOR FREEWHEEL ROLLER.....	23018535	10	30	60	180
22	KIT, BEARING ASSY. CONSISTS OF 1-9417722 RACE.....	6839820	1	3	6	15
	AND 1 -457118 BEARING ASSY					
23	RACE, STATOR FREEWHEEL ROLLER.....	6772293	1	3	6	15
24	RING, SNAP, EXTERNAL.....	6758779	1	3	6	15
25	SPACER, CONVERTER PUMP.....	6771851	1	1	2	6
26	BOLT, HX HD, 3/8-24 X I 1/4.....	181370	12	36	72	186
27	STRIP, LOCKING.....	6880899	6	18	36	108
28	RETAINER, BEARING, USED WITH 9438064 BEARING ONLY.....	6771070	2	2	4	8
29	RETAINER, BEARING, MUST BE USED WITH 6752471.....	6880436	1			
	BEARING AND MAY BE USED WI1H 9438064 BEARING					
30	RING, SEAL.....	6880389	1	3	6	18
31	PUMP ASSY, TORQUE CONVERIER.....	23010620	1	1	2	6
32	WASHER, SPECIAL.....	6769636	30	60	120	360
33	BOLT, HX HD, 3/8-24 x I 1/4.....	9409037	30	60	120	360
34	BEARING, SINGLE ROW BALL, WHEN REPLACING 1-908196.....	9438064	1	3	6	15
	BEARING WITH 1-9438064 BEARING ALSO REPLACE 1-6771366 GASKET WITH 1-6880901 GASKET AND 6-6756570 LOCK STRIPS WITH 6-6880899 LOCK STRIPS. WHEN REPLACING 1-6752471 BEARING WITH 1-9438064 BEARING ALSO REPLACE I 6880436 RETAINER WITH 2-6771070 RETAINER (HALVES).DO NOT USE 6771070 REIAINERS WITH 6752471 BEARINGS.					
35	GASKET, CONVERTER PUMP HUB, WHEN REPLACING.....	6880901	1	3	6	15
	6771366 GASKET WITH 6880901 GASKET ALSO REPLACE 1-908196 BEARING WITH 1-9438064 BEARING AND 6-6756570 LOCK STRIPS WITH 6 6880899 LOCK STRIPS.					
36	HUB, CONVERTER PUMP.....	6834741	1	1	2	4
37	KIT, SEAL RING, BUTT JOINT, CONSISTS OF.....	23014631	1	3	6	15
	1-23013935 SEAL RING					
38-39	NOT USED IN THIS GROUP					

*SERVICED AS AN ASSY - NOT AS A DETAIL PART

GROUP B
 LOCKUP CLUTCH AND TORQUE CONVERTER, FIGURE 2
 SAME AS GROUP A, EXCEPT FOR PARTS LISTED BELOW

REF NO	NOMENCLATURE	PART NO	REQ	RECOMMENDED SPARES FOR UNITS		
				1-25	26-50	51 -200
13	STAIOR ASSY, TORQUE CONVERTER, 470 SERIES	6772462	1	2	4	10
16	STAIOR, TORQUE CONVERTER	6837258 *	1			
31	PUMP ASSY, TORQUE CONVERTER	2301(021	1	1	2	6

GROUP C

LOCKUP CLUTCH AND TORQUE CONVERTER, FIGURE 2

SAME AS GROUP A, EXCEPT FOR PARTS LISTED BFLOW

13	STATOR ASSY, TORQUE CONVERTER, 499 SERIES	6838360	1	2	4	10
16	STAIOR, TORQUE CONVERTER	6837233	1	1		

GROUP D

LOCKUP CLUTCH AND TORQUE CONVERTER, FIGURE 2

SAME AS GROUP A, EXCEPT FOR PARTS LISTED BELOW

34-36	NOT USED IN THIS GROUP					
38	BEARING, DOUBLE ROW BALL	907239	1	3	6	15
39	GEAR, PTO DRIVE, 6837640 PTO GEAR CAN BE USED WITH 6834749 OR 6838843 OIL PUMP ASSEMBLIES BY REMOVING 6880819 SEAL FROM PUMP ASSEMBLIES. 6837640 PTO GEAR CAN BE USED WITH 6834740 OR 6837946 OIL PUMP ASSEMBLIES AS IS.	6881073	1	1	2	4

GROUP E

LOCKUP CLUTCH AND TORQUE CONVERTER, FIGURE 2

SAME AS GROUP A, EXCEPT FOR PARTS LISTED BELOW

13	STATOR ASSY, TORQUE CONVERTER, 499 SERIES	6838360	1	2	4	10
16	STATOR, TORQUE CONVERTER.....	6837233	1*	1		
34--56	INTO USED IN THIS GROUP					
38	BEARING, DOUBLE ROW BALL	907259	1	5	6	11
39	GEAR, PTO DRIVE, 6837640 PTO GEAR CAN BE UISFD . WI1H 6834749 OR 6838843 OIL PUMP ASSEMBIIFS BY REMOVING 6880819 SEAL FROM PUMP ASSEMBLIES. 6837640 PTO GEAR CAN BE USED WITH 6834740 OR 6837946 OIL PUMP ASSEMBLIES AS IS.	6881073	1	1	2	4

GROUP F

LOCKUP CLUTCH AND TORQUE CONVERTER, FIGURE 2

SAME AS GROUP A, EXCEPT FOR PARTS LISTED BELOW

13	STATOR ASSY, TORQUE CONVERTER, 497 SERIES	23011393	1	2	4	10
16	STATOR, TORQUE CONVERTER	23011392 *	1			

*SERVICED AS AN ASSY - NOT AS A DETAIL PART

GROUP G

LOCKUP CLUTCH AND TORQUE CONVERTER, FIGURE 2

SAME AS GROUP A, EXCEPT FOR PARTS LISTED BELOW

REF NO	NOMENCLATURE	PART NO	REQ	RECOMMENDED SPARES FOR UNITS		
				1-50	51-100	101-500
13	STATOR ASSY, TORQUE CONVERTER, 470 SERIES	6772462	1	2	4	10
16	STATOR, TORQUE CONVERTER	6837258 *	1			
31	PUMP ASSY, TORQUE CONVERTER	23010621	1	1	2	6
34-36	NOT USED IN THIS GROUP					
38	BEARING, DOUBLE ROW BALL	907239	1	3	6	15
39	GEAR, PTO DRIVE, 6837640 PTO GEAR CAN BE USED WITH 6834749 OR 6838843 OIL PUMP ASSEMBLIES BY REMOVING 6880819 SEAL FROM PUMP ASSEMBLIES. 6837640 PTO GEAR CAN BE USED WITH 6834740 OR 6837946 OIL PUMP ASSEMBLIES AS IS.	6881013	1	1	2	4

GROUP H

LOCKUP CLUTCH AND TORQUE CONVERTER, FIGURE 2

SAME AS GROUP A, EXCEPT FOR PARTS LISTED BELOW

1-4	NOT USED IN THIS GROUP					
34-36	NOT USED IN THIS GROUP					
38	BEARING, DOUBLE ROW BALL	907239	1	3	6	15
39	GEAR, PTO DRIVE, 6837640 PTO GEAR CAN BE USED WITH 6834749 OR 6838843 OIL PUMP ASSEMBLIES BY REMOVING 6880819 SEAL FROM PUMP ASSEMBLIES. 6837640 PTO GEAR CAN BE USED WITH 6834740 OR 6837946 OIL PUMP ASSEMBLIES AS IS.	6881073	1	2	4	10

GROUP J

LOCKUP CLUTCH AND TORQUE CONVERTER, FIGURE 2

SAME AS GROUP A, EXCEPT FOR PARTS LISTED BELOW

1-4 NOT USED IN THIS GROUP

GROUP K

LOCKUP CLUTCH AND TORQUE CONVERTER, FIGURE 2

SAME AS GROUP A, EXCEPT FOR PARTS LISTED BELOW

13	STATOR ASSY, TORQUE CONVERTER, 498 SERIES	6881898	1	2	4	10
16	STATOR, TORQUE CONVERTER	6881897	1	1		

GROUP L

LOCKUP CLUTCH AND TORQUE CONVERTER, FIGURE 2

SAME AS GROUP A, EXCEPT FOR PARTS LISTED BELOW

13	STATOR ASSY, TORQUE CONVERTER, 497 SERIES	23011393	1	2	4	10
16	STATOR, TORQUE CONVERTER	23011392	1	1		
34-36	NOT USED IN THIS GROUP					
38	BEARING, DOUBLE ROW BALL	907239	1	3	6	15
39	GEAR, PTO DRIVE	68810/3	1	2	4	10

*SERVICED AS AN ASSY - NOT AS A DETAIL PART

GROUP M

LOCKUP CLUTCH AND TORQUE CONVERTER, FIGURE 2

SAME AS GROUP A, EXCEPT FOR PARTS LISTED BELOW

REF NO	NOMENCLATURE	PART NO	REQ	RECOMMENDED SPARES FOR UNITS		
				1-25	26-50	51-200
13	STATOR ASSY, TORQUE CONVERTER, 498 SERIES	6881898	1	2	4	10
16	STATOR, TORQUE CONVERTER	6881897*	1			
34-36	NOT USED IN THIS GROUP					
38	BEARING, DOUBLE ROW BALL.....	907239	1	3	6	15
39	GEAR, PTO DRIVE	6881013*	1	1	2	4

GROUP I.

LOCKUP CLUTCH AND TORQUE CONVERTER, FIGURE 2

SAME AS GROUP A, EXCEPT FOR PARTS LISTED BFIOW

1-4	NOT USED IN THIS GROUP					
13	STATOR ASSY, TORQUE CONVERTER, 499 SERIES	6838360	1	2	4	10
16	STATOR, TORQUE CONVERTER	6837233	1			

GROUP P

LOCKUP CLUTCH AND TORQUE CONVERTER, FIGURE 2

SAME AS GROUP A, EXCEPT FOR PARTS LISTED BFLOW

13	SIATOR ASSY, TORQUE CONVERTER, 496 SERIES	6838360	1	2	4	10
16	STATOR, TORQUE CONVERTER	683/255 *	1			
31	PUMP ASSY, TORQUE CONVERTER	6884445	1	1	2	6

GROUP Q

LOCKUP CLUTCH AND TORQUE CONVERTER, FIGURE 2

SAME AS GROUP A, EXCEPT FOR PARTS LISTED RFLOW

13	STATOR ASSY, TORQUE CONVERTER, 496 SERIES	6838360	1	2	4	10
16	STATOR, TORQUE CONVERTER	6837233	1			
31	PUMP ASSY, TORQUE CONVERTER	6884445	1	1	2	6
34-36	NOT USED IN THIS GROUP					
38	BEARING, DOUBI.E ROW BALL.....	907239	1	3	6	15
39	GEAR, PTO DRIVE	6881073	1	1	2	4

GROUP R

LOCKUP CLUTCH AND TORQUE CONVERTER, FIGURE 2

SAME AS GROUP A, EXCEPT FOR PARTS LISTED BFI_OW

1 4	NOT USED IN THIS GROUP					
13	SIATOR ASSY, TORQUE CONVERTER, 496 SERIES	6838360	1	2	4	10
16	SIAIOR, TORQUE CONVERTER	683/253*	1			
31	PUMP ASSY, TORQUE CONVERTER	68844451	1	1	2	6

* SERVICED AS AN ASSY - NOT AS A DETAIL PART

GROUP S

LOCKUP CLUTCH AND TORQUE CONVERTER, FIGURE 2

SAME AS GROUP A, EXCEPT FOR PARTS LISTED BELOW

REF NO	NOMENCLATURE	PART NO	REQ	RECOMMENDED SPARES FOR UNITS		
				1-25	26-50	51-200
13	STATOR ASSY, TORQUE CONVERTER, 490 SERIES	6772462	1	2	4	10
16	STATOR	6837258	1*			

GROUP T

LOCKUP CLUTCH AND TORQUE CONVERTER, FIGURE 2

SAME AS GROUP A, EXCEPT FOR PARTS LISTED BELOW

4	PLATE, LOCKUP CLUTCH, INTERNAL SPLINED	23010437	1	3	6	18
5	PLATE, BACKING	23016957	1	1	2	6
7	KEY, BACKING PLATE LOCK	6772552	2	2	4	10

GROUP U

LOCKUP CLUTCH AND TORQUE CONVERTER, FIGURE 2

SAME AS GROUP A, EXCEPT FOR PARTS LISTED BELOW

4	PLATE, LOCKUP CLUTCH, INTERNAL SPLINED	23010437	1	3	6	18
5	PLATE, BACKING	23016957	1	1	2	6
7	KEY, BACKING PLATE LOCK	6772552	2	2	4	10
13	STATOR ASSY, TORQUE CONVERTER, 497 SERIES	23011393	1	2	4	10
16	STATOR, TORQUE CONVERTER	23011392	1			

GROUP V

LOCKUP CLUTCH AND TORQUE CONVERTER, FIGURE 2

SAME AS GROUP A, EXCEPT FOR PARTS LISTED BELOW

4	PLATE, LOCKUP CLUTCH, INTERNAL SPLINED	23010437	1	3	6	18
5	PLATE, BACKING	23016957	1	1	2	6
7	KEY, BACKING PLATE LOCK	6772552	2	2	4	10
13	STATOR ASSY, TORQUE CONVERTER, 499 SERIES	6838360	1	2	4	10
16	STATOR, TORQUE CONVERTER	6837233	* 1			

GROUP W

LOCKUP CLUTCH AND TORQUE CONVERTER, FIGURE 2

SAME AS GROUP A, EXCEPT FOR PARTS LISTED BELOW

4	PLATE, LOCKUP CLUTCH, INTERNAL SPLINED	23010437	1	3	6	18
5	PLATE, BACKING	23016957	1	1	2	6
7	KEY, BACKING PLATE LOCK	6772552	2	2	4	10
13	STATOR ASSY, TORQUE CONVERTER, 499 SERIES	6838360	1	2	4	10
16	STATOR, TORQUE CONVERTER	6837233	* 1			
34-36	NOT USED IN THIS GROUP					
38	BEARING, DOUBLE ROW BALL	907239	1	3	6	15
39	GEAR, PTO DRIVE	6881073	1	1	2	4

* SERVICED AS AN ASSY - NOT AS A DETAIL PART

GROUP X

LOCKUP CLUTCH AND TORQUE CONVERTER, FIGURE 2

SAME AS GROUP A, EXCEPT FOR PARTS LISTED BELOW

REF NO	NOMENCLATURE	PART NO	REQ	RECOMMENDED SPARES FOR UNITS		
				1-25	26-50	51-200
4	PLATE, LOCKUP CLUTCH, INTERNAL SPLINED	23010437	1	3	6	18
5	PLATE, BACKING	23016957	1	1	2	6
13	STATOR ASSY, TORQUE CONVERTER, 497 SERIES.....	23011393	1	2	4	10
16	STATOR, TORQUE CONVERTER	23011392 *	1			

* SERVICED AS AN ASSY - NOT AS A DETAIL PART

ALLISON AUTOMATIC TRANSMISSION HT 700 SERIES PARTS CATALOG
POWER TAKEOFF SECTION

3-1.1

TO FIND DETAIL PARTS FOR YOUR ALLISON AUTOMATIC TRANSMISSION, TURN TO
THE GROUP LISTED OPPOSITE THE ASSEMBLY PART NUMBER OF YOUR TRANSMISSION

A/N*	MODEL	GROUP	A/N*	MODEL	GROUP
6880284	HT 750CRD	A	6882585	HT 740D	A
6880285	HT 750DRD	A	6882597	HT 740D	A
6880364	HT 750DRD	A	6882647	HT 740D	A
6880393	HT 750DRD	A	6883075	HT 740D	A
6881054	HT 740D	A	6883231	HT 740D	A
6881055	HT 740D	A	6883232	HT 740D	A
6881340	HT 750DRD	A	6883234	HT 740D	A
6881341	HT 750DRD	A	6883462	HT 740D	A
6881342	HT 750DRD	A	6883624	HT 750DRD	A
6881343	HT 750DRD	A	6883652	HT 740D	A
6881349	HT 740D	A	6883706	HT 740FS	A
6881350	HT 740D	A	6883933	HT 740D	A
** 6881350B	HT 740D	A	6884077	HT 740D	A
6881430	HT 740D	A	6884125	HT 750CRD	A
6881431	HT 740D	A	6884257	HT 750DRD	A
6881449	HT 750CRD	A	6884267	HT 750CRD	A
6881532	HT 750DRD	A	6884456	HT 740D	A
6881711	HT 740D	A	6884484	HT 750DRD	A
6881880	HT 750DRD	A	6884510	HT 750DRD	A
6881957	HT 740D	A	6884521	HT 740D	A
6882088	HT 740D	A	6884551	HT 750CRD	A
** 68820888	HT 740D	A	6884559	HT 750DRD	A
6882089	HT 740D	A	6884560	HT 750DRD	A
** 6882089B	HT 740D	A	6884562	HT 750DRD	A
6882094	HT 750CRD	A	6884563	HT 750DRD	A
6882159	HT 750CRD	A	6884695	HT 750DRD	A
6882161	HT 750DRD	A	6884697	HT 750CRD	A
6882170	HT 740D	A	6884726	HT 750DRD	A
6882259	HT 750DRD	A	6884729	HT 740D	A
6882270	HT 740D	A	6885200	HT 750DRD	A
6882271	HT 740D	A	6885237	HT 750CRD	A
6882298	HT 750DRD	A	6885240	HT 750DRD	A
6882329	HT 750CRD	A	6885260	HT 750DRD	A
6882426	HT 740D	A	6885274	HT 750DRD	A
6882434	HT 740D	A	6885277	HT 740D	A
6882440	HT 740D	A	6885287	HT 740D	A
6882441	HT 740D	A	6885288	HT 740D	A
6882443	HT 740D	A	6885289	HT 740D	A
6882452	HT 740D	A	6885297	HT 750CRD	A
6882453	HT 740D	A	6885300	HT 740D	A
6882455	HT 750CRD	A	6885323	HT 750CRD	A
6882456	HT 750CRD	A	6885334	HT 750DRD	A
6882463	HT 750CRD	A	6885335	HT 750DRD	A
6882489	HT 750DRD	A	6885336	HT 750DRD	A
6882490	HT 750DRD	A	6885338	HT 750DRD	A
6882491	HT 750DRD	A	6885371	HT 740D	A
6882494	HT 750DRD	A	6885376	HT 750DRD	A
6882495	HT 750DRD	A	6885379	HT 750DRD	A
6882496	HT 750DRD	A	6885416	HT 750CRD	A
6882571	HT 740D	A	6885424	HT 750DRD	A

CONTINUED ON NEXT PAGE

* A/N* - ASSEMBLY NUMBER - FOUND ON YOUR TRANSMISSION NAMEPLATE

** SEE SPI 15TR75

ALLISON AUTOMATIC TRANSMISSION HT 700 SERIES PARTS CATALOG
 POWER TAKEOFF SECTION

3-1.2

TO FIND DETAIL PARTS FOR YOUR ALLISON AUTOMATIC TRANSMISSION, TURN TO
 THE GROUP LISTED OPPOSITE THE ASSEMBLY PART NUMBER OF YOUR TRANSMISSION

A/N*	MODEL	GROUP	A/N*	MODEL	GROUP		
6885459	HT 754CRD	A	23011566			HT 750DRD	A
6885512	HT 740D	A	23011573			HT 754CRD	A
6885513	HT 740D	A	23011591			HT 740D	A
6885543	HT 750CRD	A	23012022			HT 750DRD DB	A
6885557	HT 740D	A	23012050			HT 750DRD DB	A
6885558	HT 740D	A	23012087			HT 754CRD	A
6885562	HT 750DRD	A	23012095			HT 750DRD	A
6885565	HT 740D	A	23012096			HT 750DRD DB	A
6885566	HT 740D	A	23012097			HT 750DRD DB	A
6885577	HT 740D	A	23012098			HT 750DRD DB	A
6885601	HT 750DRD	A	23012099			HT 750DRD DB	A
6885603	HT 750DRD	A	23012110			HT 750DRD	A
6885610	HT 750DRD	A	23012215			HT 740D	A
6885612	HT 750DRD	A	23012322			HT 740D	A
6885613	HT 750DRD	A	23012363			HT 750DRD	A
6885614	HT 750DRD	A	23012419			HT 740D	A
6885648	HT 750DRD	A	23012420			HT 740D	A
6885682	HT 750CRD	A	23012474			HT 740D	A
23010777	HT 750CRD	A	23012691			HT 740D	A
23010783	HT 750CRD	A	23012704			HT 740D	A
23010786	HT 750CRD	A	23012745			HT 750DRD	A
23010789	HT 750DRD	A	23012167			HT 740D	A
23010803	HT 750DRD DB	A	23012768			HT 754CRD	A
23010832	HT 750DRD DB	A	23012770			HT 740D	A
23010833	HT 750DRD DB	A	23014344			HT 750DRD	A
23010842	HT 750DRD DB	A	23014587			HT 754CR0	A
23010864	HT 754CRD	A	23014588			HT 754CRD	A
23010865	HT 750DRD DB	A	23014658			HT 740D	B
23010867	HT 750DRD	A	23014684			HT 750CRD	A
23010870	HT 750DRD	A	23015032			HT 750DRD	A
23010875	HT 740D	A	23015142			HT 740D	A
23010885	HT 750DRD	A	23015152			HT 740D	A
23010898	HT 750DRD	A	23015206			HT 750DRD	A
23010899	HT 750DRD	A	23015248			HT 750DRD	A
23010901	HT 740D	A	23015251			HT 750DRD	A
23010918	HT 740D	A	23019099			HT 750DRD	A
23010935	HT 750DRD	A	23019101			HT 754CRD	A
23010939	HT 754CRD	A	23019252			HT 740D	A
23010958	HT 750DRD	A	23019263			HT 740D	A
23011335	HT 750DRD	A	23019264			HT 740D	A
23011396	HT 750DRI	A	23019270			HT 740D	A
23011427	HT 750DRD	A	23019271			HT 740D	A
23011428	HT 750DRD	A	23019278			HT 7400D	A
23011432	HT 750DRD	A	23019338			HT 750DRD	A
23011438	HT 750DRD	A	23019605			HT 740D	A
23011459	HT 754CRD	A	23019647			HT 740D	A
23011469	HT 740D	A	23019658			HT 740D	A
23011556	HT 740D	A	23019761			HT 740D	A

CONTINUED ON NEXT PAGE

* A/N* - ASSEMBLY NUMBER - FOUND ON YOUR TRANSMISSION NAMEPLATE

ALLISON AUTOMATIC TRANSMISSION HT 700 SERIES PARTS CATALOG
POWER TAKEOFF SECTION

3-1.3

TO FIND DETAIL PARTS FOR YOUR ALLISON AUTOMATIC TRANSMISSION, TURN TO
THE GROUP LISTED OPPOSITE THE ASSEMBLY PART NUMBER OF YOUR TRANSMISSION

A/N*	MODEL	GROUP	A/N*	MODEL	GROUP
23019812	HT 750DRD	A	23040791	HT 740D	A
2304.0217	HT 750DRD DB	A	23040805	HT 740D	A
23040285	HT 7400D	A	23040821	HT 750DRD	A
23040433	HT 7400D	A	23040823	HT 740D	A
23040634	HT 750DRD	A	23040836	HI 750DRD	A
23040727	HT 754CRD	A			

I A/N* - ASSEMBLY NUMBER - FOUND ON YOUR TRANSMISSION NAMEPLATE

COPYRIGHT 1985 GENERAL MOTORS CORP.

08-01-85

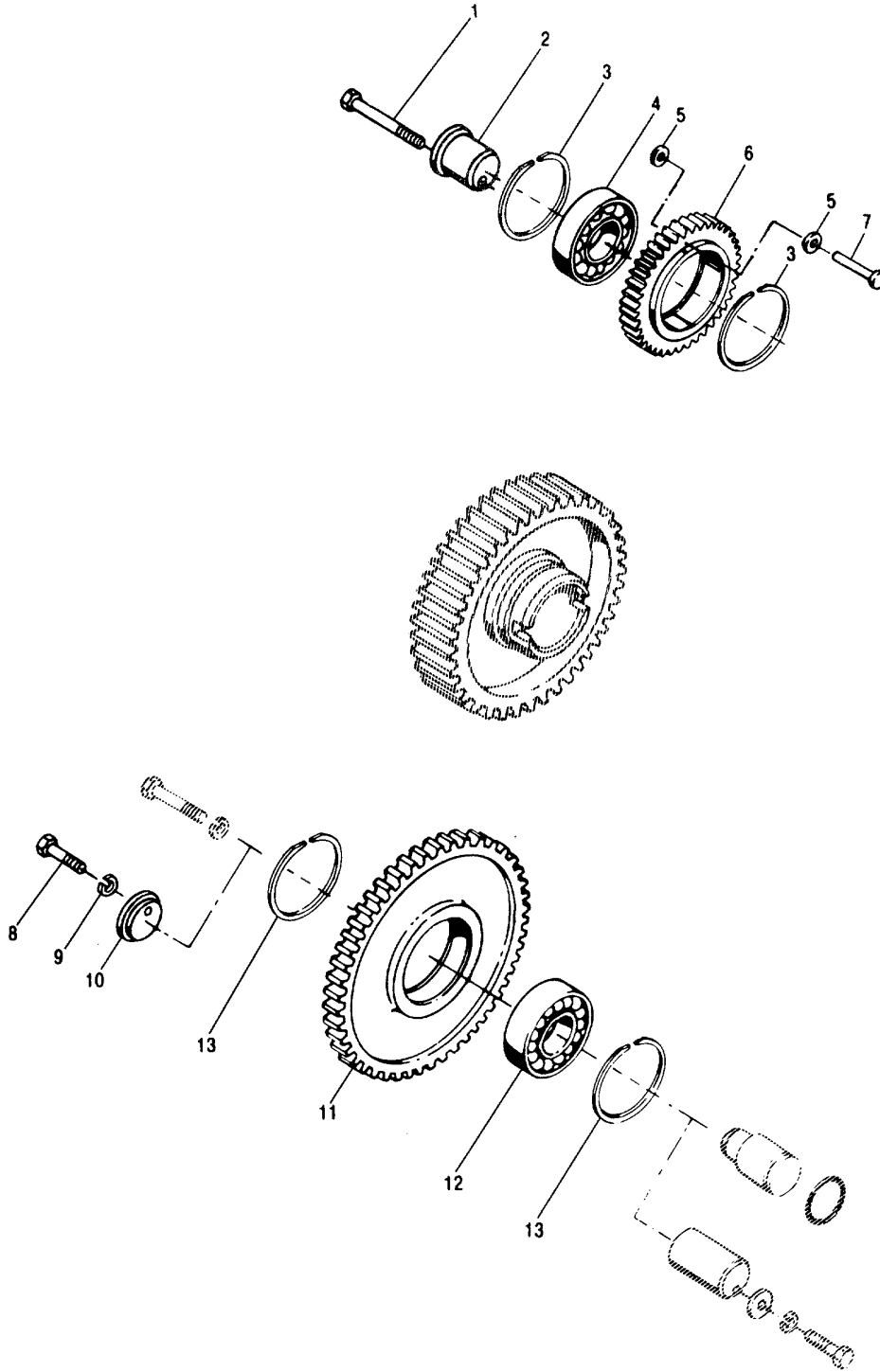


FIG. 3 POWER TAKEOFF

COPYRIGHT 1985 GENERAL MOTORS CORP.

08-01-85

111350

GROUP A

POWER TAKEOFF, FIGURE 3

REF NO	NOMENCLATURE	PART NO	REQ RECOMMENDED SPARES FOR UNITS		
			1-25	26-50	51-200
1	BOLT, HX HD, 1/2 - 13 X 3 1/4	9409227			1
2	SPINDLE, IDLER GEAR	6835140			1
3	RING, INTERNAL SNAP, USE WITH 6773926 GEAR AND 908319 BEARING ONLY.	6769576			2
4	BEARING, SINGLE ROW BALL, WHEN REPLACING 901310	908319			1
	BEARING WITH 908319 BEARING ALSO ORDER 1-6773926 GEAR AND 2-6769576 SNAPRINGS				
5	WASHER, USED WITH 6777368 GEAR ONLY	6777880			6
6	GEAR, PTO IDLER, WHEN REPLACING 6777367 GEAR ASSY	6773926			1
	WITH 6773926 GEAR ALSO ORDER 2-6769576 SNAPRING AND 1-908319 BEARING				
7	RIVET, USED WITH 6777368 GEAR ONLY	6777366			3
8	BOLT, HX HD, 1/2 - 20 X 1 1/4, USE WITH 6839384,	181429			1
	6839435 CONVERTER HOUSING ASSY OR 6839383 CONVERTER HOUSING ONLY.				
9	WASHER, LOCK, 1/2, USED WITH 6839384, 6839435	103323			1
	CONVERTER HOUSING ASSY OR 6839383 CONVERTER HOUSING ONLY				
10	RETAINER, PTO GEAR, USED WITH 6839384, 6839435	6839587			1
	CONVERTER HOUSING ASSY OR 6839383 CONVERTER HOUSING ONLY.				
11	GEAR, PTO, SEE SPI 3-TR-84.	23010140			1
12	BEARING, SINGLE ROW BALL, SEE SPI 3-TR-84	908319			1
13	RING, SNAP, SEE SPI 3-TR-84	6769576			2

GROUP B

POWER TAKEOFF, FIGURE 3

SAME AS GROUP A, EXCEPT FOR PARTS LISTED BELOW

11-13 NOT USED IN THIS GROUP

ALLISON AUTOMATIC TRANSMISSION HT 700 SERIES PARTS CATALOG

NOTES

SCAVENGE OIL PUMP SECTION

TO FIND DETAIL PARTS FOR YOUR ALLISON AUTOMATIC TRANSMISSION, TURN TO
THE GROUP LISTED OPPOSITE THE ASSEMBLY PARTS NUMBER OF YOUR TRANSMISSION

A/N*	MODEL	GROUP	A/N*	MODEL	GROUP
6880284	HT 750CRD	A	6882585	HT 740D	A
6880285	HT 750DRD	A	6882597	HT 740D	A
6880364	HT 750DRD	A	6882647	HT 740D	A
6880393	HT 750DRD	A	6883075	HT 740D	A
6881054	HT 740D	A	6883231	HT 740D	A
6881055	HT 740D	A	6883232	HT 740D	A
6881340	HT 750DRD	A	6883234	HT 740D	A
6881341	HT 750DRD	A	6883462	HT 740D	A
6881342	HT 750DRD	A	6883624	HT 750DRD	A
6881343	HT 750DRD	A	6883652	HT 740D	A
6881349	HT 740D	A	6883706	HT 740FS	A
6881350	HT 740D	A	6883933	HT 740D	A
** 6881350B	HT 740D	A	6884077	HT 740D	A
6881430	HT 740D	A	6884125	HT 750CRD	A
6881431	HT 740D	A	6884257	HT 750DRD	A
6881449	HT 750CRD	A	6884267	HT 750CRD	A
6881532	HT 750DRD	A	6884456	HT 7400	A
6881711	HT 740D	A	6884484	HT 750DRD	A
6881880	HT 750DRD	A	6884510	HT 750DRD	A
6881957	HT 740D	A	6884521	HT 740D	A
6882088	HT 740D	A	6884551	HT 750CRD	A
** 6882088B	HT 740D	A	6884559	HT 750DRD	A
6882089	HT 740D	A	6884560	HT 750DRD	A
** 6882089	HT 740D	A	6884562	HT 750DRD	A
6882094	HT 750CRD	A	6884563	HT 750DRD	A
6882159	HT 750CRD	A	6884695	HT 750DRD	A
6882161	HT 750DRD	A	6884697	HT 750CRD	A
6882170	HT 740D	A	6884726	HT 750DRD	A
6882259	HT 750DRD	A	6884729	HT 7400	A
6882270	HT 740D	A	6885200	HT 750DRD	A
6882271	HT 740D	A	6885237	HT 750DRD	A
6882298	HT 750DRD	A	6885240	HT 750DRD	A
6882329	HT 750CRD	A	6885260	HT 750DRD	A
6882426	HT 740D	A	6885274	HT 750DRD	A
6882434	HT 740D	A	6885277	HT 740D	A
6882440	HT 740D	A	6885287	HT 740D	A
6882441	HT 740D	A	6885288	HT 740D	A
6882443	HT 740D	A	6885289	HT 740D	A
6882452	HT 740D	A	6885297	HT 750CRD	A
6882453	HT 740D	A	6885300	HT 740D	A
6882455	HT 750CRD	A	6885323	HT 750CRD	A
6882456	HT 750CRD	A	6885334	HT 750DRD	A
6882463	HT 750CRD	A	6885335	HT 750DRD	A
6882489	HT 750DRD	A	6885336	HT 750DRD	A
6882490	HT 750DRD	A	6885338	HT 750DRD	A
6882491	HT 750DRD	A	6885371	HT 740D	A
6882494	HT 750DRD	A	6885376	HT 750DRD	A
6882495	HT 750DRD	A	6885379	HT 750DRD	A
6882496	HT 750DRD	A	6885416	HT 750CRD	A
6882571	HT 740D	A	6885424	HT 750DRD	A

CONTINUED ON NEXT PAGE

* A/N* - ASSEMBLY NUMBER - FOUND ON YOUR TRANSMISSION NAMEPLATE

** SEE SPI 15TR75

SCAVENGE OIL PUMP SECTION

TO FIND DETAIL PARTS FOR YOUR ALLISON AUTOMATIC TRANSMISSION, TURN TO
THE GROUP LISTED OPPOSITE THE ASSEMBLY PARTS NUMBER OF YOUR TRANSMISSION

A/N*	MODEL	GROUP	A/N*	MODEL	GROUP
6885459	HT 754CRD	A	23011566	HT 750DRD	A
6885512	HT 7400	A	23011573	HT 754CR0	A
6885513	HT 7400D	A	23011591	HT 740D	A
6885543	HT 740D	A	23012022	HT 750DRD DB	A
6885557	HT 7400D	A	23012050	HT 750DRD DB	A
6885558	HT 740D	A	23012087	HT 754CRD	A
6885562	HT 750DRD	A	23012095	HT 750DRD	A
6885565	HT 740D	A	23012096	HT 750DRD DB	A
6885566	HT 740D	A	23012097	HT 750DRD DB	A
6885577	HT 740D	A	23012098	HT 750DRD DB	A
6885601	HT 750DRD	A	23012099	HT 750DRD DB	A
6885603	HT 750DRD	A	23012110	HT 750DRD	A
6885610	HT 750DRD	A	23012215	HT 7400D	A
6885612	HT 750DRD	A	23012322	HT 7400D	A
6885613	HT 750DRD	A	23012363	HT 750DRD	A
6885614	HT 750DRD	A	23012419	HT 7400	A
6885648	HT 750DRD	A	23012420	HT 740D	A
6885682	HT 750CRD	A	23012474	HT 7400	A
23010777	HT 750CRD	A	23012691	HT 7400	A
23010783	HT 750CRD	A	23012704	HT 740D	A
23010786	HT 750CRD	A	23012745	HT 750DRD	A
23010789	HT 750DRD	A	23012767	HT 740D	A
23010803	HT 750DRD DB	A	23012760	HT 754CRD	A
23010832	HT 750DRD DB	A	23014344	HT 750DRD	A
23010833	HT 750DRD DB	A	23014587	HT 754CRD	A
23010842	HT 750DRD DB	A	23014588	HT 754CRD	A
23010864	HT 754CRD	A	23014684	HT 754CRD	A
23010865	HT 750DRD DB	A	23015032	HT 750DRD	A
23010867	HT 750DRD	A	23015142	HT 7400D	A
23010870	HT 750DRD	A	23015152	HT 7400D	A
23010875	HT 7400	A	23015206	HT 750DRD	A
23010885	HT 750DRD	A	23015248	HT 750DRD	A
23010898	HT 750DRD	A	23015251	HT 750DRD	A
23010899	HT 750DRD	A	23019099	HT 750DRD	A
23010901	HT 7400D	A	23019101	HT 754CRD	A
23010918	HT 7400	A	23019107	HT 750DRD	A
23010935	HT 750DRD	A	23019252	HT 7400	A
23010939	HT 754CR0	A	23019263	HT 7400	A
23010940	HT 754CRD	A	23019264	HT 740D	A
23010958	HT 750DRD	A	23019268	HT 740D	A
23011335	HT 750DRD	A	23019270	HT 7400D	A
23011396	HT 750DRD	A	23019271	HT 740D	A
23011413	HT 7400	A	23019278	HT 740D	A
23011427	HT 750DRD	A	23019338	HT 750DRD	A
23011428	HT 750DRD	A	23019605	HT 7400D	A
23011432	HT 750DRD	A	23019647	HT 7400D	A
23011438	HT 750DRD	A	23019658	HT 740D	A
23011459	HT 754CRD	A	23019761	HT 7400D	A
23011469	HT 7400	A	23019812	HT 750DRD	A
23011556	HT 7400	A	23040217	HT 750DRD DB	A

CONTINUED ON NEXT PAGE

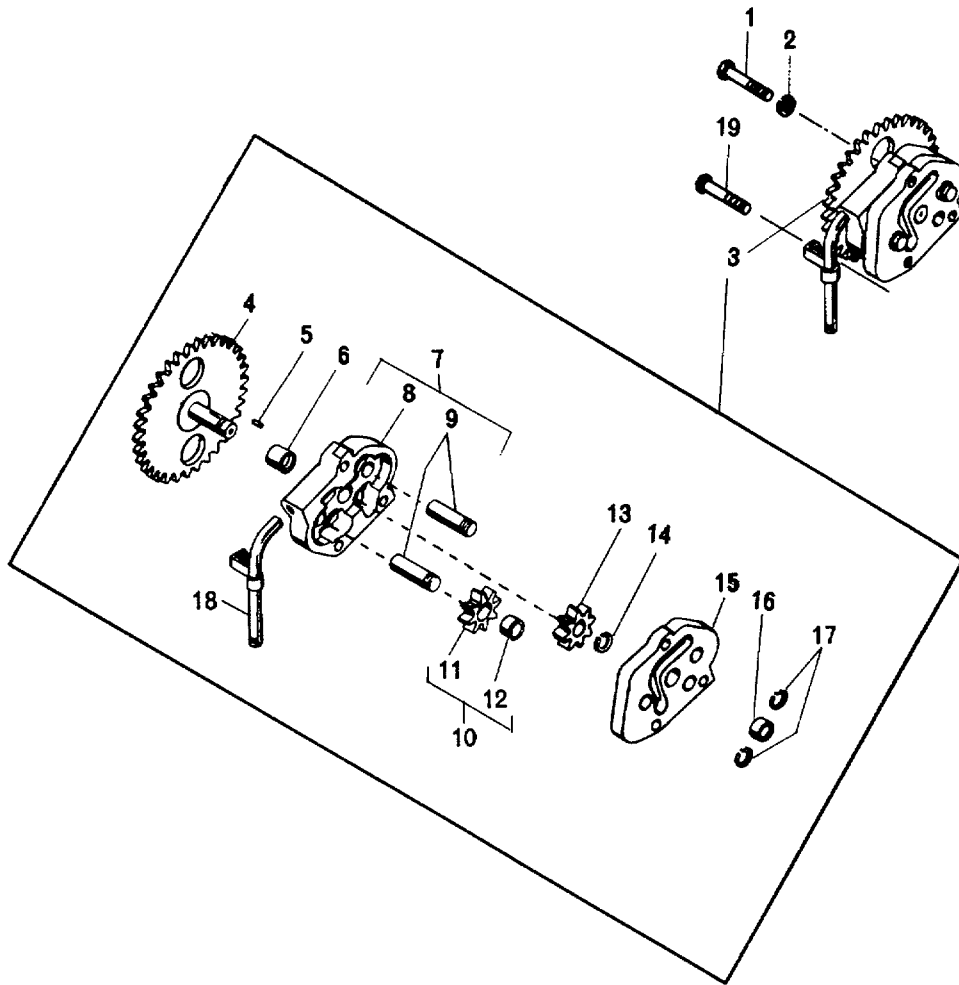
* A/N* - ASSEMBLY NUMBER - FOUND ON YOUR TRANSMISSION NAMEPLATE

SCAVENGE OIL PUMP SECTION

TO FIND DETAIL PARTS FOR YOUR ALLISON AUTOMATIC TRANSMISSION, TURN TO
THE GROUP LISTED OPPOSITE THE ASSEMBLY PARTS NUMBER OF YOUR TRANSMISSION

A/N*	MODEL	GROUP	A/N*	MODEL	GROUP
23040285	HT 740D	A	23040805	HT 740D	A
23040433	HT 740D	A	23040821	HT 750DRD	A
23040634	HT 750DRD	A	23040823	HT 740D	A
23040727	HT 754CRD	A	23040836	HT 750DRD	A
23040791	HT 740D	A			

* A/N* - ASSEMBLY NUMBER - FOUND ON YOUR TRANSMISSION NAMEPLATE



11107A

FIG. 4 SCAVENGE OIL PUMP

GROUP A

SCAVENGE OIL PUMP, FIGURE 4

WET HOUSING

REF NO	NOMENCLATURE	PART NO	REQ	RECOMMENDED SPARES FOR UNITS		
				1-25	26-50	51-200
1	BOLT, HX HD, 3/8 - 16 X 2 1/2	179849	3	3	6	9
2	WASHER, LOCK, 3/8	103321	3	3	6	9
3	PUMP ASSY, SCAVENGE OIL	6838243	1		1	2
4	GEAR, DRIVE	6771088	1	1		
5	ROLLER	6758530	1	1	2	3
6	BEARING, NEEDLE	148407	1	1	2	3
7	BODY ASSY	6773626	1			
8	BODY	6773625*	1			
9	SPINOLE	6771814*	2			
10	GEAR ASSY, DRIVEN	6771153	1			1
11	GEAR	6771151*	1			
12	BUSHING	6771054	1	1	2	4
13	GEAR	771072	1	1		
14	RING, EXTERNAL SNAP	6771157	1	1	2	5
15	PLATE, SCAVENGE PUMP	6773624	1			1
16	BEARING, NEEDLE	148406	1	1	2	5
17	RING, EXTERNAL SNAP	6771157	2	2	4	10
18	TUBE, SCAVENGE PUMP	6838244	1			
19	BOLT, HX HD, 3/8 - 16 X 7/8	9409079	1	1	2	5

* SERVICED AS AN ASSY - NOT AS A DETAIL PART

ALLISON AUTOMATIC TRANSMISSION HT 700 SERIES PARTS CATALOG

NOTES

ALLISON AUTOMATIC TRANSMISSION HT 700 SERIES PARTS CATALOG

5-1.1

CHARGING OIL PUMP SECTION

TO FIND DETAIL PARTS FOR YOUR ALLISON AUTOMATIC TRANSMISSION, TURN TO
THE GROUP LISTED OPPOSITE THE ASSEMBLY PART NUMBER OF YOUR TRANSMISSION.

A/N*	MODEL	GROUP	A/N*	MODEL	GROUP
6835534	HT 740D	A	6880083	HT 750DRD	A
6838065	HT 740D	A	6880106	HT 740D	A
6838066	HT 740D	A	6880107	HT 740D	A
6838067	HT 740D	A	6880182	HT 750CRD	A
6838075	HT 740D	A	6880243	HT 750DRD	A
6838280	HT 750DRD	A	6880248	HT 750CRD	A
6838282	HT 750CRD	A	6880275	HT 750CRD	A
6838355	HT 750DRD	A	6880284	HT 750DRD	B
6838517	HT 740D	A	6880285	HT 750DRD	B
6838571	HT 740D	A	6880363	HT 750DRD	C
6838683	HT 740D	A	6880364	HT 750DRD	D
6838697	HT 740D	A	6880367	HT 740D	A
6839073	HT 750CRD	A	6880393	HT 750DRD	B
6839074	HT 750CRD	A	6880396	HT 750CRD	A
6839246	HT 750CRD	A	6880408	HT 740D	A
6839411	HT 750CRD	A	6880409	HT 740D	A
6839412	HT 740D	A	6880411	HT 750DRD	A
6839439	HT 740D	A	6880435	HT 740D	A
6839440	HT 740D	A	6880447	HT 750CRD	A
6839441	HT 750CRD	A	6880475	HT 750DRD	A
6839474	HT 750DRD	A	6880485	HT 750CRD	A
6839475	HT 750DRD	A	6880587	HT 740D	A
6839498	HT 750CRD	A	6880688	HT 750CRD	A
6839500	HT 750DRD	A	6880712	HT 750CRD	A
6839518	HT 750CRD	A	6880722	HT 750CRD	A
6839519	HT 740D	A	6880723	HT 740D	A
6839520	HT 740D	A	6880738	HT 750CRD	A
6839568	HT 740D	A	6880739	HT 750CRD	C
6839590	HT 750CRD	A	6880740	HT 750CRD	C
6839596	HT 750DRD	A	6880748	HT 750DRD	A
6839623	HT 750DRD	A	6880803	HT 750DRD	A
6839668	HT 750DRD	A	6880825	HT 740D	A
6839669	HT 750DRD	A	6880865	HT 740D	A
6839670	HT 750DRD	A	6880871	HT 750CRD	C
6839674	HT 740D	A	6880910	HT 750CRD	C
6839750	HT 750CRD	A	6880919	HT 750CRD	A
6839823	HT 750CRD	A	6880920	HT 750DRD	A
6839824	HT 740D	A	6880930	HT 750DRD	A
6839906	HT 740D	A	6880968	HT 750DRD	A
6839922	HT 750DRD	A	6880969	HT 750CRD	A
6839923	HT 750DRD	A	6880970	HT 740D	C
6839924	HT 750DRD	A	6881023	HT 740D	A
6839932	HT 750CRD	A	6881054	HT 740D	B
6839933	HT 750DRD	A	6881055	HT 740D	B
6839993	HT 740D	A	6881059	HT 740D	A
6880041	HT 750CRD	A	6881120	HT 750CRD	A
6880042	HT 750DRD	A	6881140	HT 740D	A
6880046	HT 740D	A	6881151	HT 750CRD	A
6880047	HT 750CRD	A	6881156	HT 750DRD	A
6880081	HT 750CRD	A	6881166	HT 740D	A

CONTINUED ON NEXT PAGE

* A/N* - ASSEMBLY NUMBER - FOUND ON YOUR TRANSMISSION NAMEPLATE

ALLISON AUTOMATIC TRANSMISSION HT 700 SERIES PARTS CATALOG
CHARGING OIL PUMP SECTION

5-1.2

TO FIND DETAIL PARTS FOR YOUR ALLISON AUTOMATIC TRANSMISSION, TURN TO
THE GROUP LISTED OPPOSITE THE ASSEMBLY PART NUMBER OF YOUR TRANSMISSION.

A/N*	MODEL	GROUP	A/N*MODEL	GROUP	
6881167	HT 750CRD	A	6881313	HT 750DRD	A
6881168	HT 750CRD	A	6881314	HT 750DRD	A
6881169	HT 750CRD	A	6881315	HT 750DRD	A
6881191	HT 7400	A	6881316	HT 750DRD	A
6881192	HT 750DRD	A	6881317	HT 750DRD	A
6881193	HT 740D	A	6881318	HT 750DRD	A
6881194	HT 740D	A	6881319	HT 750DRD	A
6881195	HT 740D	A	6881320	HT 750DRD	A
6881196	HT 740D	A	6881321	HT 750DRD	A
6881197	HT 750CRD	A	6881322	HT 740D	A
6881198	HT 740D	A	** 6881322B	HT 740D	A
6881199	HT 740D	A	6881323	HT 740D	A
6881200	HT 740D	A	** 6881323B	HT 740D	A
6881201	HT 740D	A	6881324	HT 740D	A
6881202	HT 750CRD	A	** 6881324B	HT 740D	A
6881203	HT 750CRD	A	6881325	HT 740D	A
6881204	HT 750CRD	A	** 68813258	HT 740D	A
6881205	HT 750CRD	A	6881326	HT 740D	A
6881213	HT 740D	A	6881327	HT 740D	A
6881263	HT 740D	A	6881328	HT 740D	A
6881266	HT 740D	A	6881329	HT 740D	A
6881267	HT 750DRD	A	6881330	HT 740D	A
6881268	HT 750DRD	A	6881331	HT 740D	A
6881288	HT 740D	A	6881332	HT 740D	A
6881289	HT 740D	A	6881333	HT 740D	A
6881292	HT 750CRD	A	6881334	HT 740D	A
** 68812928	HT 750CRD	A	6881335	HT 740D	A
6881293	HT 750CRD	A	** 6881335	HT 740D	A
6881294	HT 750CRD	A	6881336	HT 740D	A
6881295	HT 750CRD	A	6881337	HT 740D	A
** 68812958	HT 750CRD	A	6881338	HT 740D	A
6881296	HT 750CRD	A	6881339	HT 750DRD	C
** 68812968	HT 750CRD	A	6881340	HT 750DRD	C
6881297	HT 750CRD	A	6881341	HT 750DRD	A
6881299	HT 750CRD	A	6881342	HT 750DRD	A
6881300	HT 750CRD	A	6881343	HT 750DRD	A
6881301	HT 750CRD	A	6881344	HT 750CRD	C
6881302	HT 750CRD	A	6881345	HT 750CRD	C
** 68813028	HT 750CRD	A	6881346	HT 750CRD	C
6881303	1IT 750CRD	A	6881347	HT 750CRD	C
** 68813038	HT 75053D	A	6881348	HT 740D	C
6881304	HT 750CRD	A	6881349	HT 740D	A
6881305	HT 750CRD	A	6881350	HT 740D	A
6881306	HT 750CRD	A	** 68813508	HT 740D	A
6881307	HT 750DRD	A	6881351	HT 740D	A
6881308	Hr 750DRD	A	** 6881351B	HT 740D	A
6881309	HT 750DRD	A	6881361	HT 750DRD	C
6881310	HT 750DRD	A	6881408	HT 750CRD	A
6881311	HT 750DRD	A	6881419	HT 740D	A
6881312	HT 750DRD	A	** 68814198	HT 740D	A

CONTINUED ON NEXT PAGE

A, N* - ASSEMBLY NUMBER - FOUND ON YOUR TRANSMISSION NAMEPLATE

** SEE SDI 15TR75

CHARGING OIL PUMP SECTION

TO FIND DETAIL PARTS FOR YOUR ALLISON AUTOMATIC TRANSMISSION, TURN TO
THE GROUP LISTED OPPOSITE THE ASSEMBLY PART NUMBER OF YOUR TRANSMISSION.

A/N*	MODEL	GROUP	A/N*	MODEL	GROUP
6881420	HT 740D	A	** 68820868	HT 740D	A
6881421	HT 750DRD	A	6882087	HT 740D	A
6881430	HT 740D	A	** 68820878	HT 740D	A
6881431	HT 740D	A	6882088	HT 740D	A
6881437	HT 7400	C	** 68820888	HT 740D	A
6881445	HT 750DRD	C	6882089	HT 740D	A
6881447	HT 750DRD	C	** 6882089	HT 740D	A
6881448	HT 750DRD	C	6882090	HT 740D	C
6881449	HT 750CRD	A	** 6882090	HT 740D	C
6881452	HT 740D	A	6882094	HT 750CRD	A
6881453	HT 750CRD		6882104	HT 740D	A
6881531	HT 740D	A	** 6882104	HT 740D	A
6881532	HT 750DRD	D	6882159	HT 750CRD	A
6881548	HT 750DRD	A	6882161	HT 750DRD	A
6881655	HT 7400	A	6882163	HT 740D	A
6881707	HT 740D	A	6882164	HT 740D	A
6881708	HT 740D	A	6882165	HT 740D	A
6881709	HT 740D	A	6882166	HT 740D	A
6881710	HT 7400	A	6882167	HT 740D	A
6881711	HT 740D	B	6882168	HT 740D	A
6881712	HT 740D	A	6882170	HT 740D	B
6881714	HT 740D	A	6882171	HT 740D	A
6881849	HT 740D	C	6882172	HT 740D	A
** 68818498	HT 740D	C	6882173	HT 740D	A
6881864	HT 750DRD	C	6882174	HT 740D	A
6881865	HT 750DRD	C	6882175	HT 740D	A
6881872	HT 750DRD	C	6882176	HT 740D	A
6881873	HT 750DRD	A	6882177	HT 740D	C
6881880	HT 750DRD	A	6882178	HT 740D	A
6881890	HT 750CRD	C	6882179	HT 750CRD	A
6881949	HT 7400	A	6882180	HT 750CRD	A
6881950	HT 750DRD	C	6882181	HT 750CRD	A
6881951	HT 750DRD	C	6882182	HT 750CRD	A
6881957	HT 740D	A	6882183	HT 750CRD	A
6882070	HT 740D	C	6882184	HT 750CRD	A
** 68820708	HT 740D	C	6882185	HT 750CRD	A
6882080	HT 740D	A	6882186	HT 750CRD	C
** 6882080B	HT 7400	A	6882187	HT 750CRD	A
6882081	HT 740D	A	6882188	HT 750CRD	A
** 6882081B	HT 740D	A	6882189	HT 750CRD	A
6882082	HT 740D	A	6882190	HT 740D	C
** 6882082B	HT 740D	A	6882259	HT 750DRD	A
6882083	HT 740D	A	6882268	HT 740D	A
** 6882083B	HT 740D	A	6882270	HT 740D	C
6882084	HT 740D	A	6882271	HT 740D	C
** 6882084B	HT 740D	A	6882272	HT 740D	A
6882085	HT 740D	A	6882273	HT 740D	A
** 6882085B	HT 740D	A	6882274	HT 740D	A
6882086	HT 740D	A	6882275	HT 740D	A

CONTINUED ON NEXT PAGE

* A/N* - ASSEMBLY NUMBER - FOUND ON YOUR TRANSMISSION NAMEPLATE

** SEE SPI 15TR75

ALLISON AUTOMATIC TRANSMISSION HT 700 SERIES PARTS CATALOG
 CHARGING OIL PUMP SECTION

5-1.4

TO FIND DETAIL PARTS FOR YOUR ALLISON AUTOMATIC TRANSMISSION, TURN TO
 THE GROUP LISTED OPPOSITE THE ASSEMBLY PART NUMBER OF YOUR TRANSMISSION.

A/N*	MODEL	GROUP	A/N*	MODEL	GROUP
6882276	HT 750CRD	C	6882450	HT 740D	A
6882277	HT 750CRD	C	6882451	HT 740D	A
6882278	HT 750CRD	A	6882452	HT 740D	A
6882279	HT 750CRD	A	6882453	HT 740D	A
6882280	HT 750CRD	A	6882454	HT 740D	C
6882281	HT 750CRD	A	6882455	HT 750CRD	A
6882298	HT 750DRD	A	6882456	HT 750CRD	A
6882329	HT 750CRD	A	6882457	HT 750CRD	A
6882340	HT 750CRD	C	6882458	HT 750CRD	A
6882341	HT 750DRD	C	6882459	HT 750CRD	A
6882346	HT 740D	A	6882460	HT 750CRD	A
6882411	HT 740D	A	6882461	HT 750CRD	A
6882412	HT 740D	A	6882462	HT 750CRD	A
6882413	HT 740D	A	6882463	HT 750CRD	A
6882414	HT 740D	C	6882464	HT 750CRD	A
6882415	HT 740D	C	6882465	HT 750CRD	A
6882416	HT 740D	A	6882466	HT 750CRD	A
6882417	HT 740D	A	6882467	HT 750CRD	A
6882418	HT 740D	A	6882468	HT 750CRD	A
6882419	HT 740D	A	6882469	HT 750CRD	A
6882420	HT 740D	A	6882470	HT 750CRD	A
6882421	HT 740D	A	6882471	HT 750CRD	A
6882422	HT 740D	A	6882472	HT 750CRD	C
6882423	HT 740D	A	6882473	HT 750CRD	C
6882424	HT 740D	A	6882474	HT 750CRD	C
6882425	HT 740D	A	6882475	HT 750CRD	C
6882426	HT 740D	A	6882476	HT 750CRD	C
6882427	HT 740D	A	6882477	HT 750DRD	A
6882428	HT 740D	A	6882478	HT 750DRD	A
6882429	HT 740D	A	6882479	HT 750DRD	A
6882430	HT 740D	C	6882480	HT 750DRD	A
6882431	HT 740D	A	6882481	HT 750DRD	A
6882432	HT 740D	C	6882482	HT 750DRD	A
6882433	HT 740D	C	6882483	HT 750DRD	A
6882434	HT 740D	A	6882484	HT 750DRD	A
6882435	HT 740D	A	6882485	HT 750DRD	A
6882436	HT 740D	A	6882486	HT 750DRD	A
6882437	HT 740D	A	6882487	HT 750DRD	C
6882438	HT 740D	A	6882488	HT 750DRD	A
6882439	HT 740D	A	6882489	HT 750DRD	A
6882440	HT 740D	A	6882490	HT 750DRD	A
6882441	HT 740D	C	6882491	HT 750DRD	A
6882442	HT 740D	A	6882492	HT 750DRD	C
6882443	HT 740D	A	6882493	HT 750DRD	C
6882444	HT 740D	A	6882494	HT 750DRD	C
6882445	HT 740D	A	6882495	HT 750DRD	A
6882446	HT 740D	A	6882496	HT 750DRD	A
6882447	HT 740D	A	6882497	HT 750DRD	A
6882448	HT 740D	A	6882498	HT 750DRD	A
6882449	HT 740D	A	6882499	HT 750DRD	A

CONTINUED ON NEXT PAGE

* A/N* - ASSEMBLY NUMBER - FOUND ON YOUR TRANSMISSION NAMEPLATE

CHARGING OIL PUMP SECTION

TO FIND DETAIL PARTS FOR YOUR ALLISON AUTOMATIC TRANSMISSION, TURN TO
THE GROUP LISTED OPPOSITE THE ASSEMBLY PART NUMBER OF YOUR TRANSMISSION.

A/N*	MODEL	GROUP	A/N*	MODEL	GROUP
6882500	HT 750DRD	A	6883334	HT 740FS	A
6882501	HT 750DRD	A	6883452	HT 740D	C
6882502	HT 750DRD	A	6883462	HT 740D	C
6882503	HT 750DRD	C	6883463	HT 750DRD	A
6882504	HT 750DRD	C	6883509	HT 750DRD	C
6882547	HT 750DRD	C	6883510	HT 750DRD	A
6882568	HT 750CRD	A	6883526	HT 740D	A
6882570	HT 750DRD	A	6883535	HT 750DRD	C
6882571	HT 740D	A	6883583	HT 740D	A
6882582	HT 750DRD	C	6883597	HT 750DRD	C
6882585	HT 740D	A	6883624	HT 750DRD	A
6882590	HT 740D	A	6883626	HT 750CRD	C
6882597	HT 740D	A	6883646	HT 750DRD	C
6882626	HT 740D	A	6883652	HT 740D	A
6882647	HT 740D	C	6883653	HT 750CRD	C
6882695	HT 750DRD	A	6883654	HT 750CRD	C
6882704	HT 740D	A	6883664	HT 750CRD	C
6882705	HT 740D	A	6883679	HT 740D	A
6882706	HT 740D	A	6883692	HT 740D	A
6882726	HT 740D	A	6883699	HT 750DRD	A
6882744	HT 740FS	A	6883700	HT 750DRD	A
6883024	HT 750ODCD	A	6883706	HT 740FS	A
6883043	HT 750CRD	C	6883722	HT 740D	A
6883073	HT 740D	C	6883793	HT 740D	A
6883075	HT 740D	A	6883806	HT 740D	A
6883077	HT 750DRD	C	6883807	HT 750CRD	A
6883095	HT 740D	A	6883822	HT 750DRD	A
6883122	HT 750CRD	C	6883859	HT 750DRD	C
6883124	HT 750DRD	C	6883869	HT 740D	C
6883154	HT 750DRD	C	6883870	HT 740D	C
6883170	HT 750DRD	A	6883890	HT 740D	A
6883188	HT 750DRD	C	6883895	HT 740D	A
6883191	HT 740D	A	6883897	HT 740D	A
6883222	HT 740D	A	6883907	HT 750CRD	C
6883231	HT 740D	A	6883911	HT 750CRD	C
6883232	HT 740D	A	6883912	HT 740D	A
6883233	HT 740D	A	6883913	HT 750DRD	C
6883234	HT 740D	A	6883933	HT 740D	A
6883235	HT 740D	A	6883934	HT 750CRD	A
6883237	HT 740D	C	6883952	HT 750DRD	C
6883240	HT 740FS	A	6883953	HT 750DRD	A
6883243	HT 740FS	A	6883972	HT 750CRD	A
6883244	HT 740FS	C	6883973	HT 750CRD	C
6883245	HT 740FS	A	6883975	HT 750CRD	C
6883246	HT 740FS	C	6883976	HT 740FS	A
6883260	HT 750DRD	A	6883994	HT 740D	C
6883302	HT 740D	A	6884007	HT 750DRD	A
6883315	HT 740D	A	6884077	HT 740D	A
6883316	HT 750CRD	A	6884091	HT 750CRD	A
6883329	HT 750CRD	A	6884119	HT 750CRD	A

CONTINUED ON NEXT PAGE

* A/N* - ASSEMBLY NUMBER - FOUND ON YOUR TRANSMISSION NAMEPLATE

CHARGING OIL PUMP SECTION

TO FIND DETAIL PARTS FOR YOUR ALLISON AUTOMATIC TRANSMISSION, TURN TO THE GROUP LISTED OPPOSITE THE ASSEMBLY PART NUMBER OF YOUR TRANSMISSION.

A/N*	MODEL	GROUP	A/N*	MODEL	GROUP
6884123	HT 750CRD	A	6884540	HT 740D	A
6884124	HT 750CRD	A	6884541	HT 750CRD	A
6884125	HT 750CRD	A	6884542	HT 750CRD	A
6884194	HT 750CRD	A	6884543	HT 750CRD	C
6884195	HT 750CRD	A	6884544	HT 750CRD	C
6884257	HT 750DRD	A	6884545	HT 750CRD	C
6884267	HT 750CRD	C	6884546	HT 750CRD	C
6884268	HT 740D	A	6884547	HT 750CRD	C
6884288	HT 750DRD	A	6884548	HT 750CRD	A
6884449	HT 740D	C	6884549	HT 750CRD	A
6884452	HT 750CRD	C	6884550	HT 750CRD	A
6884453	HT 750CRD	C	6884551	HT 750CRD	C
6884454	HT 750DRD	A	6884552	HT 750CRD	A
6884456	HT 740D	C	6884553	HT 750DRD	A
6884458	HT 740D	A	6884554	HT 750DRD	A
6884459	HT 750DRD	C	6884555	HT 750DRD	A
6884460	HT 750DRD	C	6884556	HT 750DRD	A
6884475	HT 740D	A	6884557	HT 750DRD	A
6884476	HT 750CRD	A	6884558	HT 750DRD	C
6884477	HT 750DRD	A	6884559	HT 750DRD	A
6884484	HT 750DRD	A	6884560	HT 750DRD	A
6884509	HT 750DRD	A	6884561	HT 750DRD	C
6884510	HT 750DRD	A	6884562	HT 750DRD	C
6884511	HT 750CRD	A	6884563	HT 750DRD	A
6884512	HT 750CRD	A	6884564	HT 750DRD	A
6884513	HT 740D	A	6884565	HT 750DRD	A
6884514	HT 740D	A	6884566	HT 750DRD	A
6884515	HT 740D	A	6884567	HT 750DRD	C
6884516	HT 740D	A	6884568	HT 750DRD	A
6884517	HT 740D	C	6884569	HT 750DRD	C
6884518	HT 740D	A	6884571	HT 750DRD	A
6884519	HT 740D	C	6884572	HT 750DRD	A
6884520	HT 740D	A	6884573	HT 750DRD	C
6884521	HT 740D	A	6884574	HT 750DRD	A
6884522	HT 740D	A	6884575	HT 750DRD	C
6884523	HT 740D	A	6884591	HT 750CRD	A
6884524	HT 740D	C	6884685	HT 740D	A
6884525	HT 740D	C	6884686	HT 750DRD	A
6884526	HT 740D	A	6884687	HT 750DRD	A
6884527	HT 740D	A	6884695	HT 750DRD	A
6884528	HT 740D	A	6884696	HT 740D	A
6884529	HT 740D	A	6884697	HT 750CRD	A
6884530	HT 740D	A	6884698	HT 740D	A
6884533	HT 740FS	A	6884699	HT 740D	A
6884534	HT 74OFS	C	6884726	HT 750DRD	A
6884535	HT 740D	A	6884729	HT 740D	A
6884536	HT 740D	A	6884796	HT 750DRD	A
6884537	HT 740D	A	6885200	HT 750DRD	C
6884538	HT 740D	A	6885201	HT 750CRD	C
6884539	HT 740D	A	6885208	HT 740D	A

CONTINUED ON NEXT PAGE

* A/N* - ASSEMBLY NUMBER - FOUND ON YOUR TRANSMISSION NAMEPLATE

CHARGING OIL PUMP SECTION

TO FIND DETAIL PARTS FOR YOUR ALLISON AUTOMATIC TRANSMISSION, TURN TO THE GROUP LISTED OPPOSITE THE ASSEMBLY PART NUMBER OF YOUR TRANSMISSION.

A/N*	MODEL	GROUP	A/N*	MODEL	GROUP
6885209	HT 750DRD	C	6885344	HT 750CRD	A
6885214	HT 750DRD	C	6885345	HT 740D	A
6885237	HT 750DRD	C	6885356	HT 740D	A
6885238	HT 750DRD	A	6885363	HT 740D	A
6885240	HT 750DRD	C	6885367	HT 740D	A
6885241	HT 740D	A	6885368	HT 740D	A
6885242	HT 740D	A	6885369	HT 750DRD	A
6885243	HT 740FS	C	6885371	HT 740D	A
6885248	HT 750CRD	A	6885372	HT 754CRD	A
6885249	HT 750DRD	C	6885373	HT 740D	C
6885260	HT 750DRD	A	6885376	HT 750DRD	A
6885261	HT 740D	A	6885377	HT 750DRD	C
6885262	HT 740D	A	6885379	HT 750DRD	A
6885263	HT 750DRD	C	6885380	HT 750DRD	A
6885264	HT 750DRD	C	6885381	HT 750DRD	A
6885265	HT 750CRD	A	6885382	HT 750DRD	A
6885266	HT 750CRD	A	6885383	HT 750DRD	A
6885270	HT 750DRD	C	6885384	HT 740D	C
6885273	HT 754CRD	C	6885385	HT 740D	C
6885274	HT 750DRD	A	6885386	HT 740D	C
6885275	HT 740D	C	6885398	HT 750DRD	A
6885276	HT 750CRD	A	6885399	HT 740D	C
6885277	HT 740D	A	6885409	HT 750DRD	A
6885278	HT 740D	A	6885416	HT 750CRD	C
6885279	HT 750CRD	C	6885417	HT 740D	C
6885285	HT 740D	A	6885424	HT 750DRD	A
6885286	HT 740D	A	6883425	HT 750DRD	A
6885287	HT 740D	A	6885426	HT 754CRD	A
6885288	HT 740D	A	6885459	HT 754CRD	C
6885289	HT 740D	A	6885464	HT 750CRD	C
6885295	HT 750DRD	A	6885491	HT 740D	A
6885296	HT 750CRD	A	6885493	HT 750DRD	A
6885297	HT 750CRD	A	6885511	HT 750CRD	C
6885298	HT 740D	A	6885512	HT 740D	A
6885299	HT 740D	C	6885513	HT 740D	C
6885300	HT 740D	A	6885514	HT 740D	C
6885301	HT 740D	A	6885516	HT 754CRD	A
6885312	HT 750DRD	C	6885517	HT 754CRD	C
6885313	HT 750DRD	C	6885524	HT 740D	A
6885322	HT 740D	A	6885532	HT 740D	A
6885323	HT 750CRD	A	6885537	HT 740D	A
6885324	HT 750DRD	C	6885542	HT 754CRD	C
6885326	HT 740D	A	6885543	HT 740D	A
6885329	HT 740D	A	6885544	HT 740D	C
6885334	HT 750DRD	C	6885551	HT 740D	A
6885335	HT 750DRD	C	6885552	HT 740D	A
6885336	HT 750DRD	A	6885553	HT 740D	A
6885337	HT 750DRD	A	6885554	HT 740D	A
6885338	HT 750DRD	A	6885555	HT 740D	A

CONTINUED ON NEXT PAGE

* A/N* - ASSEMBLY NUMBER - FOUND ON YOUR TRANSMISSION NAMEPLATE

CHARGING OIL PUMP SECTION

TO FIND DETAIL PARTS FOR YOUR ALLISON AUTOMATIC TRANSMISSION, TURN TO THE GROUP LISTED OPPOSITE THE ASSEMBLY PART NUMBER OF YOUR TRANSMISSION.

A/N*	MODEL	GROUP	A/N*	MODEL	GROUP
6885556	HT 740D	A	6885614	HT 750DRD	A
6885557	HT 740D	A	6885615	HT 750DRD	C
6885558	HT 740D	A	6885616	HT 740D	C
6885559	HT 740FS	A	6885617	HT 740D	C
6885560	HT 750DRD	A	6885648	HT 750DRD	A
6885561	HT 750DRD	A	6885649	HT 740D	A
6885562	HT 750DRD	A	6885650	HT 754CRD	A
6885563	HT 754CRD	C	6885652	HT 750DRD	C
6885564	HT 754CRD	A	6885681	HT 740D	C
6885565	HT 740D	A	6885682	HT 750CRD	A
6885566	HT 740D	A	23010727	HT 740D	A
6885573	HT 750CRD	A	23010728	HT 750DRD	C
6885576	HT 740D	A	23010777	HT 750CRD	C
6885577	HT 740D	A	23010781	HT 750DRD	C
6885578	HT 7400	A	23010783	HT 750CRD	A
6885579	HT 740D	A	23010786	HT 750CRD	A
6885580	HT 740D	A	23010788	HT 740D	C
6885581	HT 740FS	C	23010789	HT 750DRD	C
6885582	HT 740D	A	23010790	HT 750CRD	A
6885583	HT 740D	A	23010791	HT 740D	A
6885584	HT 7400	A	23010798	HT 750CRD	A
6885585	HT 740D	A	23010801	HT 740D	C
6885586	HT 740D	A	23010802	HT 750DRD	C
5885587	HT 740D	A	23010803	HT 750DRD DB	C
6885588	HT 740D	A	23010813	HT 740D	C
6885589	HT 7400	A	23010832	HT 750DRD DB	C
6885590	HT 754CRD	C	23010833	HT 750DRD DB	A
6885591	HT 754CRD	C	23010835	HT 740D	C
6885592	HT 754CRD	C	23010837	HT 754CRD	C
6885593	HT 754CRD	A	23010842	HT 750DRD DB	A
6885594	HT 754CRD	A	23010844	HT 740D	A
6885595	HT 754CRD	A	23010845	HT 740D	A
6885596	HT 754CRD	A	23010846	HT 750DRD	C
6885597	HT 750DRD	A	23010863	HT 740D	A
6885598	HT 750DRD	A	23010864	HT 754CRD	A
6885599	HT 750DRD	A	23010865	HT 750DRD DB	A
6885600	HT 750DRD	A	23010867	HT 750DRD	C
6885601	HT 750DRD	A	23010870	HT 750DRD	A
6885602	HT 750DRD	C	23010873	HT 740D	A
6885603	HT 750DRD	C	23010874	HT 740FS	C
6885604	HT 750DRD	A	23010875	HT 740D	A
6885605	HT 750DRD	A	23010876	HT 740D	A
6885606	HT 750DRD	A	23010877	HT 754CRD	A
6885607	HT 750DRD	A	23010878	HT 754CRD	A
6885608	HT 750DRD	C	23010879	HT 750DRD	A
6885609	HT 750DRD	C	23010880	HT 750DRD	C
6885610	HT 750DRD	A	23010881	HT 740D	A
6885611	HT 750DRD	C	23010882	HT 740D	A
6885612	HT 750DRD	C	23010883	HT 754CRD	A
6885613	HT 750DRD	A	23010884	HT 754CRD	C

CONTINUED ON NEXT PAGE

* A/N* - ASSEMBLY NUMBER - FOUND ON YOUR TRANSMISSION NAMEPLATE

CHARGING OIL PUMP SECTION

TO FIND DETAIL PARTS FOR YOUR ALLISON AUTOMATIC TRANSMISSION, TURN TO
THE GROUP LISTED OPPOSITE THE ASSEMBLY PART NUMBER OF YOUR TRANSMISSION.

A/N*	MODEL	GROUP	A/N*	MODEL	GROUP
23010885	HT 750DRD	C	23011412	HT 750DRD	A
23010886	HT 750DRD	A	23011413	HT 7400	A
23010887	HT 754CRD	A	23011427	HT 7500DRD	A
23010888	HT 750DRD	A	23011428	HT 7500DRD	A
23010889	HT 754CRD	C	23011430	HT 754CRD	A
23010891	HT 7400	C	23011432	HT 754CRD	A
23010892	HT 7400	C	23011434	HT 750DRD	A
23010898	HT 750DRD	A	23011435	HT 750DRD	C
23010899	HT 750DRD	A	23011438	HT 750DRD	C
23010901	HT 740D	A	23011447	HT 750DRD	C
23010902	HT 7400	C	23011459	HT 754CRD	C
23010905	HT 750DRD	A	23011469	HT 7400D	A
23010906	HT 7500DRD	C	23011495	HT 740D	C
23010918	HT 740D	A	23011506	HT 754CRD	C
23010919	HT 7400D	A	23011508	HT 754CRD	A
23010920	HT 740D	C	23011509	HT 7500RD	A
23010921	HT 750CRD	A	23011510	HT 750DRD	C
23010922	HT 754CRD	A	23011519	HT 740D	A
23010923	HT 750DRD	C	23011532	HT 754CRD	C
23010935	HT 750DRD	C	23011544	HT 7400D	A
23010936	HT 7400D	A	23011556	HT 740D	A
23010937	HT 754CRD	A	23011557	HT 7400D	A
23010938	HT 754CRD	C	23011566	HT 750DRD	A
23010939	HT 754CRD	A	23011567	HT 750DRD DB	A
23010940	HT 754CRD	C	23011569	HT 754CRD	A
23010958	HT 7500DRD	A	23011573	HT 754CRD	A
23010963	HT 7400	A	23011587	HT 754CRD	A
23010965	HT 750DRD	C	23011588	HT 750DRD	A
23010966	HT 7500DRD	A	23011589	HT 7500DRD	A
23010967	HT 750DRD	A	23011591	HT 7400D	A
23010968	HT 750DRD	A	23011592	HT 754CRD	C
23010969	HT 7400	C	23011850	HT 750DRD	C
23010975	HT 7400	C	23011852	HT 7400	C
23010976	HT 750DRD	A	23012022	HT 750DRD DB	A
23010977	HT 750DRD	C	23012050	HT 750DRD DB	A
23010989	HT 7400D	C	23012053	HT 7400	A
23011306	HT 7500DRD	A	23012069	HT 754CRD	C
23011309	HT 750DRD	A	23012087	HT 754CRD	A
23011334	HT 754CRD	A	23012088	HT 7400	C
23011335	HT 7500DRD	A	23012095	HT 750DRD	C
23011338	HT 740D	A	23012096	HT 750DRD DB	C
23011341	HT 750DRD	A	23012097	HT 750DRD DB	C
23011343	HT 7400D	C	23012098	HT 750DRD DB	A
23011349	HT 7400	A	23012099	HT 750DRD DB	A
23011389	HT 754CRD	A	23012110	HT 750DRD	A
23011391	HT 7400	A	23012114	HT 7400	A
23011394	HT 750DRD	A	23012135	HT 740D	A
23011396	HT 7500DRI	C	23012139	HT 750DRD	C
23011405	HT 750DRD	A	23012140	HT 7400D	A
23011407	HT 7400	C	23012141	HT 754CRD	A

CONTINUED ON NEXT PAGE

* A/N* - ASSEMBLY NUMBER - FOUND ON YOUR TRANSMISSION NAMEPLATE

CHARGING OIL PUMP SECTION

TO FIND DETAIL PARTS FOR YOUR ALLISON AUTOMATIC TRANSMISSION, TURN TO THE GROUP LISTED OPPOSITE THE ASSEMBLY PART NUMBER OF YOUR TRANSMISSION.

A/N*	MODEL	GROUP	A/N*	MODEL	GROUP
23012171	HT 754CRD	A	23012757	HT 754CRD	A
23012172	HT 754CRD	A	23012767	HT 740D	A
23012193	HT 754CRD	A	23012768	HT 754CRD	A
23012200	HT 754CRD	C	23012770	HT 740D	A
23012214	HT 740D	A	23014331	HT 740D	C
23012215	IT 740D	A	23014332	HT 747D	C
23012220	HT 754CRD	A	23014333	HT 750DRD	A
23012246	HT 750DRD	A	23014334	HT 754CRD	C
23012256	HT 750DRD DB	A	23014344	HT 750DRD	A
23012259	HT 750DRD	A	23014345	HT 754CRD	C
23012315	HT 754CRD	C	25014424	HT 750DRD DB	A
23012316	HT 754CRD	C	23014435	HT 740D	C
23012321	HT 740D	A	23014436	HT 754CRD	C
23012322	HT 740D	A	23014445	HT 750DRD	A
23012326	HT 747D	C	23014463	HT 750DRD	A
23012327	HT 740D	A	23014475	HT 754CRD	A
23012363	HT 750DRD	A	23014476	HT 754CRD	A
23012364	HT 750DRD	A	23014477	HT 740D	A
23012381	HT 754CRD	A	23014478	HT 740D	A
23012419	HT 740D	C	23014492	HT 754CRD	A
23012420	HT 740D	A	23014498	HT 740D	A
23012421	H1 750DRD	A	23014499	HT 7500RD	C
23012422	HT 740D	A	23014500	HT 754CRD	A
23012427	HT 750DRD	A	23014502	HT 750DRD	C
23012436	HT 740D	A	23014505	HT 750DRD	A
23012449	HT 740D	C	23014508	HT 750DRD	A
23012450	HT 750D	C	23014526	HT 750DRD	A
23012471	HT 747D	C	23014529	HT 740D	A
23012474	HT 740D	A	25014550	H1 /50DRD	A
23012475	HT 747D	C	23014539	HT 740D	A
23012476	HT 740D	A	23014541	HT 750DRD	A
23012503	HT 754CRD	A	23014545	HT 754CRD	C
23012504	HT 750DRD	A	23014553	HT 740D	A
23012505	HT 740D	C	23014555	HT 740D	A
23012589	HT 750DRD	A	23014587	HT 754CRD	C
23012590	HT 750DRD	C	23014588	HT 754CRD	C
23012591	HT 740D	C	23014643	HT 754CRD	A
23012594	HT 740D	A	23014645	HT 740D	A
23012595	HT 750DRD DB	A	23014654	HT 750DRD	C
23017649	HT 740D	C	23014658	HT 740D	C
23012684	HT 750DRD	A	23014661	HT 750DRD	A
23012690	HT 754CRD	C	23014670	HT 750DRD	A
23012691	HT 740D	A	23014684	HT 754CRD	A
23012698	H1 750DRD	A	23014691	HT 754CRD	A
23012699	HT 750DRD	C	23014700	HT 754CRD	A
23012700	HT 750DRD	A	23014913	HT 750DRD	C
23012703	HT 740D	C	23014929	HT 750DRD	A
23012704	HT 740D	A	23014937	HT 740D	E
23012745	HT 750DRD	A	25014941	H1 /40D	E
23012756	HT 740D	C	23014964	HT 740D	C

CONTINUED ON NEXT PAGE

* A/N* - ASSEMBLY NUMBER - FOUND ON YOUR TRANSMISSION NAMEPLATE

CHARGING OIL PUMP SECTION

TO FIND DETAIL PARTS FOR YOUR ALLISON AUTOMATIC TRANSMISSION, TURN TO
THE GROUP LISTED OPPOSITE THE ASSEMBLY PART NUMBER OF YOUR TRANSMISSION.

A/N*	MODEL	GROUP	A/N*	MODEL	GROUP
23014983	HT 754CRD	C	23019252	HT 7400	A
23014990	HT 754CRD	C	23019255	HT 740D	A
23015009	HT 754CRD	A	23019256	HT 7400D	A
23015010	HT 750DRD	A	23019257	HT 740D	A
23015028	HT 754CRD	A	23019258	HT 740D	C
23015032	HT 750DRO	A	23019259	HT 7400	A
23015058	HT 7470	E	23019260	HT 7400D	A
23015066	HT 754CRD	A	23019261	HT 7400D	A
23015074	HT 7470	E	23019262	HT 7400D	A
23015104	HT 747D	E	23019263	HT 7400	A
23015137	HT 750DRD	C	23019264	HT 7400	C
23015142	HT 7400	A	23019265	HT 7400D	A
23015152	HT 7400	C	23019266	HT 7400	A
23015153	HT 750DRD	A	23019267	HT 7400D	A
23015177	HT 7470	E	23019268	HT 7400D	C
23015199	HT 750DRD DB	A	23019269	HT 7400D	A
23015206	HT 750DRD	A	23019270	HT 740D	A
23015214	HT 7400D	A	23019271	HT 7400D	A
23015215	HT 750DRD	C	23019272	HT 740D	A
23015216	HT 754CRD	A	23019273	HT 7400	A
2301J222	HT 754CRD	A	25019274	HT 740D	A
23015248	HT 750DRD	A	23019275	HT 7400D	A
23015251	IIT 750DRD	C	23019276	HT 7400	A
23019050	HT /40D	A	23019277	H1 /40FS	A
23019052	HT 7470	C	23019278	HT 7400D	A
23019057	HT 754CRD	E	23019279	HT 7400	B
23019099	HT 7500DRD	A	23019313	HT 740FS	B
23019100	HT 7500DRD	A	23019314	HT 7400D	B
23019101	HT 754CRD	C	23019330	HT 750DRD	B
23019107	HT 750DRD	C	23019338	HT 750DRD	A
23019149	HT 750DRD	A	23019344	HT 747D	E
23019168	HT 750DRD	A	23019350	HT 747D	E
23019174	HT 7400D	A	23019605	HT 7400D	A
23019175	HT 7400D	C	23019646	HT 754CRD	A
23019176	HT 7400D	A	23019647	HT 7400D	A
23019177	HT 7400	C	23019658	HT 7400D	A
23019178	HT 7400	C	23019696	HT 754CRD	A
23019179	HT 7400D	A	23019697	HT 754CRD	A
23019180	HT 7400D	A	23019698	HT 754CRD	C
23019181	IIT 747D	C	23019760	HT /400D	A
23019182	HT 747D	C	23019761	HT 7400	A
23019183	HT 747D	C	23019/62	HT 7400	C
23019184	HT 7470	E	2S01980S	HI 1400	A
23019185	HT 7470	E	23019811	HT 750DRD	A
23019186	HT 7400	C	23019812	HT 750DRD	A
23019187	HT 7470	C	23019823	HT 740D	A
23019199	IIT 740D	A	23019824	HT 7400	C
23019202	HT 754CRD	A	23019825	HT 7470	E
23019203	HT 750DRD	A	23019842	HT 7470	E
23019204	HT 7400D	A	23019843	HT 7470	E

CONTINUED ON NEXT PAGE

A/N* - ASSEMBLY NUMBER - FOUND ON YOUR TRANSMISSION NAMEPLATE

CHARGING OIL PUMP SECTION

TO FIND DETAIL PARTS FOR YOUR ALLISON AUTOMATIC TRANSMISSION, TURN TO THE GROUP LISTED OPPOSITE THE ASSEMBLY PART NUMBER OF YOUR TRANSMISSION.

A/N*	MODEL	GROUP	A/N*	MODEL	GROUP
23019849	HT 754CRD	A	23040682	HT 754CRD	A
23019928	HT 754CRD	C	23040701	HT 754CRD	A
23019947	HT 754CRD	A	23040718	HT 750DRD	C
23019948	HT 754CRD	C	23040721	HT 747D	E
23019949	HT 7400	A	23040722	HT 747D	E
23019989	HT 7470	E	23040727	HT 754CRD	C
23019990	HT 7470	E	23040755	HT 754CRD	A
23040190	HT 750DRD	A	23040756	HT 754CRD	A
23040209	HT 7470	E	23040767	HT 754CRD	A
23040217	HT 750DRD DB	A	23040791	HT 740D	A
23040241	HT 7400	A	23040792	HT 7470	E
23040285	HT 740D	A	23040797	HT 747D	E
23040292	HT 754CRD	A	23040798	HT 747D	E
23040420	HT 740D	A	23040804	HT 7400D	A
23040430	HT 7470	E	23040805	HT 740D	A
23040433	HT 7400	A	23040821	HT 750DRD	A
23040436	HT 754CRD	A	23040822	HT 740D	A
23040440	HT 754CRD	A	23040823	HT 7400D	A
23040452	HT 7400	A	23040836	HT 750DRD	A
23040480	HT 754CRD	A	23040840	HT 740D	A
23040550	HT 750DRD	C	23040899	HT 7400	A
23040634	HT 750DRD	A	23040900	HT 7400	A
23040635	HT 7400	A	23040901	HT 7400D	A
23040636	HT 7400	A	23040902	HT 7400	A
23040638	HT 7400D	A	23040928	HT 754CRD	C
23040652	HT 7400	A	23040931	HT 7400	A
23040659	HT 750DRD	A	23040978	HT 750DRD	A
23040665	HT 750DRD	A	23041021	HT 7400	C
23040672	HT 750DRD	C	23041024	HT 750DRD	A
23040673	HT 7400D	A			

* A/N* - ASSEMBLY NUMBER - FOUND ON YOUR TRANSMISSION NAMEPLATE

ALLISON AUTOMATIC TRANSMISSION HT 700 SERIES PARTS CATALOG

NOTES

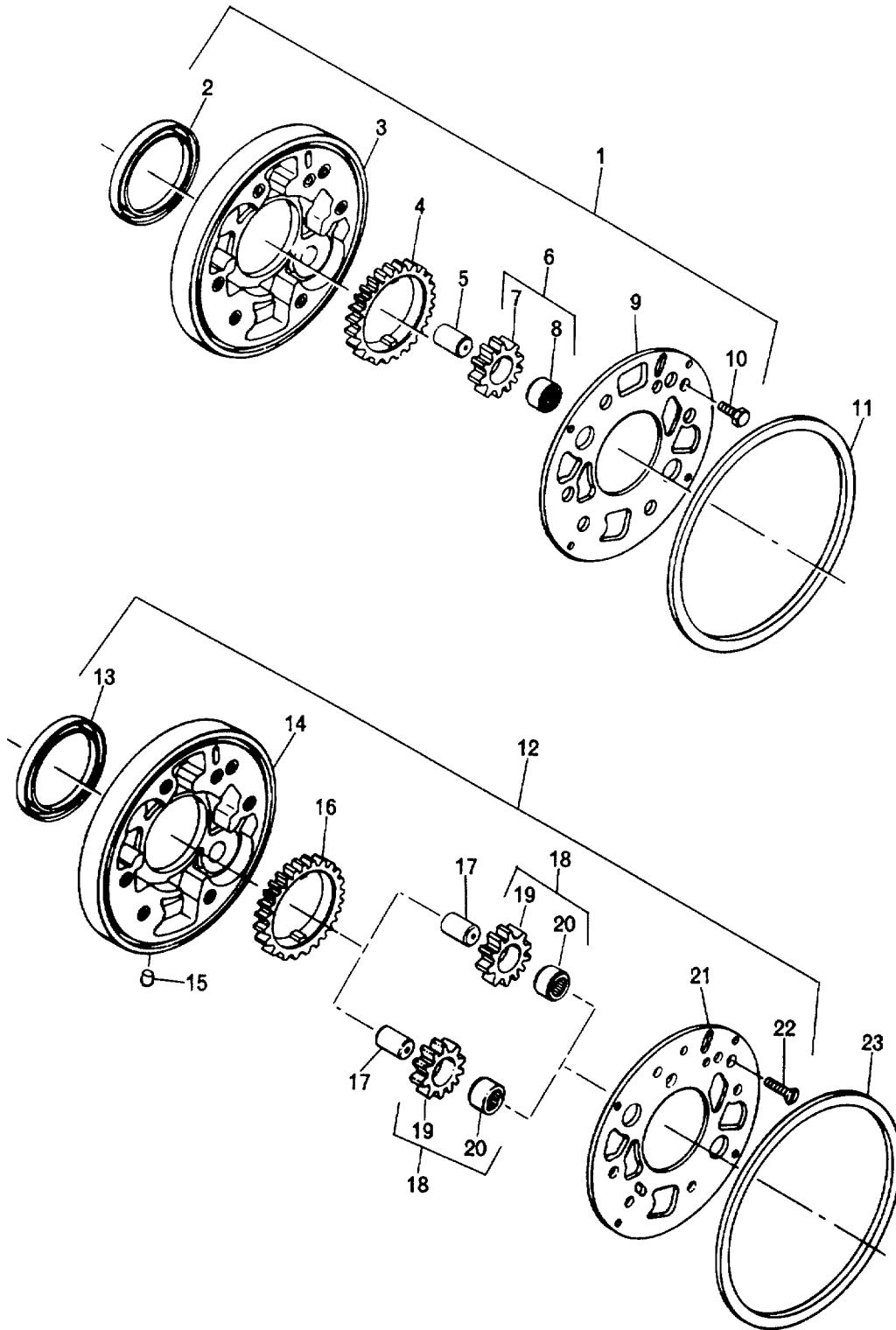


FIG. 5 CHARGING OIL PUMP

REF NO	NOMENCLATURE SPARES FOR UNITS	PART NO	REQ	RECOMMENDED		
				1-25	26-50	51-200
1	PUMP ASSY, OIL, 2 GEAR, WHEN USING 6834749 OIL PUMP ASSY WITH 6837640 PTO GEAR REMOVE 6880819 SEAL	6834749	1	1	2	6
2	SEAL, OIL.....	23016947	1	3	6	15
3	BODY, OIL PUMP	6839665	1	1	2	3
4	GEAR, PUMP DRIVE	6771084	1	1	2	3
5	SHAFT, PUMP DRIVEN GEAR.....	6834888*	1	1	2	3
6	GEAR ASSY, PUMP DRIVEN	6834979	1	1	2	3
7	GEAR, DRIVEN.....	6834976	1	1	2	3
8	BEARING ASSY, ROLLER	23012921	1	3	6	15
9	COVER, PUMP	6834739	1	1	2	3
10	SCREW, FLAT HEAD MACHINE, 1/4 - 20 X 5/8	113989	1	3	6	15
11	RING, SEAL	6837255	1	3	6	18
12-23	NOT USED IN THIS GROUP					

GROUP B

CHARGING OIL PUMP, FIGURE 5

SAME AS GROUP A, EXCEPT FOR PARTS LISTED BELOW

11 NOT USED IN THIS GROUP

GROUP C

CHARGING OIL PUMP, FIGURE 5

SAME AS GROUP A, EXCEPT FOR PARTS LISTED BELOW

1-1	NOT USED IN THIS GROUP					
12	PUMP ASSY, OIL, 3 GEAR, WHEN USING 6838843 OIL PUMP ASSY WITH 6837640 PTO GEAR REMOVE 6880819 SEAL	6838843	1	1	2	6
13	SEAL, OIL.....	23016947	1	3	6	15
14	BODY, OIL PUMP	6834738	1	1	2	3
15	NOT USED IN THIS GROUP					
16	GEAR, PUMP DRIVE	6771084	1	1	2	3
17	SHAFT, PUMP DRIVEN GEAR.....	6834888	2	1	2	3
18	GEAR ASSY, PUMP DRIVEN	6834979	2	1	2	3
19	GEAR, DRIVEN.....	6834976	2	1	2	3
20	BEARING ASSY, ROLLER	23012921	2	3	6	15
21	COVER, PUMP	6838844	1	1	2	3
22	SCREW, FLAT HEAD MACHINE, 1/4 - 20 X 5/8	113989	1	3	6	15
23	RING, SEAL	6837255	1	3	6	15

GROUP D

CHARGING OIL PUMP, FIGURE 5

SAME AS GROUP C, EXCEPT FOR PARTS LISTED BELOW

22 NOT USED IN THIS GROUP

* SERVICED AS AN ASSY - NOT AS A DETAIL PART

GROUP E

CHANGING OIL PUMP, FIGURE 5

SAME AS GROUP A, EXCEPT FOR PARTS LISTED BELOW

REF NO	NOMENCLATURE	PART NO	REQ	RECOMMENDED SPARES FOR UNITS		
				1-25	26-50	51-200
1-1	NOT USED IN THIS GROUP					
12	PUMP ASSY, OIL, 3 GEAR	6880833	1	1	2	6
13	SEAL, OIL.....	23016947	1	3	6	15
14	BODY, OIL PUMP	6880834*	1			
15	PLUG	6880979*	3			
16	GEAR, PUMP DRIVE	6771084	1	1	2	3
17	SHAFT, PUMP DRIVEN GEAR.....	6834888	2	1	2	3
18	GEAR ASSY, PUMP DRIVEN	6834979	2	1	2	3
19	GEAR, DRIVEN.....	6834976	2	1	2	3
20	BEARING ASSY, ROLLER.....	23012921	2	3	6	15
21	COVER, PUMP.....	6838844	1	1	2	3
22	SCREW, FLAT HEAD MACHINE, 1/4-20 X 5/8	113989	1	3	6	15
23	RING, SEAL	6837255	1	3	6	15

* SERVICED AS AN ASSY - NOT AS A DETAIL PART

CONVERTER HOUSING SECTION

TO FIND DETAIL PARTS FOR YOUR ALLISON AUTOMATIC TRANSMISSION, TURN TO
THE GROUP LISTED OPPOSITE THE ASSEMBLY PART NUMBER OF YOUR TRANSMISSION.

A/N*	MODEL	GROUP	A/N*	MODEL	GROUP
6835534	HT 740D	A	6880083	HT 750DRD	A
6838065	HT 740D	A	6880106	HT 740D	A
6838066	HT 740D	A	6880107	HT 740D	A
6838067	HT 740D	A	6880182	HT 750CRD	A
6838075	HT 740D	A	6880243	HT 750DRD	A
6838280	HT 750DRD	A	6880248	HT 750CRD	A
6838282	HT 750CRD	A	6880275	HT 750CRD	A
6838355	HT 750DRD	A	6880284	HT 750DRD	B
6838517	HT 740D	A	6880285	HT 750DRD	B
6838571	HT 740D	A	6880363	HT 750DRD	C
6838683	HT 740D	A	6880364	HT 750DRD	D
6838697	HT 740D	A	6880367	HT 740D	A
6839073	HT 750CRD	A	6880393	HT 750DRD	B
6839074	HT 750CRD	A	6880396	HT 750CRD	A
6839246	HT 750CRD	A	6880408	HT 740D	A
6839411	HT 750CRD	A	6880409	HT 740D	A
6839412	HT 740D	A	6880411	HT 750DRD	A
6839439	HT 740D	A	6880435	HT 740D	A
6839440	HT 740D	A	6880447	HT 750CRD	A
6839441	HT 750CRD	A	6880475	HT 750DRD	A
6839474	HT 750DRD	A	6880485	HT 750CRD	A
6839475	HT 750DRD	A	6880587	HT 740D	A
6839498	HT 750CRD	A	6880688	HT 750CRD	A
6839500	HT 750DRD	A	6880712	HT 750CRD	A
6839518	HT 750CRD	A	6880722	HT 750CRD	A
6839519	HT 740D	A	6880723	HT 740D	A
6839520	HT 740D	A	6880738	HT 750CRD	A
6839568	HT 740D	A	6880739	HT 750CRD	C
6839590	HT 750CRD	A	6880740	HT 750CRD	C
6839596	HT 750DRD	A	6880748	HT 750DRD	A
6839623	HT 750DRD	A	6880803	HT 750DRD	A
6839668	HT 750DRD	A	6880825	HT 740D	A
6839669	HT 750DRD	A	6880865	HT 740D	A
6839670	HT 750DRD	A	6880871	HT 750CRD	C
6839674	HT 740D	A	6880910	HT 750CRD	C
6839750	HT 750CRD	A	6880919	HT 750CRD	A
6839823	HT 750CRD	A	6880920	HT 750DRD	A
6839824	HT 740D	A	6880930	HT 750DRD	A
6839906	HT 740D	A	6880968	HT 750DRD	E
6839922	HT 750DRD	A	6880969	HT 750CRD	A
6839923	HT 750DRD	A	6880970	HT 740D	C
6839924	HT 750DRD	A	6881023	HT 740D	A
6839932	HT 750CRD	A	6881054	HT 740D	B
6839933	HT 750DRD	A	6881055	HT 740D	B
6839993	HT 740D	A	6881059	HT 740D	A
6880041	HT 750CRD	A	6881120	HT 750CRD	A
6880042	HT 750DRD	A	6881140	HT 740D	A
6880046	HT 740D	A	6881151	HT 750CRD	A
6880047	HT 750CRD	A	6881156	HT 750DRD	A
6880081	HT 750CRD	A	6881166	HT 740D	A

CONTINUED ON NEXT PAGE

* A/N* - ASSEMBLY NUMBER - FOUND ON YOUR TRANSMISSION NAMEPLATE

ALLISON AUTOMATIC TRANSMISSION HT 700 SERIES PARTS CATALOG
 CONVERTER HOUSING SECTION

6-1.2

TO FIND DETAIL PARTS FOR YOUR ALLISON AUTOMATIC TRANSMISSION, TURN TO
 THE GROUP LISTED OPPOSITE THE ASSEMBLY PART NUMBER OF YOUR TRANSMISSION.

A/N*	MODEL	GROUP	A/N*	MODEL	GROUP
6881167	HT 750CRD	A	6881312	HT 750DRD	A
6881168	HT 750CRD	A	6881313	HT 750DRD	A
6881169	HT 750CRD	A	6881314	HT 750DRD	A
6881191	HT 740D	A	6881315	HT 750DRD	A
6881192	HT 750DRD	A	6881316	HT 750DRD	A
6881193	HT 740D	A	6881317	HT 750DRD	A
6881194	HT 740D	A	6881318	HT 750DRD	A
6881195	HT 740D	A	6881319	HT 750DRD	A
6881196	HT 740D	A	6881320	HT 750DRD	A
6881197	HT 750CRD	A	6881321	HT 750DRD	A
6881198	HT 740D	A	6881322	HT 740D	A
6881199	HT 740D	A	** 68813228	HT 740D	A
6881200	HT 740D	A	6881323	HT 740D	A
6881201	HT 740D	A	** 68813238B	HT 740D	A
6881202	HT 750CRD	A	6881324	HT 740D	A
6881203	HT 750CRD	A	** 68813248B	HT 740D	A
6881204	HT 750CRD	A	6881325	HT 740D	A
6881205	HT 750CRD	A	** 68813258	HT 740D	A
6881213	HT 740D	A	6881326	HT 740D	A
6881263	HT 740D	A	6881327	HT 740D	A
6881266	HT 740D	A	6881328	HT 740D	A
6881267	HT 750DRD	A	6881329	HT 740D	A
6881268	HT 750DRD	A	6881330	HT 740D	A
6881288	HT 740D	A	6881331	HT 740D	A
6881289	HT 740D	A	6881332	HT 740D	A
6881292	HT 750CRD	A	6881333	HT 740D	A
** 68812928	HT 750CRD	A	6881334	HT 740D	A
6881293	HT 750CRD	A	6881335	HT 740D	A
6881294	HT 750CRD	A	** 6881335B	HT 740D	A
6881295	HT 750CRD	A	6881336	HT 740D	A
** 6881295B	HT 750CRD	A	6881337	HT 740D	A
6881296	HT 750CRD	A	6881338	HT 740D	A
** 68812968	HT 750CRD	A	6881339	HT 750DRD	C
6881297	HT 750CRD	A	6881340	HT 750DRD	D
** 6881297B	HT 750CRD	A	6881341	HT 750DRD	B
6881299	HT 750CRD	A	6881342	HT 750DRD	B
6881300	HT 750CRD	A	6881343	HT 750DRD	B
6881301	HT 750CRD	A	6881344	HT 750CRD	C
6881302	HT 750CRD	A	6881345	HT 750CRD	C
** 68813028	HT 750CRD	A	6881346	HT 750CRD	C
6881303	HT 750CRD	A	6881347	HT 750CRD	C
** 68813038	HT 750CRD	A	6881348	HT 740D	C
6881304	HT 750CRD	A	6881349	HT 740D	B
6881305	HT 750CRD	A	6881350	HT 740D	B
6881306	HT 750CRD	A	** 68813508	HT 740D	B
6881307	HT 750DRD	A	6881351	HT 740D	A
6881308	HT 750DRD	A	** 68813518	HT 740D	A
6881309	HT 750DRD	A	6881361	HT 750DRD	C
6881310	HT 750DRD	A	6881408	HT 750CRD	A
6881311	HT 750DRD	A	6881419	HT 740D	A

CONTINUED ON NEXT PAGE

* A/N* - ASSEMBLY NUMBER - FOUND ON YOUR TRANSMISSION NAMEPLATE

** SEE SPI 15TR75

CONVERTER HOUSING SECTION

TO FIND DETAIL PARTS FOR YOUR ALLISON AUTOMATIC TRANSMISSION, TURN TO THE GROUP LISTED OPPOSITE THE ASSEMBLY PART NUMBER OF YOUR TRANSMISSION.

A/N*	MODEL	GROUP	A/N*	MODEL	GROUP
** 6881419	HT 740D	A	6882086	HT 740D	A
6881420	HT 740D	A	** 68820868	HT 740D	A
6881421	HT 750DRD	A	6882087	HT 740D	A
6881430	HT 740D	B	** 68820878	HT 740D	A
6881431	HT 740D	B	6882088	HT 740D	B
6881437	HT 740D	C	** 68820888	HT 740D	B
6881445	HT 750DRD	C	6882089	HT 740D	B
6881447	HT 750DRD	C	** 68820898	HT 740D	B
6881448	HT 750DRD	C	6882090	HT 740D	C
6881449	HT 750CRD	B	** 68820908	HT 740D	C
6881452	HT 740D	A	6882094	HT 750CRD	B
6881453	HT 750CRD	C	6882104	HT 740D	A
6881531	HT 740D	E	** 68821048	HT 740D	A
6881532	HT 750DRD	D	6882159	HT 750CRD	B
6881548	HT 750DRD	A	6882161	HT 750DRD	B
6881655	HT 740D	A	6882163	HT 740D	A
6881707	HT 740D	A	6882164	HT 740D	A
6881708	HT 740D	A	6882165	HT 740D	A
6881709	HT 740D	A	6882166	HT 740D	A
6881710	HT 740D	A	6882167	HT 740D	A
6881711	HT 740D	B	6882168	HT 740D	A
6881712	HT 740D	A	6882169	HT 740D	A
6881713	HT 740D	A	6882170	HT 740D	B
6881714	HT 740D	A	68821.71	HT 740D	A
6881849	HT 740D	C	6882172	HT 740D	A
** 68818498	HT 740D	C	6882173	HT 740D	A
6881864	HT 750DRD	C	6882174	HT 740D	A
6881865	HT 750DRD	C	6882175	HT 740D	A
6881872	HT 750DRD	C	6882176	HT 740D	A
6881873	HT 750DRD	A	6882177	HT 740D	C
6881880	HT 750DRD	B	6882178	HT 740D	A
6881890	HT 750CRD	C	6882179	HT 750ORD	A
6881949	HT 740D	A	6882180	HT 750CRD	A
6881950	HT 750DRD	C	6882181	HT 750CRD	A
6881951	HT 750DRD	C	6882182	HT 750CRD	A
6881957	HT 740D	B	6882183	HT 750CRD	A
6882070	HT 740D	C	6882184	HT 750CRD	A
** 68820708	HT 740D	C	6882185	HT 750CRD	A
6882080	HT 740D	A	6882186	HT 750CRD	C
** 68820808	HT 740D	A	6882187	HT 750CRD	A
6882081	HT 740D	A	6882188	HT 750CRD	A
** 68820818	HT 740D	A	6882189	HT 750CRD	A
6882082	HT 740D	A	6882190	HT 740D	C
** 68820828	HT 740D	A	6882259	HT 750DRD	B
6882083	HT 740D	A	6882268	HT 740D	A
** 68820838	HT 740D	A	6882270	HT 740D	C
6882084	HT 740D	A	6882271	HT 740D	G
** 68820848	HT 740D	A	6882272	HT 740D	A
6882085	HT 740D	A	6882273	HT 740D	A
** 68820858	HT 740D	A	6882274	HT 740D	A

CONTINUED ON NEXT PAGE

* A/N* - ASSEMBLY NUMBER - FOUND ON YOUR TRANSMISSION NAMEPLATE

** SEE SPI 15TR75

CONVERTER HOUSING SECTION

TO FIND DETAIL PARTS FOR YOUR ALLISON AUTOMATIC TRANSMISSION, TURN TO
THE GROUP LISTED OPPOSITE THE ASSEMBLY PART NUMBER OF YOUR TRANSMISSION.

A/N*	MODEL	GROUP	A/N*	MODEL	GROUP
6882275	HT 740D	A	6882449	HT 740D	A
6882276	HT 750CRD	A	6882450	HT 740D	A
6882277	HT 750CRD	A	6882451	HT 740D	A
6882278	HT 750CRD	A	6882452	HT 740D	F
6882279	HT 750CRD	A	6882453	HT 740D	F
6882280	HT 750CRD	A	6882454	HT 740D	C
6882281	HT 750CRD	A	6882455	HT 750CRD	F
6882298	HT 750DRD	B	6882456	HT 750CRD	F
6882329	HT 750CRD	B	6882457	HT 750CRD	A
6882340	HT 750CRD	C	6882458	HT 750CRD	A
6882341	HT 750DRD	C	6882459	HT 750CRD	A
6882346	HT 740D	A	6882460	HT 750CRD	A
6882411	HT 740D	A	6882461	HT 750CRD	A
6882412	HT 740D	A	6882462	HT 750CRD	A
6882413	HT 740D	A	6882463	HT 750CRD	F
6882414	HT 740D	C	6882464	HT 750CRD	A
6882415	HT 740D	C	6882465	HT 750CRD	A
6882416	HT 740D	A	6882466	HT 750CRD	A
6882417	HT 740D	A	6882467	HT 750CRD	A
6882418	HT 740D	A	6882468	HT 750CRD	A
6882419	HT 740D	A	6882469	HT 750CRD	A
6882420	HT 740D	A	6882470	HT 750CRD	A
6882421	HT 740D	A	6882471	HT 750CRD	A
6882422	HT 740D	A	6882472	HT 750CRD	C
6882423	HT 740D	A	6882473	HT 750CRD	C
6882424	HT 740D	A	6882474	HT 750CRD	C
6882425	HT 740D	A	6882475	HT 750CRD	C
6882426	HT 740D	F	6882476	HT 750CRD	C
6882427	HT 740D	A	6882477	HT 750DRD	H
6882428	HT 740D	A	6882478	HT 750DRD	H
6882429	HT 740D	A	6882479	HT 750DRD	H
6882430	HT 740D	C	6882480	HT 750DRD	H
6882431	HT 740D	A	6882481	HT 750DRD	H
6882432	HT 740D	C	6882482	HT 750DRD	H
6882433	HT 740D	C	6882483	HT 750DRD	H
6882434	HT 740D	F	6882484	HT 750DRD	H
6882435	HT 740D	A	6882485	HT 750DRD	H
6882436	HT 740D	A	6882486	HT 750DRD	H
6882437	HT 740D	A	6882487	HT 750DRD	C
6882438	HT 740D	A	6882488	HT 750DRD	H
6882439	HT 740D	A	6882489	HT 750DRD	J
6882440	HT 740D	F	6882490	HT 750DRD	J
6882441	HT 740D	G	6882491	HT 750DRD	J
6882442	HT 740D	A	6882492	HT 750DRD	C
6882443	HT 740D	F	6882493	HT 750DRD	C
6882444	HT 740D	A	6882494	HT 750DRD	G
6882445	HT 740D	A	6882495	HT 750DRD	J
6882446	HT 740D	A	6882496	HT 750DRD	J
6882447	HT 740D	A	6882497	HT 750DRD	H
6882448	HT 740D	A	6882498	HT 750DRD	H

CONTINUED ON NEXT PAGE

* A/N* - ASSEMBLY NUMBER - FOUND ON YOUR TRANSMISSION NAMEPLATE

CONVERTER HOUSING SECTION

TO FIND DETAIL PARTS FOR YOUR ALLISON AUTOMATIC TRANSMISSION, TURN TO THE GROUP LISTED OPPOSITE THE ASSEMBLY PART NUMBER OF YOUR TRANSMISSION.

A/N*	MODEL	GROUP	A/N*	MODEL	GROUP
6882499	HT 750DRD	H	6883329	HT 750CRD	A
6882500	HT 750DRD	H	6883334	HT 740FS	A
6882501	HT 750DRD	H	6883452	HT 740D	C
6882502	HT 750DRD	H	6883462	HT 740D	G
6882503	HT 750DRD	C	6883463	HT 750DRD	H
6882504	HT 750DRD	C	6883509	HT 7500DRD	C
6882547	HT 750DRD	C	6883510	HT 750DRD	H
6882568	HT 750CRD	A	6883526	HT 740D	A
6882570	HT 750DRD	A	6883535	HT 750DRD	C
6882571	HT 740D	B	6883583	HT 740D	A
6882582	HT 750DRD	C	6883597	HT 750DRD	C
6882585	HT 740D	B	6883624	HT 750DRD	J
6882590	HT 740D	A	6883626	HT 750CRD	C
6882597	HT 740D	B	6883646	HT 750DRD	C
6882626	HT 740D	A	6883652	HT 740D	F
6882647	HT 740D	G	6883653	HT 750CRD	C
6882695	HT 750DRD	H	6883654	HT 750CRD	C
6882704	HT 740D	A	6883664	HT 750CRD	C
6882705	HT 740D	A	6883679	HT 740D	A
6882706	HT 740D	A	6883692	HT 740D	A
6882726	HT 740D	A	6883699	HT 750DRD	H
6882744	HT 740FS	A	6883700	HT 750DRD	A
6883024	HT 750CD	A	6883706	HT 740FS	F
6883043	HT 750CRD	C	6883722	HT 740D	A
6883073	HT 740D	C	6883793	HT 740D	A
6883075	HT 740D	F	6883806	HT 740D	A
6883077	HT 750RD	C	6883807	HT 750CRD	A
6883095	HT 740D	A	6883822	HT 750DRD	H
6883122	HT 750CRD	C	6883859	HT 750DRD	C
6883124	HT 750DRD	C	6883869	HT 740D	C
6883154	HT 750DRD	C	6883870	HT 740D	C
6883170	HT 750DRD	H	6883890	HT 740D	A
6883188	HT 750DRD	C	6883895	HT 740D	A
6883191	HT 740D	A	6883897	HT 740D	A
6883222	HT 740D	A	6883907	HT 750CRD	C
6883231	HT 740D	F	6883911	HT 750CRD	C
6883232	HT 740D	F	6883912	HT 740D	A
6883233	HT 740D	A	6883913	HT 750DRD	C
6883234	HT 740D	F	6883933	HT 740D	F
6883235	HT 740D	A	6883934	HT 750CRD	A
6883237	HT 740D	C	6883952	HT 750DRD	C
6883240	HT 740FS	A	6883953	HT 750DRD	H
6883243	HT 740FS	A	6883972	HT 750CRD	A
6883244	HT 740FS	C	6883973	HT 750CRD	C
6883245	HT 740FS	A	6883975	HT 750CRD	C
6883246	HT 740FS	C	6883976	HT 740FS	A
6883260	HT 750DRD	H	6883994	HT 740D	C
6883302	HT 740D	A	6884007	HT 750DRD	H
6883315	HT 740D	A	6884077	HT 740D	F
6883316	HT 750CRD	A	6884091	HT 750CRD	A

CONTINUED ON NEXT PAGE

* A/N* - ASSEMBLY NUMBER - FOUND ON YOUR TRANSMISSION NAMEPLATE

CONVERTER HOUSING SECTION

TO FIND DETAIL PARTS FOR YOUR ALLISON AUTOMATIC TRANSMISSION, TURN TO THE GROUP LISTED OPPOSITE THE ASSEMBLY PART NUMBER OF YOUR TRANSMISSION.

A/N*	MODEL	GROUP	A/N*	MODEL	GROUP
6884119	HT 750CRD	A	6884539	HT 740D	A
6884123	HT 750CRD	A	6884540	HT 740D	A
6884124	HT 750CRD	A	6884541	HT 750CRD	A
6884125	HT 750CRD	F	6884542	HT 750CRD	A
6884194	HT 750CRD	A	6884543	HT 750CRD	C
6884195	HT 750CRD	A	6884544	HT 750CRD	C
6884257	HT 750DRD	J	6884545	HT 750CRD	C
6884267	HT 750CRD	G	6884546	HT 750CRD	C
6884268	HT 740D	A	6884547	HT 750CRD	C
6884288	HT 750DRD	H	6884548	HT 750CRD	A
6884449	HT 740D	C	6884549	HT 750CRD	A
6884452	HT 750CRD	C	6884550	HT 750CRD	A
6884453	HT 750CRD	C	6884551	HT 750CRD	G
6884454	HT 750DRD	H	6884552	HT 750CRD	A
6884456	HT 740D	G	6884553	HT 750DRD	H
6884458	HT 740D	A	6884554	HT 750DRD	H
6884459	HT 750DRD	C	6884555	HT 750DRD	H
6884460	HT 750DRD	C	6884556	HT 750DRD	H
6884475	HT 740D	A	6884557	HT 750DRD	H
6884476	HT 750CRD	A	6884558	HT 750DRD	C
6884477	HT 750DRD	H	6884559	HT 750DRD	J
6884484	HT 750DRD	J	6884560	HT 750DRD	J
6884509	HT 750DRD	H	6884561	HT 750DRD	C
6884510	HT 750DRD	J	6884562	HT 750DRD	G
6884511	HT 750CRD	A	6884563	HT 750DRD	J
6884512	HT 750CRD	A	6884564	HT 750DRD	H
6884513	HT 740D	A	6884565	HT 750DRD	H
6884514	HT 740D	A	6884566	HT 750DRD	H
6884515	HT 740D	A	6884567	HT 750DRD	C
6884516	HT 740D	A	6884568	HT 750DRD	H
6884517	HT 740D	C	6884569	HT 750DRD	C
6884518	HT 740D	A	6884571	HT 750DRD	H
6884519	HT 740D	C	6884572	HT 750DRD	H
6884520	HT 740D	A	6884573	HT 750DRD	C
6884521	HT 740D	F	6884574	HT 750DRD	H
6884522	HT 740D	A	6884575	HT 750DRD	C
6884523	HT 740D	A	6884591	HT 750CRD	A
6884524	HT 740D	C	6884685	HT 740D	A
6884525	HT 740D	A	6884686	HT 750DRD	H
6884526	HT 740D	A	6884687	HT 750DRD	H
6884527	HT 740D	A	6884695	HT 750DRD	J
6884528	HT 740D	A	6884696	HT 740D	A
6884529	HT 740D	A	6884697	HT 750CRD	F
6884530	HT 740D	A	6884698	HT 740D	A
6884533	HT 740FS	A	6884699	HT 740D	A
6884534	HT 740FS	C	6884726	HT 750DRD	J
6884535	HT 740D	A	6884729	HT 740D	F
6884536	HT 740D	A	6884796	HT 750DRD	H
6884537	HT 740D	A	6885200	HT 750DRD	G
6884538	HT 740D	A	6885201	HT 750CRD	C

CONTINUED ON NEXT PAGE

* A/N* - ASSEMBLY NUMBER - FOUND ON YOUR TRANSMISSION NAMEPLATE

CONVERTER HOUSING SECTION

TO FIND DETAIL PARTS FOR YOUR ALLISON AUTOMATIC TRANSMISSION, TURN TO THE GROUP LISTED OPPOSITE THE ASSEMBLY PART NUMBER OF YOUR TRANSMISSION.

A/N*	MODEL	GROUP	A/N*	MODEL	GROUP
6885208	HT 740D	A	6885338	HT 750DRD	J
6885209	HT 750DRD	C	6885344	HT 750CRD	A
6885214	HT 750DRD	C	6885345	HT 740D	A
6885237	HT 750DRD	G	6885356	HT 740D	A
6885238	HT 750DRD	H	6885363	HT 740D	A
6885240	HT 750DRD	G	6885367	HT 740D	A
6885241	HT 740D	A	6885368	HT 740D	A
6885242	HT 740D	A	6885369	HT 750DRD	K
6885243	HT 740FS	C	6885371	HT 740D	F
6885248	HT 750CRD	A	6885372	HT 754CRD	A
6885249	HT 750DRD	C	6885373	HT 740D	C
6885260	HT 750DRD	J	6885376	HT 750DRD	J
6885261	HT 740D	A	6885377	HT 750DRD	C
6885262	HT 740D	A	6885379	HT 750DRD	J
6885263	HT 750DRD	C	6885380	HT 750DRD	H
6885264	HT 750DRD	C	6885381	HT 750DRD	H
6885265	HT 750CRD	A	6885382	HT 750DRD	H
6885266	HT 750CRD	A	6885383	HT 750DRD	H
6885270	HT 750DRD	C	6885384	HT 740D	C
6885273	HT 754CRD	C	6885385	HT 740D	C
6885274	HT 750DRD	J	6885386	HT 7403	C
6885275	HT 740D	C	6885398	HT 750DRD	J
6885276	HT 750CRD	A	6885399	HT 740D	A
6885277	HT 740D	F	6885409	HT 750DRD	H
6885278	HT 740D	A	6885416	HT 750CRD	G
6885279	HT 750CRD	C	6885417	HT 740D	C
6885285	HT 740D	A	6885424	HT 750DRD	J
6885286	HT 740D	A	6885425	HT 750DRD	H
6885287	HT 740D	F	6885426	HT 754CRD	A
6885288	HT 740D	F	6885459	HT 754CRD	G
6885289	HT 740D	F	6885464	HT 750CRD	C
6885295	HT 750DRD	H	6885491	HT 740D	A
6885296	HT 750CRD	A	6885493	HT 750DRD	H
6885297	HT 750CRD	F	6885511	HT 750CRD	C
6885298	HT 740D	A	6885512	HT 740D	F
6885299	HT 740D	C	6885513	HT 740D	G
6885300	HT 740D	F	6885514	HT 740D	C
6885301	HT 740D	A	6885516	HT 754CRD	A
6885312	HT 750DRD	C	6885517	HT 754CRD	C
6885313	HT 750DRD	C	6885524	HT 740D	A
6885322	HT 740D	A	6885532	HT 740D	A
6885323	HT 750CRD	F	6885537	HT 740D	A
6885324	HT 750DRD	C	6885542	HT 754CRD	C
6885326	HT 740D	A	6885543	HT 740D	F
6885329	HT 740D	A	6885544	HT 740D	C
6885333	HT 740FS	A	6885545	HT 740D	C
6885334	HT 750DRD	G	6885551	HT 740D	A
6885335	HT 750DRD	G	6885552	HT 740D	A
6885336	HT 750DRD	J	6885553	HT 740D	A
6885337	HT 750DRD	H	6885554	HT 740D	A

CONTINUED ON NEXT PAGE

- A/N* - ASSEMBLY NUMBER - FOUND ON YOUR TRANSMISSION NAMEPLATE

CONVERTER HOUSING SECTION

TO FIND DETAIL PARTS FOR YOUR ALLISON AUTOMATIC TRANSMISSION, TURN TO THE GROUP LISTED OPPOSITE THE ASSEMBLY PART NUMBER OF YOUR TRANSMISSION.

A/N*	MODEL	GROUP	A/N*	MODEL	GRO
6885555	HT 740D	A	6885613	HT 750DRD	J
6885556	HT 740D	A	6885614	HT 750DRD	J
6885557	HT 740D	F	6885615	HT 750DRD	C
6885558	HT 740D	F	6885616	HT 740D	C
6885559	HT 740FS	A	6885617	HT 740D	C
6885560	HT 750DRD	H	6885648	HT 750DRD	J
6885561	HT 750DRD	H	6885649	HT 740D	A
6885562	HT 750DRD	J	6885650	HT 754CRD	A
6885563	HT 754CRD	C	6885652	HT 750DRD	C
6885564	HT 754CRD	A	6885681	HT 740D	C
6885565	HT 740D	F	6885682	HT 750CRD	F
6885566	HT 740D	F	23010727	HT 740D	A
6885573	HT 750CRD	A	23010728	HT 750DRD	C
6885576	HT 740D	A	23010777	HT 750CRD	D
6885577	HT 740D	F	23010781	HT 750DRD	C
6885578	HT 740D	A	23010783	HT 750CRD	F
6885579	HT 740D	A	23010786	HT 750CRD	B
6885580	HT 740D	A	23010788	HT 740D	C
6885581	HT 740FS	C	23010789	HT 750DRD	G
6885582	HT 740D	A	23010790	HT 750CRD	A
6885583	HT 740D	A	23010791	HT 740D	A
6885584	HT 740D	A	23010798	HT 750CRD	F
6885585	HT 740D	A	23010801	HT 740D	C
6885586	HT 740D	A	23010802	HT 750DRD	C
6885587	HT 740D	A	23010803	HT 750DRD DB	G
6885588	HT 740D	A	23010813	HT 740D	C
6885589	HT 740D	A	23010832	HT 750DRD DB	G
6885590	HT 754CRD	C	23010833	HT 750DRD DB	J
6885591	HT 754CRD	C	23010835	HT 740D	C
6885592	HT 754CRD	C	23010837	HT 754CRD	C
6885593	HT 754CRD	A	23010842	HT 750DRD DB	J
6885594	HT 754CRD	A	23010844	HT 740D	A
6885595	HT 754CRD	A	23010845	HT 740D	A
6885596	HT 754CRD	A	23010846	HT 750DRD	C
6885597	HT 750DRD	H	23010863	HT 740D	A
6885598	HT 750DRD	H	23010864	HT 754CRD	A
6885599	HT 750DRD	H	23010865	HT 750DRD DB	J
6885600	HT 750DRD	H	23010867	HT 750DRD	L
6885601	HT 750DRD	J	23010870	HT 750DRD	J
6885602	HT 750DRD	C	23010873	HT 740D	A
6885603	HT 750DRD	G	23010874	HT 740FS	C
6885604	HT 750DRD	H	23010875	HT 740D	F
6885605	HT 750DRD	H	23010876	HT 740D	A
6885606	HT 750DRD	H	23010877	HT 754CRD	A
6885607	HT 750DRD	H	23010878	HT 754CRD	A
6885608	HT 750DRD	C	23010879	HT 750DRD	H
6885609	HT 750DRD	C	23010880	HT 750DRD	C
6885610	HT 750DRD	J	23010881	HT 740D	A
6885611	HT 750DRD	C	23010882	HT 740D	A
6885612	HT 750DRD	G	23010883	HT 754CRD	A

CONTINUED ON NEXT PAGE

- A/N* - ASSEMBLY NUMBER - FOUND ON YOUR TRANSMISSION NAMEPLATE

CONVERTER HOUSING SECTION

TO FIND DETAIL PARTS FOR YOUR ALLISON AUTOMATIC TRANSMISSION, TURN TO THE GROUP LISTED OPPOSITE THE ASSEMBLY PART NUMBER OF YOUR TRANSMISSION.

A/N*	MODEL	GROUP	A/N*	MODEL	GROUP
23010884	HT 754CRD	C	23011407	HT 740D	C
23010885	HT 750DRD	C	23011412	HT 750DRD	H
23010886	HT 750DRD	J	23011413	HT 740D	F
23010887	HT 754CRD	A	23011427	HT 750DRD	J
23010888	HT 750DRD	H	23011428	HT 750DRD	J
23010889	HT 754CRD	C	23011430	HT 754CRD	A
23010891	HT 740D	C	23011432	HT 754CRD	A
23010892	HT 740D	C	23011434	HT 750DRD	J
23010898	HT 750DRD	J	23011435	HT 750DRD	C
23010899	HT 750DRD	J	23011438	HT 750DRD	G
23010901	HT 740D	F	23011447	HT 750DRD	C
23010902	HT 740D	C	23011459	HT 754CRD	G
23010905	HT 750DRD	H	23011469	HT 740D	F
23010906	HT 750DRD	C	23011495	HT 740D	C
23010918	HT 740D	F	23011506	HT 754CRD	C
23010919	HT 740D	F	23011508	HT 754CRD	A
23010920	HT 740D	C	23011509	HT 750DRD	H
23010921	HT 750CRD	A	23011510	HT 750DRD	C
23010922	HT 754CRD	A	23011519	HT 740D	A
23010923	HT 750DRD	C	23011532	HT 754CRD	G
23010935	HT 750DRD	G	23011544	HT 740D	A
23010936	HT 740D	A	23011556	HT 740D	F
23010937	Ht 754CRD	A	23011557	HT 740D	A
23010938	HT 754CRD	C	23011566	HT 750DRD	J
23010939	HT 754CRD	F	23011567	HT 750DRD DB	H
23010940	HT 754CRD	G	23011569	HT 754CRD	G
23010958	HT 750DRD	J	23011573	HT 754CRD	F
23010963	HT 740D	A	23011587	HT 754CRD	F
23010965	HT 750DRD	C	23011588	HT 750DRD	A
23010966	HT 750DRD	H	23011589	HT 750DRD	A
23010967	HT 750DRD	H	23011591	HT 740D	F
23010968	HT 750DRD	H	23011592	HT 754CRD	C
23010969	HT 740D	C	23011850	HT 750DRD	C
23010975	HT 740D	C	23011852	HT 740D	C
23010976	HT 750DRD	H	23012022	HT 750DRD DB	J
23010977	HT 750DRD	C	23012050	HT 750DRD DB	J
23010989	HT 740D	C	23012053	HT 740D	A
23011306	HT 750DRD	H	23012069	HT 754CRD	C
23011309	HT 750DRD	H	23012087	HT 754CRD	F
23011334	HT 754CRD	A	23012088	HT 740D	C
23011335	HT 750DRD	J	23012095	HT 750DRD	G
23011338	HT 740D	A	23012096	HT 750DRD DB	G
23011341	HT 750DRD	H	23012097	HT 750DRD D8	G
23011343	HT 740D	C	23012098	HT 750DRD DB	J
23011349	HT 740D	A	23012099	HT 750DRD DB	J
23011389	HT 754CRD	A	23012110	HT 750DRD	J
23011391	HT 740D	A	23012114	HT 740D	A
23011394	HT 750DRD	H	23012135	HT 740D	A
23011396	HT 750DR1	O	23012139	HT 750DRD	C
23011405	HT 750DRD	H	23012140	HT 740D	A

CONTINUED ON NEXT PAGE

- A/N* - ASSEMBLY NUMBER - FOUND ON YOUR TRANSMISSION NAMEPLATE

CONVERTER HOUSING SECTION

TO FIND DETAIL PARTS FOR YOUR ALLISON AUTOMATIC TRANSMISSION, TURN TO THE GROUP LISTED OPPOSITE THE ASSEMBLY P,4RT NUMBER OF YOUR TRANSMISSION.

A/N*	MODEL	GROUP	A/N*	MODEL	GROUP
23012141	HT 754CRD	A	23012756	HT 740D	C
23012171	HT 754CRD	F	23012757	HI 754CRD	A
23012172	HT 754CRD	A	23012767	HT 740D	F
23012193	HT 754CRD	A	23012768	HT 754CRD	F
23012200	HT 754CRD	C	23012770	HT 740D	F
23012214	HT 740D	A	23014331	HT 740D	C
23012215	HT 740D	F	23014332	HT 7470	C
23012220	HT 754CRD	A	23014333	HT 750DRD	H
23012246	HT 750DRD	H	23014334	HT 754CRD	C
23012256	H1 750DRD D8	A	23014344	HT 750DRD	J
23012259	HT 750DRD	H	23014345	HT 754CRD	C
23012315	HT 754CRD	C	23014424	HT 750DRD DB	H
23012316	HT 754CRD	G	23014435	HT 740D	C
23012321	HT 740D	A	23014436	HT 754CRD	C
23012322	HT 740D	F	23014445	HT 750DRD	J
23012326	HT 747D	C	23014463	HT 750DRD	H
23012327	HT 740D	A	23014475	HT 754CRD	A
23012363	HT 750DRD	J	23014476	HT 754CRD	A
23012364	HT 750DRD	H	23014477	HT 740D	A
23012381	HT 754CRD	A	23014478	HT 740D	A
23012419	HT 740D	G	23014492	HT 754CRD	A
23012420	HT 740D	F	23014498	HT 740D	A
23012421	HT 750DRD	H	23014499	HT 750DRD	C
23012422	HT 740D	A	23014500	HT 74CRD	A
23012427	HT 750DRD	H	23014502	HT 750DRD	C
23012436	HT 740D	A	23014505	HT 750DRD	H
23012449	HT 740D	C	23014508	HT 750DRD	J
23012450	HT 750DRD	C	23014526	HT 750DRD	H
23012471	HT 747D	C	23014529	HT 740D	A
23012474	HT 740D	F	23014530	HT 750DRD	H
23012475	HT 747D	C	23014539	HT 740D	A
23012476	HT 740D	A	23014541	HT 750DRD	.
H					
23012503	HT 754CRD	A	23014545	HT 754CRD	C
23012504	HT 750DRD	H	23014553	HT 740D	A
23012505	HT 740D	C	23014555	HT 740D	A
23012589	HT 750DRD	H	230145B7	HT 754CRD	M
23012590	HT 750DRD	C	230145BB	HT 754CRD	M
23012591	HT 740D	C	23014643	HT 754CRD	A
23012594	HT 740D	A	23014645	HT 740D	A
23012595	HT 750DRD DE'	H	23014654	HT 750DRD	C
23012649	HT 740D	C	23014658	HT 740D	N
23012684	HT 750DRD	H	23014661	HT 750DRD	H
23012690	HT 754CRD	C	23014670	HT 750DRD	H
23012691	HT 740D	F	230146B4	HT 754CRD	F
23012698	HT 750DRD	H	23014691	HT 754CRD	A
23012699	HT 750DRD	C	23014700	HT 754CRD	A
23012700	HT 750DRD	H	23014913	HT 750DRD	C
23012703	HT 740D	C	23014929	HT 750DRD	A
23012704	HT 740D	F	23014937	HT 747D	P
23012745	HT 750DRD	J	23014941	HT 747D	P

CONTINUED ON NEXT PAGE

- A/N* - ASSEMBLY NUMBER - FOUND ON YOUR TRANSMISSION NAMEPLATE

CONVERTER HOUSING SECTION

TO FIND DETAIL PARTS FOR YOUR ALLISON AUTOMATIC TRANSMISSION, TURN TO THE GROUP LISTED OPPOSITE THE ASSEMBLY PART NUMBER OF YOUR TRANSMISSION.

A/N*	MODEL	GROUP	A/N'	MODEL	GROUP
23014964	HT 747D	C	23019204	HT 740D	A
23014983	HT 754CRD	C	23019252	HT 740D	F
23014990	HT 754CRD	C	23019255	HT 740D	A
23015009	HT 754CRD	A	23019256	HT 740D	A
23015010	HT 750DRD	H	23019257	HT 740D	A
23015028	HT 754CRD	A	23019258	HT 740D	C
23015032	HT 750DRD	J	23019259	HT 740D	A
23015058	HT 747D	P	23019260	HT 740D	A
23015066	HT 754CRD	A	23019261	HT 740D	A
23015074	HT 747D	P	23019262	HT 740D	A
23015104	HT 747D	P	23019263	HT 740D	F
23015137	HT 750DRD	C	23019264	HT 740D	G
23015142	HT 740D	F	23019265	HT 740D	A
23015152	HT 740D	G	23019266	HT 740D	A
23015153	HT 750DRD	H	23019267	HT 740D	A
23015177	HT 747D	P	23019268	HT 740D	G
23015199	HT 750DRD DB	H	23019269	HT 740D	A
23015206	HT 750DRD	J	23019270	HT 740D	F
23015214	HT 740D	A	23019271	HT 740D	F
23015215	HT 750DRD	C	23019272	HT 740D	A
23015216	HT 754CRD	A	23019273	HT 740D	A
23015222	HT 754CRD	A	23019274	HT 740D	A
23015248	HT 750DRD	J	23019275	HT 740D	A
23015251	HT 750DRD	G	23019276	HT 740D	A
23019050	HT 740D	A	23019277	HI' 740FS	A
23019052	HT 747D	C	23019278	HT 740D	F
23019057	HI 754CRD	P	23019279	HT 740D	C
23019099	HT 750DRD	J	23019313	HT 740FS	C
23019100	HT 750DRD	H	23019314	HT 740D	C
23019101	HT 754CRD	G	23019330	HT 750DRD	A
23019107	HT 750DRD	G	23019338	HI 750DRD	J
23019149	HT 750DRD	H	23019344	HT 747D	P
23019178	HT 750DRD	H	23019350	HT 747D	P
23019174	HT 740D	A	23019605	HI' 740D	F
23019175	HT 740D	C	23019646	HT 754CRD	A
23019176	HT 740D	A	23019647	HT 740D	F
23019177	HT 740D	C	23019658	HT 740D	F
23019178	HT 740D	C	23019696	HT 754CRD	A
23019179	HT 740D	A	23019697	HT 754CRD	A
23019180	HT 740D	A	23019698	HI 754CRD	C
23019181	HT 747D	C	23019760	HT 740D	A
23019182	HT 747D	C	23019761	HT 740D	F
23019183	HT 747D	C	23019762	HT 740D	C
23019184	HT 747D	P	23019803	HI 740D	A
23019185	HT 747D	P	23019811	HT 750DRU	H
23019186	HT 740D	C	23019812	HT 750DRU	J
23019187	HT 747D	C	23019823	HT 740D	A
23019199	HI 740D	A	23019824	HT 740D	C
23019202	HT 754CRD	A	23019825	HT 747D	P
23019203	HT 750DRD	A	23019842	HT 747D	P

CONTINUED ON NEXT PAGE

- A/N* - ASSEMBLY NUMBER - FOUND ON YOUR TRANSMISSION NAMEPLATE

CONVERTER HOUSING SECTION

TO FIND DETAIL PARTS FOR YOUR ALLISON AUTOMATIC TRANSMISSION, TURN TO THE GROUP LISTED OPPOSITE THE ASSEMBLY PART NUMBER OF YOUR TRANSMISSION.

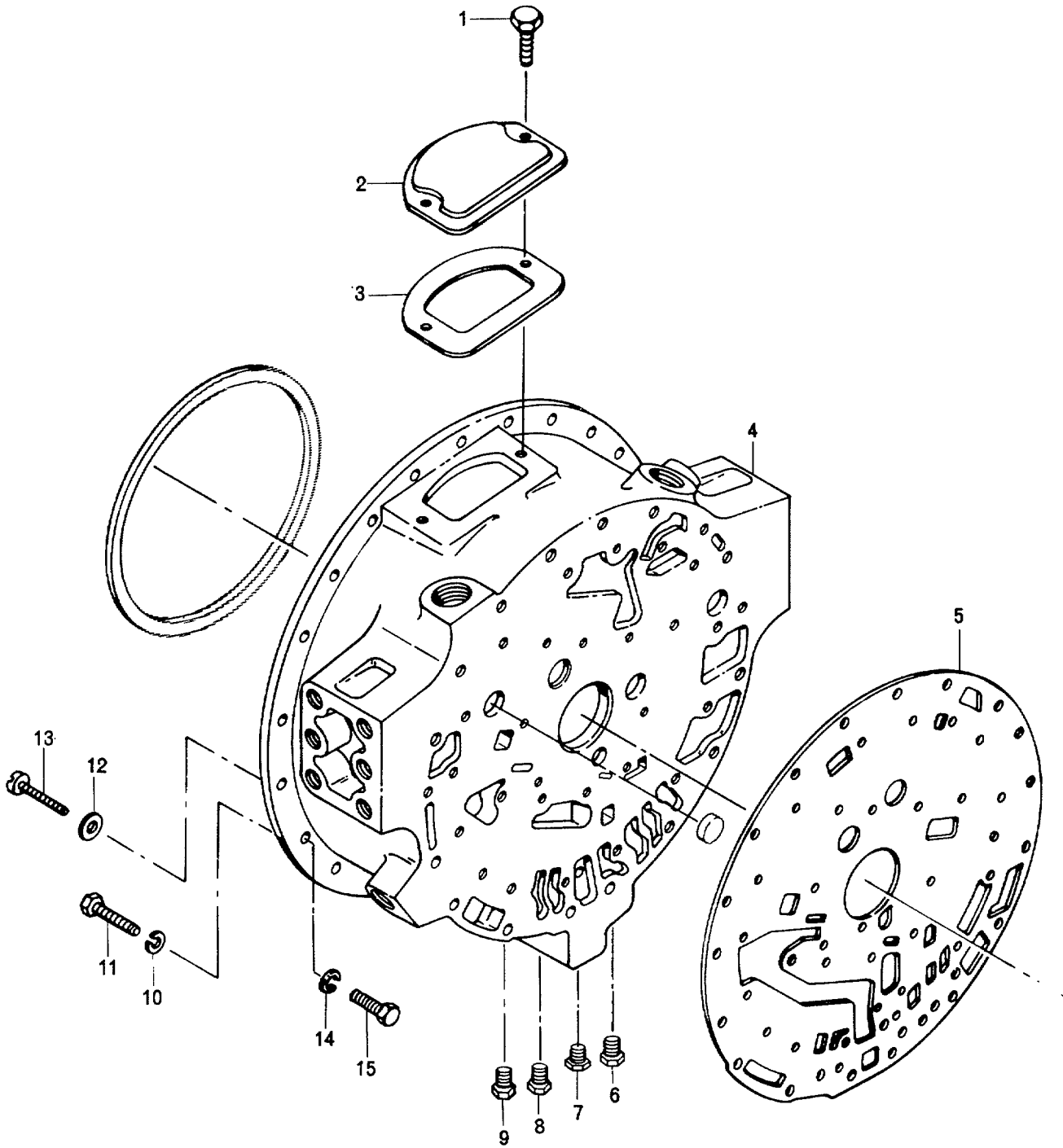
A/N*	MODEL	GROUP	A/N*	MODEL	GROUP
23019843	HT 747D	P	23040673	HT 740D	A
23019849	HT 754CRD	A	23040682	HT 754CRD	A
23019928	HT 754CRD	C	23040701	HT 754CRD	A
23019947	HT 754CRD	A	23040718	HT 750DRD	C
23019948	HT 754CRD	C	23040721	HT 747D	P
23019949	HT 740D	A	23040722	HT 747D	P
23019989	HT 747D	P	23040727	HT 754CRD	M
23019990	HT 747D	P	23040755	HT 754CRD	A
23040190	HT 750DRD	H	23040756	HT 754CRD	A
23040209	HT 747D	P	23040767	HT 754CRD	A
23040217	HT 750DRD DB	J	23040791	HT 740D	F
23040241	HT 740D	A	23040792	HT 747D	P
23040285	HT 740D	F	23040797	HT 747D	P
23040292	HT 754CRD	A	23040798	HT 747D	P
23040420	HT 740D	A	23040804	HT 740D	A
23040430	HT 747D	P	23040805	HT 740D	F
23040433	HT 740D	F	23040821	HT 750DRD	J
23040436	HT 754CRD	A	23040822	HT 740D	A
23040440	HT 754CRD	A	23040823	HT 740D	F
23040452	HT 740D	A	23040836	HT 750DRD	J
23040480	HT 754CRD	A	23040840	HT 740D	A
23040550	HT 750DRD	C	23040899	HT 740D	A
23040634	HT 750DRD	J	23040900	HT 740D	A
23040635	HT 740D	A	23040901	HT 740D	A
23040636	HT 740D	A	23040902	HT 740D	A
23040638	HT 740D	A	23040928	HT 754CRD	C
23040652	HT 740D	A	23040931	HT 740D	A
23040659	HT 750DRD	H	23040978	HT 750DRD	H
23040665	HT 750DRD	H	23041021	HT 740D	C
23040672	HT 750DRD	C	23041024	HT 750DRD	H

CONTINUED ON NEXT PAGE

- A/N* - ASSEMBLY NUMBER - FOUND ON YOUR TRANSMISSION NAMEPLATE

ALLISON AUTOMATIC TRANSMISSION HT 700 SERIES PARTS CATALOG

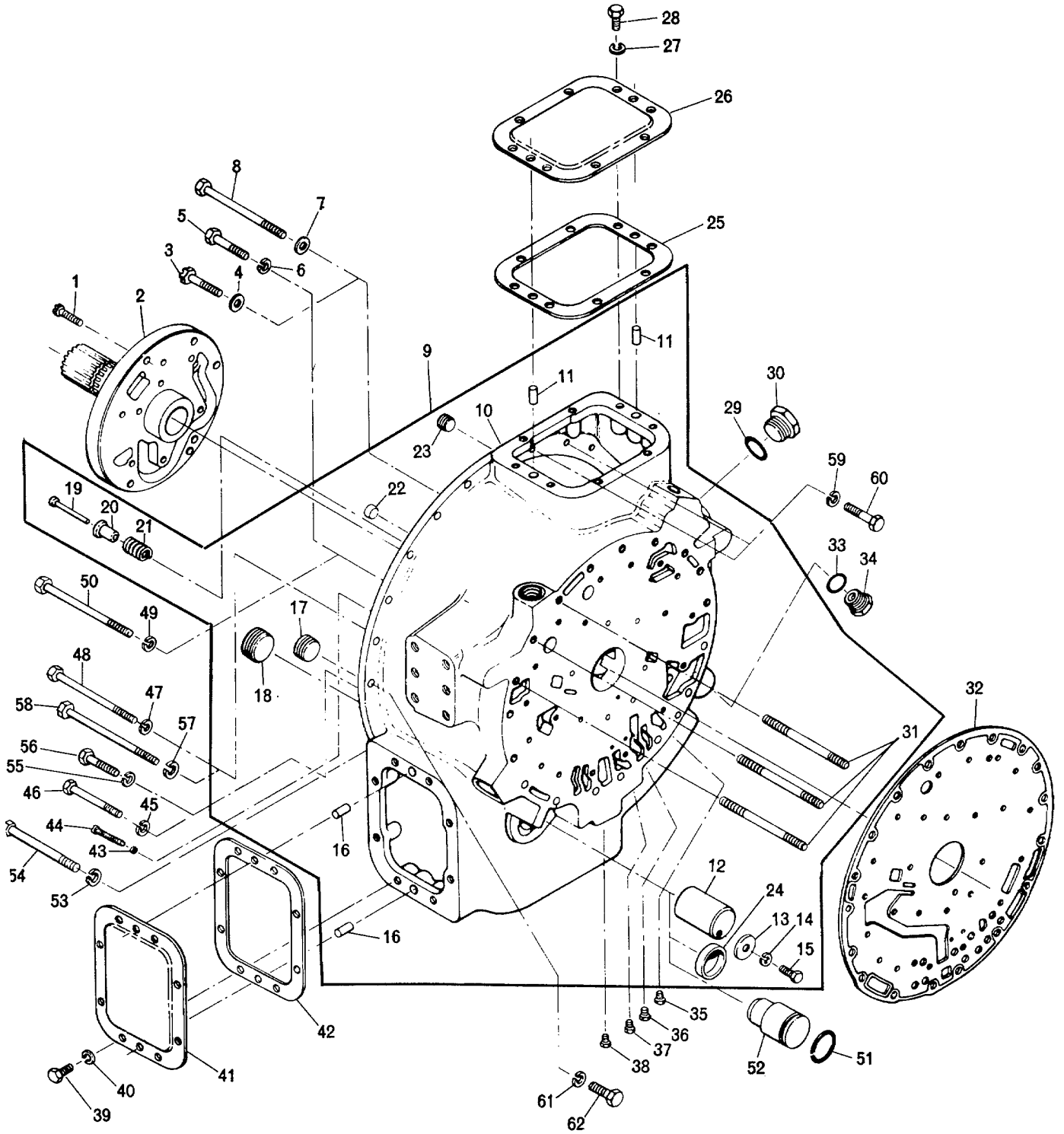
NOTES



11101D

FIG. 6 CONVERTER HOUSING

06-15-83 COPYRIGHT 1983 GENERAL MOTORS CORP.



11118C

FIG. 6-1 CONVERTER HOUSING

COPYRIGHT 1983, 1985 GENERAL MOTORS CORP. 12-15-84

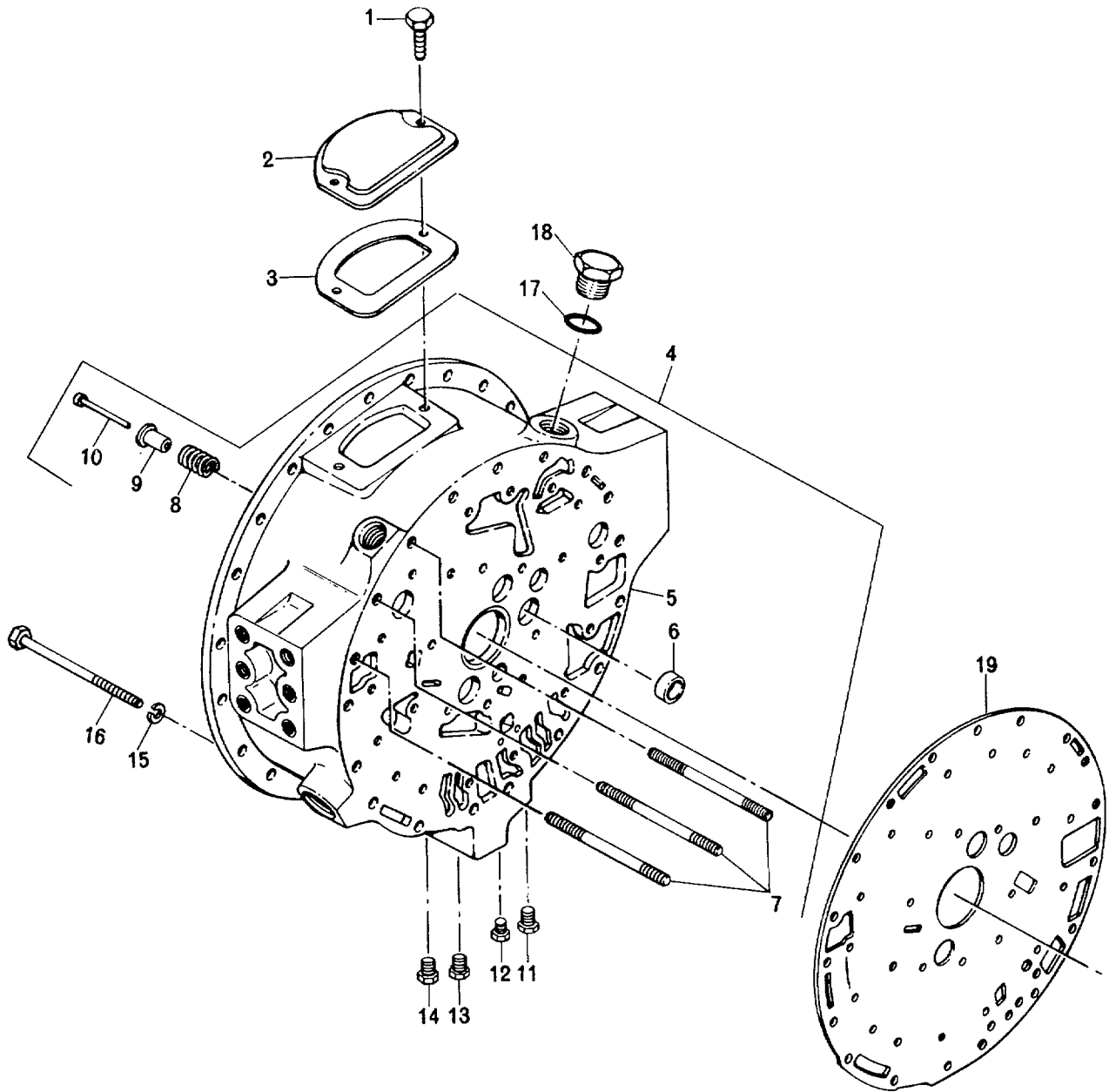


FIG. 6-2 CONVERTER HOUSING

11108B

GROUP A
CONVERTER HOUSING. FIGURE 6

REF NO	NOMENCLATURE	PART NO	REQ	RECOMMENDED SPARES FOR UNITS		
				1-25	26-50	51-200
1	BOLT, HX HD, 3/8-16 X 3/4. 2-179837 BOLTS REPLACE 2-179838 BOLTS AND 2-105321 WASHERS	179837	2	6	12	36
2	COVER, CONVERTER ACCESS	6703138	1	1	2	2
3	GASKET, CONVERTER ACCESS COVER	6750186	1	3	6	18
4	HOUSING, CONVERTER, WHEN REPLACING 6880211..... 6880730, 6880210, 6839075, 6839178 OR 6839179 CONVERTER HOUSING WITH 23045468 CONVERTER HOUSING ALSO ORDER 6881406 SPACER KIT. 6881406 KIT CONSISTS OF 2-6881405 SPACERS, 4-103325 WASHERS, 4-223435 BOLTS AND 1-6837022 INSTRUCTION SHEET.	23045468	1	1	1	2
5	GASKET, CONVERTER HOUSING	6880973	1	3	6	15
6	PLUG, 1/8 PIPE.....	23012036	1	2	4	6
7	PLUG, 1/8 PIPE.....	23012036	1	2	4	6
8	PLUG, 1/8 PIPE.....	23012036	1	2	4	6
9	PLUG, 1/8 PIPE.....	23012036	1	2	4	6
10	WASHER, LOCK, 1/2	103323	7	14	28	90
11	BOLT, HX HD, 1/2 - 13 X 2	179889	7	14	28	90
12	WASHER, FLAT	6837102	2	4	8	24
13	SCREW, FILLISTER HEAD MACHINE.....	100670	2	4	8	24
14-15	NOT USED IN THIS GROUP					

GROUP B

CONVERTER HOUSING, FIGURE 6-1

1	BOLT, HX HD, 3/8 - 16 X 1 1/2	9409231	8
2	SLEEVE, CONVERTER GROUND.....	6838112	1
3	BOLT, HX HD, 1/2 - 13 X 2 1/4	9409918	2
4	WASHER, PLAIN, 1/2.....	9411417	2
5	BOLT, HX HD, 1/2 X 13 X 2 1/2	179891	1
6	WASHER, LOCK, 1/2	103323	1
7-8	NOT USED IN THIS GROUP		
9	HOUSING ASSY, CONVERTER, WHEN REPLACING 6839384 23014276 CONVERTER HOUSING ASSY WITH 23014276 CONVERTER HOUSING ASSY ALSO ORDER 6881406 SPACER KIT, 23016546 SPINDLE, 23016545 SEALRING AND 181445 BOLT, 6881406 SPACER KIT CONSISTS OF 2-6881405 SPACERS, 4-103335 WASHERS, 4-223435 BOLTS AND 6837022 INSTRUCTION SHEET. SEE SPI 3-TR-B4.	23014276	1
10	HOUSING, CONVERTER, WHEN REPLACING 6839383..... CONVERTER HOUSING WITH 23014125 CONVERTER HOUSING ALSO ORDER 6881406 SPACER KIT, 23016546 SPINDLE, 23016545 SEALRING AND 181445 BOLT, 6881406 SPACER KIT CONSISTS OF 2-6881405 SPACERS, 4-103335 WASHERS, 4-223435 BOLTS AND 6837022 INSTRUCTION SHEET. SEE SPI 3-TR-84.	23014125	1
11	PIN, DOWEL.....	141264	2
12	SPINDLE, PTO, USED ONLY WITH 6839384, 6839435..... CONVERTER HOUSING ASSY OR 6839383 CONVERTER HOUSING	6839588	1
13	WASHER, USED ONLY WITH 6839384, 6839435	6837041	1
14	WASHER, LOCK, 1/2, USED ONLY WITH 6839384	103323	1
	6839385 CONVERTER HOUSING ASSY OR 6839383 CONVERTER HOUSING		

CONTINUED ON NEXT PAGE

GROUP B CONT
CONVERTER HOUSING, FIGURE 6-1

REF NO	NOMENCLATURE	PART NO	REQ	RECOMMENDED SPARES FOR UNITS		
				1-25	26-50	51-200
15	BOLT, HX HD, 1/2- 20 X 1, USED ONLY WITH. 6839384, 6839385 CONVERTER HOUSING ASSY OR 6839383 CONVERTER HOUSING.	181427	1			
16	PIN, DOWEL	141264	2			
17	PLUG, PIPE, 1	9423169	1			
16	PLUG, PIPE, 1 ½, USED ON EARLY HSG'S.	9433319	1			
19-21	NOT USED IN THIS GROUP					
22	PLUG, CUP, ¾.....	6758042	1			
23	PLUG, PIPE, 1/2. NOT USED IN NEW HOUSINGS.	9433167	1			
24	NOT USED IN THIS GROUP					
25	GASKET, COVER, PTO	6758442	1			
26	COVER, PTO	6768990	1			
27	WASHER, LOCK, 7/16	103322	8			
28	BOLT, HX HD, 7/16 - 14 X 1 1/8	179859	8			
29-31	NOT USED IN THIS GROUP					
32	GASKET, CONVERTER HOUSING.	6880973	1			
33	SEAL., USED ON 6839383 CONVERTER HOUSING ONLY	23015806	1			
34	PLUG, 3/4, USED ON 6839383 CONVERTER HOUSING ONLY	9410361	1			
35	PLUG, PIPE, 1/8	23012036	1			
36	PLUG, PIPE, 1/8.....	23012036	1			
37	PLUG, PIPE.....	23012036	1			
38	PLUG, PIPE, 1/8	23012036	1			
39	BOLT, HX HD, 7/16 - 14 X 1 1/8.	179859	8			
40	WASHER, LOCK, 7/16	103322	8			
41	COVER, PTO	6768990	1			
42	GASKET, COVER, PTO	6758442	1			
43	WASHER, FLAT	6837102	2			
44	SCREW, FILLESTER HEAD MACHINE	100670	2			
45	WASHER, LOCK, 1/2, 4-103323 WASHERS STILL REQUIRED ON 6839383 CONVERTER HOUSING	103323	3			
46	BOLT, HX HD, 1/2-13 X 2 1/8, 4-272528 BOLTS..... STILL REQUIRED ON 6839383 CONVERTER HOUSING	272548	3			
47-50	NOT USED IN THIS GROUP					
51	RING, SEAL, USED WITH 23014125 CONVERTER	23016545	1			
	HOUSING ONLY. SEE SP1 3--TR-84.					
52	SPINDLE, PTO, USED WITH 23014125 CONVERTER....	23016546	1			
	HOUSING ONLY. SEE SP1 3--TR-4.					
53	WASHER, USED WITH 23014125 CONVERTER HOUSING ONLY	103523	1			
54	BOLT, HX HD, 1/2-20 X 3 3/4, USED WITH 6880902	181445	1			
	OR 23014125 CONVERTER HOUSINGS ONLY.					
55	WASHER, LOCK, 1/2, USED WITH 6880902 OR	103323	1			
	23014125 HOUSINGS ONLY.					
56	80LI, HX HD, 1/2-13 X 3 3/4, USED WITH 6880902.....	179896	1			
	OR 23014125 CONVERTER HOUSING ONLY					
57-62	NOT USED IN THIS GROUP					

GROUP C
CONVERTER HOUSING, FIGURE 6-2

1	BOLT, HX HD, 3/8-16 X 3/4. 2-179837 BOLTS REPLACE	179837	2	6	12	36
	2-179838 BOLTS AND 2-103321 WASHERS					
2	COVER' CONVERTER HOUSING ACCESS	6703138	1	1	2	2
3	GASKET, CONVERTER HOUSING ACCESS COVER	6750186	1	3	6	18
4	HOUSING ASSY, CONVERTER, WHEN REPLACING 6839385	6881152	1	1	1	2
	CONVERTER HOUSING ASSY WITH 6881152 CONVERTER HOUSING ASSY ALSO ORDER 6881406 SPACER KIT. 588;406 SPACER KIT CONSISTS OF 2-6881405 SPACERS, 4-103325 WASHERS, 4-223435 BOLTS AND 6837022 INSTRUCTION SHEET					

CONTINUED ON NEXT PAGE

GROUP C CONT

CONVERTER HOUSING, FIGURE 6-2

REF NO	NOMENCLATURE	PART NO	REQ	RECOMMENDED SPARES FOR UNITS		
				1-25	26-50	51-200
5	HOUSING, CONVERTER	6881109	1			
6	PLUG.....	6838842	1			
7	STUD, 1/2 - 13 X 1/2 - 20 X 6.40 MAXIMUM OF 3.....	6839207	AR			
7	STUD, SELECTIVE, .003 OVERSIZE, MAX OF 3	6839253	AR			
7	STUD, SELECTIVE, .006 OVERSIZE, MAX OF 3	6839254	AR			
7	STUD, SELECTIVE, .009, OVERSIZE, MAX OF 3	6839255	AR			
7	STUD, SELECTIVE, .012 OVERSIZE, MAX OF 3	6839256	AR			
8	SPRING, LUBE VALVE	6837882	1	1	2	3
9	VALVE, LUBE	6837881	1	1	2	3
10	PIN, LUBE VALVE	6838442	1	1	2	3
11	PLUG, PIPE, 1/8	23012036	1	2	4	6
12	PLUG, PIPE, 1/8	23012036	1	2	4	6
13	PLUG, PIPE, 1/8	23012036	1	2	4	6
14	PLUG, PIPE, 1/8	23012036	1	2	4	6
15	WASHER	103323	7	7	14	28
16	BOLT, HX HD, 1/2 - 13 X 6	187238	7	7	14	28
17	SEAL, RING	6832592	1	2	4	8
18	PLUG	9424753	1	1	2	3
19	GASKET, CONVERTER HOUSING, DO NOT USE 6839104 ...	6882326	1	3	6	15
	GASKET WITH 6882325 RETARDER HOUSING AT THIS LOCATION.					

GROUP D

CONVERTER HOUSING, FIGURE 6-1
SAME AS GROUP B. EXCEPT FOR PARTS LISTED BELOW

3-6	NOT USED IN THIS GROUP					
7	WASHER	9411417	2	2	4	8
8	BOLT, HX HD, 1/2 - 13 X 6 1/4	451699	2	2	4	8
9	HOUSING ASSY, CONVERTER, WHEN REPLACING 6839435 23014275		1	1	1	2
	CONVERTER HOUSING ASSY WITH 6880904 CONVERTER HOUSING ASSY ALSO ORDER 6881406 KIT, 23016546 SPINDLE, 23016545 SEALRING AND 181445 BOLT. 688 1406 SPACER KIT CONSISTS OF 2-6881405 SPACERS, 4-103325 WASHERS, 4-223435 BOLTS AND 6837022 INSTRUCTION SHEET. SEE SP1 3-TR-84.					
19	PIN, LUBE VALVE	6838442	1	2	4	8
20	VALVE, LUBE	6837881	1	1	2	3
21	SPRING, LUBE VALVE	6837882	1	1	2	3
29	SEAL	6832592	1	2	4	8
30	PLUG, 1 5/16	9424753	1	1	2	3
31	STUD, 1/2 - 13 X 1/2 - 20 X 6.40 MAXIMUM OF 3.....	6839207	AR			
31	STUD, SELECTIVE, .003 OVERSIZE, MAX. OF 3	6839253	AR			
31	STUD, SELECTIVE, .006 OVERSIZE, MAX. OF 3	6839254	AR			
31	STUD, SELECTIVE, .009 OVERSIZE, MAX. OF 3	6839255	AR			
31	STUD, SELECTIVE, .012 OVERSIZE, MAX. OF 3	6839256	AR			
32	GASKET, CONVERTER HOUSING, DO NOT USE 6839104 ...	6882326	1	1	1	2
	GASKET WITH 6882325 HOUSING AT THIS LOCATION, SEE RETARDER SECTION.					
43-46	NOT USED IN THIS GROUP					
47	WASHER, LOCK, 1/2, 4-103323 WASHERS STILL	103323	3	6	12	24
	REQUIRED WITH 6839385 HOUSING					
48	BOLT, HX HD, 1/2 - 13 X 6 1/4, 4-451699 BOLTS	451699	3	6	12	24
	STILL REQUIRED WITH 6839385 HOUSING					
49	WASHER, PLAIN, 1/2.....	103323	1	2	4	8
50	BOLT, HX HD, 1/2 - 13 X 6 1/2	191268	1	1	2	4
55-56	NOT USED IN THIS GROUP					

CONTINUED ON NEXT PAGE

GROUP D CONT

CONVERTER HOUSING, FIGURE 6-1
SAME AS GROUP B. EXCEPT FOR PARTS LISTED BELOW

REF NO	NOMENCLATURE	PART NO	REQ	RECOMMENDED SPARES FOR UNITS		
				1-25	26-50	51-200
57	WASHER, LOCK, 1/2, USED WITH 6880902 OR 23014125 CONVERTER HOUSINGS ONLY	103323	1	2	4	8
58	BOLT, HX HD, 1/2-13 X 7 3/4, USED WITH 68B0902 OR 23014125 CONVERTER HOUSINGS ONLY	272549	1	2	4	8

GROUP E

CONVERTER HOUSING, FIGURE 6
SAME AS GROUP A, EXCEPT FOR PARTS LISTED BELOW

4	HOUSING, CONVERTER	6880861	1	1	1	2
---	--------------------	---------	---	---	---	---

GROUP F

CONVERTER HOUSING, FIGURE 6-1
SAME AS GROUP B. EXCEPT FOR PARTS LISTED BELOW

3	BOLT, HX HD, 1/2-13 X 2 1/4	9409918	6	6	12	36
4	WASHER, PLAIN, 1/2	9411417	6	6	12	36
5-6	NOT USED IN THIS GROUP					
45-46	NOT USED IN THIS GROUP					

GROUP G

CONVERTER HOUSING, FIGURE 6-1
SAME AS GROUP B. EXCEPT FOR PARTS LISTED BELOW

3-6	NOT USED IN THIS GROUP					
7	WASHER	9411417	2	2	4	8
8	BOLT, HX HD, 1/2 - 13 X 6 1/2	451699	2	2	4	8
9	HOUSING ASSY, CONVERTER, WHEN REPLACING 6839435 23014275 CONVERTER HOUSING ASSY WITH 23014275 CONVERTER HOUSING ASSY ALSO ORDER 6881406 KIT, 23016546 SPINDLE, 23016545 SEALRING AND 181445 BOLT. 6881406 SPACER KIT CONSISTS OF 2-6881405 SPACERS, 4-103325 WASHERS, 4-223435 BOLTS AND 6837022 INSTRUCTION SHEET. SEE SPI 3-TR-84.		1	1	1	2
19	PIN, LUBE VALVE	6838442	1	2	4	8
20	VALVE, LUBE	6837881	1	1	2	3
21	SPRING, LUBE VALVE	6837882	1	1	2	3
29	SEAL	6832592	1	2	4	8
30	PLUG, 1 5/16	9424753	1	1	2	3
31	STUD, 172 - 13 X 1/2 - 20 X 6.40 MAXIMUM OF 3	6839207	AR			
31	STUD, SELECTIVE, .003 OVERSIZE, MAX. OF 3	6839253	AR			
31	STUD, SELECTIVE, .006 OVERSIZE, MAX. OF 3	6839254	AR			
31	STUD, SELECTIVE, .009 OVERSIZE, MAX. OF 3	6839255	AR			
31	STUD, SELECTIVE, .012 OVERSIZE, MAX. OF 3	6839256	AR			
32	GASKET, CONVERTER HOUSING, DO NOT USE 6839104 ... GASKET WITH 6882325 HOUSING	6882326	1	1	1	2
43-46	NOT USED IN THIS GROUP					
47	WASHER	9411417	3	6	12	24

CONTINUED ON NEXT PAGE

GROUP G CONT

CONVERTER HOUSING, FIGURE 6-1

SAME AS GROUP B. EXCEPT FOR PARTS LISTED BELOW

REF NO	NOMENCLATURE	PART NO	REQ	RECOMMENDED SPARES FOR UNITS		
				1-25	26-50	51-200
48	BOLT, HX HD, 1/2 - 13 X 6 1/4, 4-451699 BOLTS451699		3	6	12	24
	STILL REQUIRED WITH 6839385 HOUSING					
49	WASHER9411417		1	2	4	8
50	BOLT, HX HD, 1/2-13 X 6 1/4451699		1	1	2	4
55-56	NOT USED IN THIS GROUP					
57	WASHER, LOCK, 1/2, USED WITH 6880902 OR103323		1	2	4	8
	23014275 CONVERTER HOUSINGS ONLY					
58	BOLT, HX HD, 1/2-13 X 7 3/4, USED WITH 6880902272549		1	2	4	8
	OR 23014275 CONVERTER HOUSINGS ONLY					

GROUP H

CONVERTER HOUSING, FIGURE 6

SAME AS GROUP A, EXCEPT FOR PARTS LISTED BELOW

5	GASKET, CONVERTER HOUSING6880912		1	3	6	15
---	--	--	---	---	---	----

GROUP J

CONVERTOR, HOUSING, FIGURE 6-1

SAME AS GROUP B. EXCEPT FOR PARTS LISTED BELOW

3	BOLT, HX HD, 1/2-13X 2 1/49409918		6	6	12	36
4	WASHER9411417		6	6	12	36
5-6	NOT USED IN THIS GROUP					
32	GASKET, CONVERTER HOUSING6880912		1	3	6	15
45-46	NOT USED IN THIS GROUP					

GROUP K

CONVERTER HOUSING, FIGURE 6

SAME AS GROUP A, EXCEPT FOR PARTS LISTED BELOW

5	GASKET, CONVERTER HOUSING6880912		1	3	6	15
14	WASHER, LOCK, 7/16103322		22	40	80	120
15	BOLT, HX HD, 7/16-14 X 1 1/2179862		22	40	80	120

GROUP L

CONVERTER HOUSING, FIGURE 6-1

SAME AS GROUP B. EXCEPT FOR PARTS LISTED BELOW

3-6	NOT USED IN THIS GROUP					
7	WASHER9411417		2	2	4	8
8	BOLT, HX HD, 1/2-13 X 6 1/2451699		2	2	4	8
9	HOUSING ASSY, CONVERTER. SEE SP1 3-TR-8423014275		1	1	1	2
19	PIN, LUBE VALVE6838442		1	2	4	8
20	VALVE, LUBE6837881		1	1	2	3
21	SPRING, LUBE VALVE6837882		1	1	2	3

CONTINUED ON NEXT PAGE

GROUP L CONT

CONVERTER HOUSING. FIGURE 6 -1
SAME AS GROUP B. EXCEPT FOR PARTS LISTED BELOW

REF NO	NOMENCLATURE	PART NO	REQ	RECOMMENDED SPARES FOR UNITS		
				1-25	26-50	51-200
29	SEAL.....	274251	1	2	4	8
30	PLUG, 1 5/16	9424753	1	1	2	3
31	STUD, 1/2-13 X 1/2-20 X 6.40 MAXIMUM OF 3	6839207	AR			
31	STUD, SELECTIVE, .003 OVERSIZE, MAX OF 3	6839253	AR			
31	SIUU, SELECTIVE, .006 OVERSIZE, MAX OF 3	6839254	AR			
31	STUD, SELECTIVE, .009 OVERSIZE, MAX OF 3	6839255	AR			
31	STUD, SEIECTIVE, .012 OVERSIZE, MAX OF 3	6839256	AR			
32	GASKET, CONVERTER HOUSING	6882326	1	1	1	2
43-46	NOT USED IN THIS GROUP					
47	WASHER	9411417	3	6	12	24
48	BOLT, HX HD, 1/2-13 X 6 1/4	451699	3	6	12	24
49	WASHER	9411417	1	2	4	8
50	BOLT, HX HD, 1/2-13 X 6 1/4	451699	1	1	2	4
55-56	NOT USED IN THIS GROUP					
59	WASHER, LOCK, 7/16	103322	2	2	4	8
60	BOLT, HX HD, 7/16-14 X 2	179866	2	2	4	8
61	WASHER, LOCK, 7/16	103322	19	19	38	76
62	BOLT, HX HD, 7/16-14 X 1 1/2	179862	19	19	38	76

GROUP M

CONVERTER HOUSING. FIGURE 6 -1
SAME AS GROUP B. EXCEPT FOR PARTS LISTED BELOW

3	BOLT, HX HD, 3/8-16 X 1 1/2	9409918	6	6	12	36
4	WASHER, PLAIN, 1/2	9411417	6	6	12	36
5-6	NOT USED IN THIS GROUP					
9	HOUSING ASSY, CONVERTER	23014278	1	1	1	2
19	PIN, LUBE VALVE	6838442	1	2	4	8
20	VALVE, LUBE	6837881	1	1	2	3
21	SPRING, LUBE VALVE	6837882	1	1	2	3
22	NOT USED IN THIS GROUP					
45-46	NOT USED IN THIS GROUP					

GROUP N

CONVERTER HOUSING, FIGURE 6 -1
SAME AS GROUP B. EXCEPT FOR PARTS LISTED BELOW

3	BOLT, HX HD, 1/2-13 X 2 1/2	9409918	6	6	12	24
4	WASHER, PLAIN, 1/2	9411417	6	6	12	24
5-6	NOT USED IN THIS GROUP					
9	HOUSING ASSY, CONVERTER	23013266	1	1	1	2
19	PIN, LUBE VALVE	6838442	1	2	4	8
20	VALVE, LUBE	6837881	1	1	2	3
21	SPRING, LUBE VALVE	6837882	1	1	2	3
22	NOT USED IN THIS GROUP					
24	PLUG, CUP. NOT USED WITH NEW HOUSINGS	9421762	1	1	2	7
51-54	NOT USED IN THIS GROUP					

GROUP P
CONVERTER HOUSING, FIGURE 6-2

SAME AS GROUP C, EXCEPT FOR PARTS LISTED BELOW

REF NO	NOMENCLATURE	PART NO	REQ	RECOMMENDED SPARES FOR UNITS		
				1-25	26-50	51-200
4	HOUSING ASSY, CONVERTER	6883709	1	1	1	2
5	HOUSING, CONVERTER	6880965	*			
6-7	NOT USED IN THIS GROUP					
14	NOT USED IN THIS GROUP					
15	WASHER, LOCK, 1/2	103323	7	7	14	28
16	BOLT, HX HO, 1/2-13 x 6	179P89	7	7	14	28
17-18	NOT USED IN THIS GROUP					
19	GASKET, CONVERTER HOUSING	6880973	1	3	6	15

GROUP Q
CONVERTER HOUSING, FIGURE 6-1
SAME AS GROUP B. EXCEPT FOR PARTS LISTED BELOW

3	BOLT, HX HD, 3/8-16 x 1 1/2	9409918	6	6	12	36
4	WASHER, PLAIN, 1/2.....	9411417	6	6	12	36
9	HOUSING ASSY, CONVERTER. SEE SPI 3-TR-84	23014278	1	1	1	2
19	PIN, LUBE VALVE	6838442	1	2	4	8
20	VALUE, LUBE	6837881	1	1	2	S
21	SPRING, LUBE VALVE	6837882	1	1	2	3
22	NOT USED IN THIS GROUP					
32	GASKET, CONVERTER HOUSING	6880912	1	3	6	15
45-46	NOT USED IN THIS GROUP					

* SERVICED AS AN ASSY - NOT AS A DETAIL PART

ALLISON AUTOMATIC TRANSMISSION HT 700 SERIES PARTS CATALOG

NOTES

ALLISON AUTOMATIC TRANSMISSION HT 700 SERIES PARTS CATALOG 7-1.1
 RETARDER AND RETARDER HOUSING SECTION
 TO FIND DETAIL PARTS FOR YOUR ALLISON AUTOMATIC TRANSMISSION, TURN TO
 THE GROUP LISTED OPPOSITE THE ASSEMBLY PART NUMBER OF YOUR TRANSMISSION

A/N*	MODEL	GROUP	A/N*	MODEL	GROUP
6880363	HT 750DRD	A	6882475	HT 750CRD	A
6880364	HT 750DRD	B	6882476	HT 750CRD	A
6880739	HT 750CRD	A	6882487	HT 750DRD	C
6880740	HT 750CRD	A	6882492	HT 750DRD	C
6880871	HT 750CRD	A	6882493	HT 750DRD	C
6880910	HT 750CRD	A	6882494	HT 750DRD	D
6880970	HT 740D	A	6882503	HT 750DRD	C
6881339	HT 750DRD	A	6882504	HT 750DRD	C
6881340	HT 750DRD	B	6882547	HT 750DRD	A
6881344	HT 750CRD	A	6882582	HT 750DRD	C
6881345	HT 750CRD	A	6882647	HT 750DRD	B
6881346	HT 750CRD	A	6883043	HT 750CRD	A
6881347	HT 750CRD	A	6883073	HT 740D	A
6881348	HT 740D	A	6883077	HT 750DRD	A
6881361	HT 750DRD	A	6883122	HT 750CRD	A
6881437	HT 740D	A	6883124	HT 750DRD	A
6881445	HT 750DRD	A	6883154	HT 750DRD	C
6881447	HT 750DRD	A	6883188	HT 750DRD	C
6881448	HT 750DRD	A	6883237	HT 740D	A
6881453	HT 750CRD	A	6883244	HT 740FS	A
6881532	HT 750DRD	B	6883246	HT 740FS	A
6881849	HT 740D	A	6883452	HT 740D	A
6881864	HT 750DRD	A	6883462	HT 740D	B
6881865	HT 750DRD	A	6883509	HT 750DRD	C
6881872	HT 750DRD	A	6883535	HT 750DRD	A
6881890	HT 750CRD	A	6883597	HT 750DRD	C
6881950	HT 750DRD	A	6883626	HT 750CRD	A
6881951	HT 750DRD	A	6883646	HT 750DRD -	C
6881957	HT 750DRD	A	6883653	HT 750CRD	A
6882070	HT 740D	A	6883654	HT 750CRD	A
6882070B	HT 740D	A	6883664	HT 750CRD	A
6882090	HT 740D	A	6883559	HT 750DRD	C
6882090B	HT 740D	A	6883869	HT 740D	A
6882177	HT 740D	A	6883870	HT 740D	A
6882186	HT 750CRD	A	6883907	HT 750CRD	A
6882190	HT 740D	A	6883911	HT 750CRD	A
6882270	HT 740D	A	6883913	HT 750DRD	C
6882271	HT 740D	B	6883952	HT 750DRD	C
6882340	HT 750CRD	A	6883973	HT 750CRD	A
6882341	HT 750DRD	A	6883975	HT 750DRD	A
6882414	HT 740D	A	6883994	HT 740D	A
6882415	HT 740D	A	6884267	HT 750CRD	B
6882430	HT 740D	A	6884449	HT 740D	A
6882432	HT 740D	A	6884452	HT 750CRD	A
6882433	HT 740D	A	6884453	HT 750CRD	A
6882441	HT 740D	B	6884456	HT 740D	B
6882454	HT 740D	A	6884459	HT 750DRD	C
6882472	HT 750CRD	A	6884460	HT 750DRD	A
6882473	HT 750CRD	A	6884517	HT 740D	A
6882474	HT 750CRD	A	6884519	HT 740D	A

CONTINUED ON NEXT PAGE

* A/N* - ASSEMBLY NUMBER - FOUND ON YOUR TRANSMISSION NAMEPLATE
 ** SEE SP1 15TR75

ALLISON AUTOMATIC TRANSMISSION HT 700 SERIES PARTS CATALOG 7-1.2
 RETARDER AND RETARDER HOUSING SECTION
 TO FIND DETAIL PARTS FOR YOUR ALLISON AUTOMATIC TRANSMISSION, TURN TO
 THE GROUP LISTED OPPOSITE THE ASSEMBLY PART NUMBER OF YOUR TRANSMISSION

A/N*	MODEL	GROUP	A/N*	MODEL	GROUP
6884524	HT 740D	A	6885545	HT 740D	A
6884534	HT 740FS	A	6885563	HT 754CRD	A
6884543	HT 750CRD	A	6885581	HT 740FS	A
6884544	HT 750CRD	A	6885590	HT 754CRD	A
6884545	HT 750CRD	A	6885591	HT 754CRD	A
6884546	HT 750CRD	A	6885592	HT 754CRD	A
6884547	HT 750CRD	A	6885602	HT 750DRD	C
6884551	HT 750CRD	B	6885603	HT 750DRD	D
6884558	HT 750DRD	C	6885608	HT 750DRD	C
6884561	HT 750DRD	C	6885609	HT 750DRD	C
6884562	HT 750DRD	D	6885611	HT 750DRD	C
6884567	HT 750DRD	C	6885612	HT 750DRD	D
6884569	HT 750DRD	C	6885615	HT 750DRD	C
6884573	HT 750DRD	C	6885616	HT 740D	A
6884575	HT 750DRD	C	6885617	HT 740D	A
6885200	HT 750DRD	D	6885652	HT 750DRD	C
6885201	HT 750CRD	A	6885681	HT 740D	A
6885209	HT 750DRD	C	23010728	HT 750DRD	C
6885214	HT 750DRD	C	23010777	HT 750CRD	B
6885237	HT 750DRD	D	23010781	HT 750DRD	C
6885240	HT 750DRD	D	23010788	HT 740D	A
6885243	HT 740FS	A	23010789	HT 750DRD	D
6885249	HT 750DRD	C	23010801	HT 740D	A
6885263	HT 750DRD	C	23010802	HT 750DRD	C
6885264	HT 750DRD	C	23010803	HT 750DRD D8	B
6885270	HT 750DRD	C	23010813	HT 740D	A
6885273	HT 754CRD	A	23010832	HT 750DRD DB	B
6885275	HT 740D	A	23010835	HT 740D	A
6885279	HT 750CRD	A	23010837	HT 750CRD	A
6885299	HT 740D	A	23010846	HT 750DRD	C
6885312	HT 750DRD	C	23010867	HT 750DRD	D
6885313	HT 750DRD	C	23010874	HT 740FS	A
6885324	HT 750DRD	C	23010880	HT 750DRD	C
6885334	HT 750DRD	D	23010884	HT 754CRD	A
6885335	HT 750DRD	D	23010885	HT 750DRD	C
6885373	HT 740D	A	23010889	HT 754CRD	A
6885377	HT 750DRD	C	23010891	HT 740D	A
6885384	HT 740D	A	23010892	HT 740D	A
6885385	HT 740D	A	23010902	HT 740D	A
6885386	HT 740D	A	23010906	HT 750DRD	C
6885416	HT 750CRD	B	23010920	HT 740D	A
6885417	HT 740D	A	23010923	HT 750DRD	C
6885459	HT 754CRD	B	23010935	HT 750DRD	D
6885464	HT 750CRD	A	23010938	HT 754CRD	A
6885511	HT 750CRD	A	23010940	HT 754CRD	B
6885513	HT 740D	B	23010965	HT 750DRD	C
6885514	HT 740D	A	23010969	HT 740D	A
6885517	HT 754CRD	A	23010975	HT 740D	A
6885542	HT 754CRD	A	23010977	HT 750DRD	C
6885544	HT 740D	A	23010989	HT 740D	A

CONTINUED ON NEXT PAGE

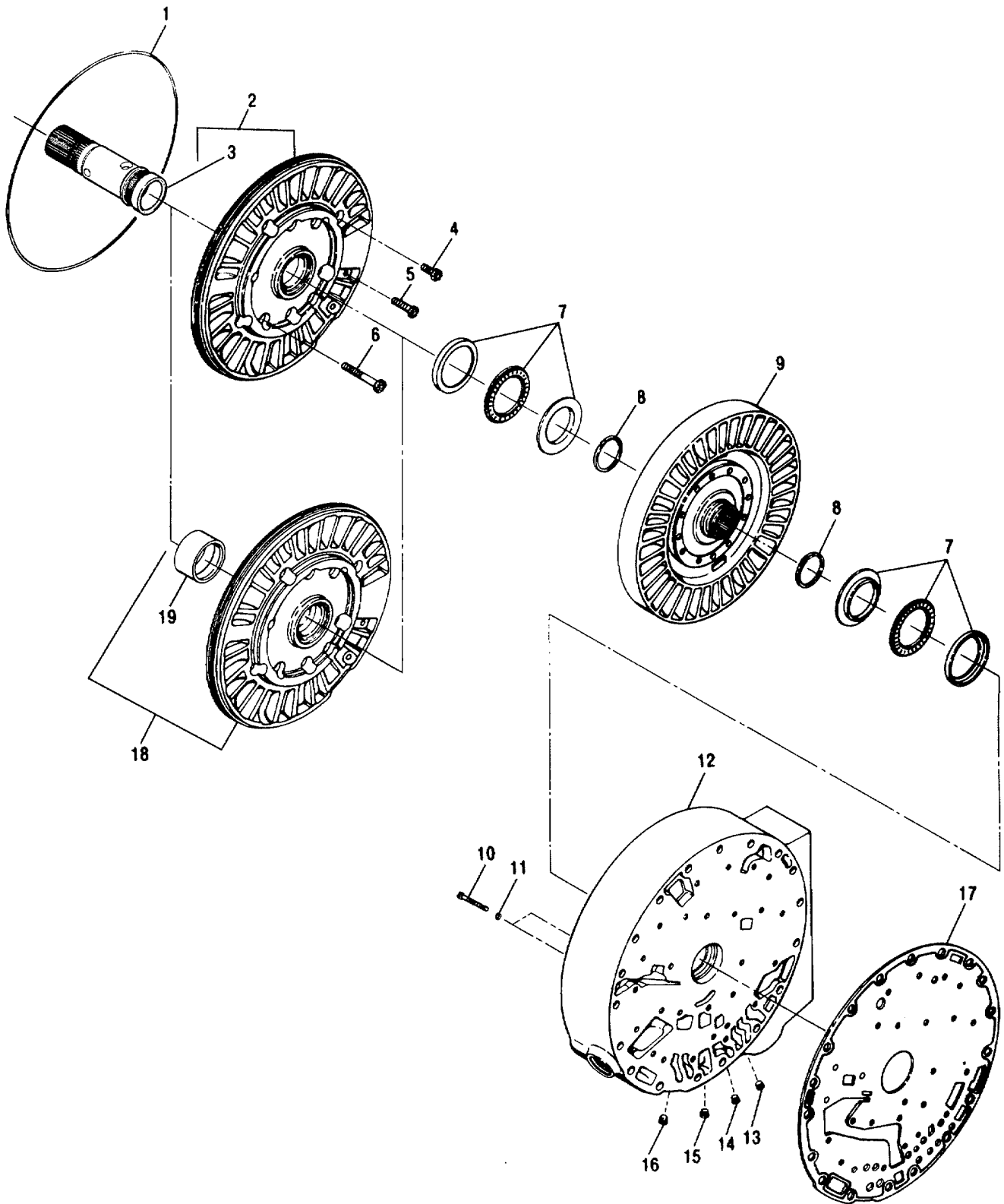
* A/N* - ASSEMBLY NUMBER - FOUND ON YOUR TRANSMISSION NAMEPLATE

ALLISON AUTOMATIC TRANSMISSION HT 700 SERIES PARTS CATALOG 7-1.3
 RETARDER AND RETARDER HOUSING SECTION
 TO FIND DETAIL PARTS FOR YOUR ALLISON AUTOMATIC TRANSMISSION, TURN TO
 THE GROUP LISTED OPPOSITE THE ASSEMBLY PART NUMBER OF YOUR TRANSMISSION

A/N*	MODEL	GROUP	A/N*	MODEL	GROUP
23011343	HT 740D	A	23014435	HT 740D	A
23011407	HT 740D	A	23014436	HT 754CRD	A
23011435	HT 750DRD	C	23014499	HT 750DRD	C
23011438	HT 750DRD	D	23014502	HT 750DRD	C
23011447	HT 750DRD	C	23014545	HT 754CRD	A
23011459	HT 750DRD	B	23014654	HT 750DRD	C
23011495	HT 740D	A	23014913	HT 750DRD	C
23011506	HT 754CRD	A	23014964	HT 747D	A
23011510	HT 750DRD	C	23014983	HT 754CRD	A
23011532	HT 754CRD	B	23014990	HT 754CRD	A
23011569	HT 754CRD	B	23015137	HT 750DRD	C
23011592	HT 754CRD	A	23015152	HT 740D	B
23011850	HT 750DRD	C	23015215	HT 750DRD	C
23011852	HT 740D	A	23015251	HT 750DRD	D
23012069	HT 754CRD	A	23019052	HT 747D	A
23012088	HT 740D	A	23019101	HT 754CR0	B
23012095	HT 750DRD	D	23019107	HT 750DRD	D
23012096	HT 750DRD D8	B	23019175	HT 740D	A
23012097	HT 750DRD DB	B	23019177	HT 740D	A
23012139	HT 750DRD	C	23019178	HT 740D	A
23012200	HT 754CRD	A	23019181	HT 747D	A
23012315	HT 754CRD	A	23019182	HT 747D	A
23012316	HT 754CRD	B	23019183	HT 747D	A
23012326	HT 747D	A	23019186	HT 740D	A
23012419	HT 740D	B	23019187	HT 747D	A
23012449	HT 740D	A	23019258	HT 740D	A
23012450	HT 750DRD	C	23019264	HT 740D	B
23012471	HT 747D	A	23019268	HT 740D	B
23012475	HT 747D	A	23019279	HT 740D	A
23012505	HT 740D	A	23019313	HT 740FS	A
23012590	HT 750DRD	C	23019314	HT 740D	A
23012591	HT 740D	A	23019698	HT 754CRD	A
23012649	HT 740D	A	23019762	HT 740D	A
23012690	HT 754CRD	A	23019824	HT 740D	A
23012699	HT 750DRD	C	23019928	HT 754CRD	A
23012703	HT 740D	A	23019948	HT 754CRD	A
23012756	HT 740D	A	23040550	HT 750DRD	C
23014331	HT 740D	A	23040672	HT 750DRD	C
23014332	HT 747D	A	23040718	HT 750DRD	C
23014334	HT 754CRD	A	23040928	HT 754CRD	A
23014345	HT 754CRD	A	23041021	HT 740D	A

CONTINUED ON NEXT PAGE

* A/N* - ASSEMBLY NUMBER - FOUND ON YOUR TRANSMISSION NAMEPLATE



T984

FIG. 7. RETARDER AND RETARDER HOUSING

COPYRIGHT 1985 GENERAL MOTORS CORP. 08-01-85

GROUP A

RETARDER AND RETARDER HOUSING, FIGURE 7

REF NO	NOMENCLATURE	PART NO	REQ	RECOMMENDED SPARES FOR UNITS		
				1-25	26-50	51-200
1	SEAL, OIL	6837663	1			
2	PLATE ASSY, RETARDER	6880574	1			
3	SLEEVE, GROUND	6837662	1			
4	BOLT, HX HD, 3/8 - 16 X 1 1/2	9409231	1			
5	BOLT, HX HD, LOCK, 3/8 - 16 X 1	6836587	18			
6	BOLT, HX HD, 3/8 - 16 X 3	9409226	6			
7	KIT, BEARING, THRUST, CONSISTS OF 1-9431997	6839819	2			
	RACE, 1-9426916 ROLLER BEARING ASSY AND 1-9431996 RACE.					
8	KIT, SEALRING, SCARF CUT, KIT CONSISTS OF	23019652	2			
	2-23013937 SEALRINGS					
9	ROTOR ASSY, RETARDER	6837657	1			
10	SCREW, FILLISTER HEAD MACHINE	100670	2			
11	WASHER, FLAT	6837102	2			
12	HOUSING ASSY, RETARDER, USE WITH 6882326	6882325	1			
	GASKET ONLY					
13	PLUG, PIPE, 1/8, USED WITH 6839370 HOUSING ONLY	23012036	1			
14	PLUG, PIPE, 1/8, USED WITH 6839370 HOUSING ONLY	23012036	1			
15	PLUG, PIPE, 1/8	23012036	1			
16	PLUG, PIPE, 1/8, USED WITH 6839370 HOUSING ONLY	23012036	1			
17	GASKET, RETARDER HOUSING	6880973	1			
8-19	NOT USED IN THIS GROUP					

GROUP B

RETARDER AND RETARDER HOUSING, FIGURE 7
SAME AS GROUP A, EXCEPT FOR PARTS LISTED BELOW

2	NOT USED IN THIS GROUP					
5	BOLT, HX HD, 3/8 - 16 X 4	186285	6			
18	PLATE ASSY, RETARDER	6838132	1			
19	SLEEVE, GROUND	6838133	1			

GROUP C

RETARDER AND RETARDER HOUSING, FIGURE 7
SAME AS GROUP A, EXCEPT FOR PARTS LISTED BELOW

17	GASKET, RETARDER HOUSING	6880912	1			
----	--------------------------------	---------	---	--	--	--

GROUP D

RETARDER AND RETARDER HOUSING, FIGURE 7
SAME AS GROUP A, EXCEPT FOR PARTS LISTED BELOW

2	NOT USED IN THIS GROUP					
5	BOLT, HX HD, 3/8-16 X 4	186285	6			
17	GASKET, RETARDER HOUSING	6880912	1			
18	PLATE ASSY, RETARDER	6838132	1			
19	SLEEVE, GROUND	6838133	1			

ALLISON AUTOMATIC TRANSMISSION HT 700 SERIES PARTS CATALOG

NOTES

FRONT SUPPORT AND MAIN REGULATOR VALVE SECTION

TO FIND DETAIL PARTS FOR YOUR ALLISON AUTOMATIC TRANSMISSION, TURN TO THE GROUP LISTED OPPOSITE THE ASSEMBLY PART NUMBER OF YOUR TRANSMISSION.

A/N*	MODEL	GROUP	A/N*	MODEL	GROUP
6835534	HT 740D	A	6880083	HT 750DRD	K
6838065	HT 740D	J	6880106	HT 740D	B
6838066	HT 740D	A	6880107	HT 740D	A
6838067	HT 740D	C	6880182	HT 750CRD	G
6838075	HT 740D	B	6880243	HT 750DRD	L
6838280	HT 750DRD	D	6880248	HT 750CRD	D
6838282	HT 750CRD	D	6880275	HT 750CRD	F
6838355	HT 750DRD	A	6880284	HT 750DRD	M
6838517	HT 740D	A	6880285	HT 750DRD	N
6838571	HT 740D	A	6880363	HT 750DRD	P
6838683	HT 740D	A	6880364	HT 750DRD	P
6838697	HT 740D	C	6880367	HT 740D	A
6839073	HT 750CRD	D	6880393	HT 750DRD	N
6839074	HT 750CRD	D	6880396	HT 750CRD	D
6839246	HT 750CRD	D	6880408	HT 740D	J
6839411	HT 750CRD	D	6880409	HT 740D	J
6839412	HT 740D	A	6880411	HT 750DRD	K
6839439	HT 740D	C	6880435	HT 740D	G
6839440	HT 740D	A	6880447	HT 750CRD	D
6839441	HT 750CRD	D	6880475	HT 750DRD	B
6839474	HT 750DRD	E	6880485	HT 750CRD	D
6839475	HT 750DRD	E	6880587	HT 740D	A
6839498	HT 750CRD	L	6880688	HT 750CRD	D
6839500	HT 750DRD	A	6880712	HT 750CRD	D
6839518	HT 750CRD	D	6880722	HT 750CRD	F
6839519	HT 740D	A	6880723	HT 740D	A
6839520	HT 740D	A	6880738	HT 750CRD	D
6839568	HT 740D	A	6880739	HT 750CRD	Q
6839590	HT 750CRD	D	6880740	HT 750CRD	P
6839596	HT 750DRD	G	6880748	HT 750DRD	F
6839623	HT 750DRD	D	6880803	HT 750DRD	F
6839668	HT 750DRD	B	6880825	HT 740D	J
6839669	HT 750DRD	B	6880865	HT 740D	C
6839670	HT 750DRD	B	6880871	HT 750CRD	S
6839674	HT 740D	A	6880910	HT 750CRD	Q
6839750	HT 750CRD	F	6880919	HT 750CRD	G
6839823	HT 750CRD	D	6880920	HT 750DRD	J
6839824	HT 740D	A	6880930	HT 750DRD	L
6839906	HT 740D	A	6880968	HT 750DRD	A
6839922	HT 750DRD	D	6880969	HT 750CRD	D
6839923	HT 750DRD	D	6880970	HT 740D	R
6839924	HT 750DRD	F	6881023	HT 740D	A
6839932	HT 750CRD	L	6881054	HT 740D	T
6839933	HT 750DRD	D	6881055	HT 740D	T
6839993	HT 740D	A	6881059	HT 740D	A
6880041	HT 750CRD	F	6881120	HT 750CRD	D
6880042	HT 750DRD	D	6881140	HT 740D	J
6880046	HT 740D	A	6881151	HT 750CRD	B
6880047	HT 750CRD	F	6881156	HT 750DRD	J
6880081	HT 750CRD	F	6881166	HT 740D	A

CONTINUED ON NEXT PAGE

* A/N* - ASSEMBLY NUMBER - FOUND ON YOUR TRANSMISSION NAMEPLATE

FRONT SUPPORT AND MAIN REGULATOR VALVE SECTION

TO FIND DETAIL PARTS FOR YOUR ALLISON AUTOMATIC TRANSMISSION, TURN TO THE GROUP LISTED OPPOSITE THE ASSEMBLY PART NUMBER OF YOUR TRANSMISSION.

A/N*	MODEL	GROUP	A/N*	MODEL	GROUP
6881167	HT 750CRD	L	6881312	HT 750DRD	J
6881168	HT 750CRD	F	6881313	HT 750DRD	J
6881169	HT 750CRD	F	6881314	HT 750DRD	J
6881191	HT 740D	C	6881315	HT 750DRD	K
6881192	HT 750DRD	F	6881316	HT 750DRD	L
6881193	HT 740D	A	6881317	HT 750DRD	F
6881194	HT 740D	A	6881318	HT 750DRD	J
6881195	HT 740D	C	6881319	HT 750DRD	L
6881196	HT 740D	A	6881320	HT 750DRD	K
6881197	HT 750CRD	D	6881321	HT 750DRD	J
6881198	HT 740D	A	6881322	HT 740D	C
6881199	HT 740D	A	**6881322B	HT 740D	C
6881200	HT 740D	B	6881323	HT 740D	B
6881201	HT 740D	A	**6881323B	HT 740D	B
6881202	HT 750CRD	F	6881324	HT 740D	C
6881203	HT 750CRD	D	**6881324B	HT 740D	C
6881204	HT 750CRD	D	6881325	HT 740D	A
6881205	HT 750CRD	F	**6881325B	HT 740D	A
6881213	HT 740D	C	6881326	HT 740D	F
6881263	HT 740D	A	6881327	HT 740D	A
6881266	HT 740D	A	6881328	HT 740D	F
6881267	HT 750DRD	D	6881329	HT 740D	F
6881268	HT 750DRD	D	6881330	HT 740D	F
6881288	HT 740D	D	6881331	HT 740D	F
6881289	HT 740D	A	6881332	HT 740D	A
6881292	HT 750CRD	D	6881333	HT 740D	A
**6881292B	HT 750CRD	D	6881334	HT 740D	A
6881293	HT 750CRD	D	6881335	HT 740D	A
6881294	HT 750CRD	D	**6881335B	HT 740D	A
6881295	HT 750CRD	F	6881336	HT 740D	J
**6881295B	HT 750CRD	F	6881337	HT 740D	J
6881296	HT 750CRD	L	6881338	HT 740D	J
**6881296B	HT 750CRD	L	6881339	HT 750DRD	P
6881297	HT 750CRD	F	6881340	HT 750DRD	P
**6881297B	HT 750CRD	F	6881341	HT 750DRD	S
6881299	HT 750CRD	F	6881342	HT 750DRD	N
6881300	HT 750CRD	D	6881343	HT 750DRD	N
6881301	HT 750CRD	D	6881344	HT 750CRD	P
6881302	HT 750CRD	D	6881345	HT 750CRD	Q
**6881302B	HT 750CRD	D	6881346	HT 750CRD	S
6881303	HT 750CRD	F	6881347	HT 750CRD	Q
**6881303B	HT 750CRD	F	6881348	HT 740D	AA
6881304	HT 750CRD	D	6881349	HT 740D	AF
6881305	HT 750CRD	J	6881350	HT 740D	T
6881306	HT 750CRD	D	**6881350B	HT 740D	T
6881307	HT 750DRD	G	6881351	HT 740D	A
6881308	HT 750DRD	A	**6881351B	HT 740D	A
6881309	HT 750DRD	J	6881361	HT 750DRD	P
6881310	HT 750DRD	J	6881408	HT 750CRD	D
6881311	HT 750DRD	F	6881419	HT 740D	G

CONTINUED ON NEXT PAGE

* A/N* - ASSEMBLY NUMBER - FOUND ON YOUR TRANSMISSION NAMEPLATE

** SEE SP1 15TR75

FRONT SUPPORT AND MAIN REGULATOR VALVE SECTION

TO FIND DETAIL PARTS FOR YOUR ALLISON AUTOMATIC TRANSMISSION, TURN TO THE GROUP LISTED OPPOSITE THE ASSEMBLY PART NUMBER OF YOUR TRANSMISSION.

A/N*	MODEL	GROUP	A/N*	MODEL	GROUP
**6881419B	HT 740D	G	6882086	HT 740D	A
6881420	HT 740D	D	**6882086B	HT 740D	A
6881421	HT 750DRD	F	6882087	HT 740D	A
6881430	HT 740D	U	**6882087B	HT 740D	A
6881431	HT 740D	U	6882088	HT 740D	T
6881437	HT 740D	S	**6882088B	HT 740D	T
6881445	HT 750DRD	S	6882089	HT 740D	T
6881447	HT 750DRD	S	**6882089	HT 740D	T
6881448	HT 750DRD	P	6882090	HT 740D	R
6881449	HT 750CRD	M	**6882090B	HT 740D	R
6881452	HT 740D	D	6882094	HT 750CRD	U
6881453	HT 750CRD	P	6882104	HT 740D	A
6881531	HT 740D	F	**6882104B	HT 740D	A
6881532	HT 750DRD	V	6882159	HT 750CRD	U
6881548	HT 750DRD	J	6882161	HT 750DRD	Y
6881655	HT 740D	F	6882163	HT 740D	A
6881707	HT 740D	F	6882164	HT 740D	A
6881708	HT 740D	F	6882165	HT 740D	A
6881709	HT 740D	F	6882166	HT 740D	A
6881710	HT 740D	F	6882167	HT 740D	A
6881711	HT 740D	U	6882168	HT 740D	A
6881712	HT 740D	J	6882169	HT 740D	A
6881713	HT 740D	J	6882170	HT 740D	T
6881714	HT 740D	J	6882171	HT 740D	A
6881849	HT 740D	W	6882172	HT 740D	A
**6881849B	HT 740D	W	6882173	HT 740D	C
6881864	HT 750DRD	P	6882174	HT 740D	C
6881865	HT 750DRD	S	6882175	HT 740D	A
6881872	HT 750DRD	S	6882176	HT 740D	C
6881873	HT 750DRD	J	6882177	HT 740D	R
6881880	HT 750DRD	A	6882178	HT 740D	A
6881890	HT 750CRD	P	6882179	HT 750CRD	D
6881949	HT 740D	A	6882180	HT 750CRD	F
6881950	HT 750DRD	P	6882181	HT 750CRD	L
6881951	HT 750DRD	P	6882182	HT 750CRD	F
6881957	HT 740D	U	6882183	HT 750CRD	F
6882070	HT 740D	R	6882184	HT 750CRD	D
**6882070B	HT 740D	R	6882185	HT 750CRD	F
6882080	HT 740D	A	6882186	HT 750CRD	S
**6882080B	HT 740D	A	6882187	HT 750CRD	D
6882081	HT 740D	A	6882188	HT 750CRD	D
**6882081B	HT 740D	A	6882189	HT 750CRD	D
6882082	HT 740D	A	6882190	HT 740D	R
**6882082B	HT 740D	A	6882259	HT 750DRD	U
6882083	HT 740D	A	6882268	HT 740D	B
**6882083B	HT 740D	A	6882270	HT 740D	AA
6882084	HT 740D	A	6882271	HT 740D	AA
**6882084B	HT 740D	A	6882272	HT 740D	B
6882085	HT 740D	A	6882273	HT 740D	A
**6882085B	HT 740D	A	6882274	HT 740D	C

CONTINUED ON NEXT PAGE

* A/N* - ASSEMBLY NUMBER - FOUND ON YOUR TRANSMISSION NAMEPLATE

** SEE SP1 15TR75

FRONT SUPPORT AND MAIN REGULATOR VALVE SECTION

TO FIND DETAIL PARTS FOR YOUR ALLISON AUTOMATIC TRANSMISSION, TURN TO THE GROUP LISTED OPPOSITE THE ASSEMBLY PART NUMBER OF YOUR TRANSMISSION.

A/N*	MODE.	GROUP	A/N*	MODEL	GROUP
6882275	HT 740D	C	6882449	HT 740D	A
6882276	HT 750CRD	D	6882450	HT 740D	A
6882277	HT 750CRD	D	6882451	HT 740D	A
6882278	HT 750CRD	F	6882452	HT 740D	T
6882279	HT 750CRD	F	6882453	HT 740D	T
6882280	HT 750CRD	L	6882454	HT 740D	R
6882281	HT 750CRD	F	6882455	HT 750CRD	M
6882298	HT 750DRD	AF	6882456	HT 750CRD	M
6882329	HT 750CRD	U	6882457	HT 750CRD	D
6882340	HT 750CRD	P	6882458	HT 750CRD	D
6882341	HT 750DRD	P	6882459	HT 750CRD	D
6882346	HT 740D	J	6882460	HT 750CRD	F
6882411	HT 740D	A	6882461	HT 750CRD	L
6882412	HT 740D	A	6882462	HT 750CRD	F
6882413	HT 740D	C	6882463	HT 750CRD	U
6882414	HT 740D	S	6882464	HT 750CRD	F
6882415	HT 740D	W	6882465	HT 750CRD	D
6882416	HT 740D	F	6882466	HT 750CRD	D
6882417	HT 740D	A	6882467	HT 750CRD	D
6882418	HT 740D	J	6882468	HT 750CRD	D
6882419	HT 740D	F	6882469	HT 750CRD	F
6882420	HT 740D	F	6882470	HT 750CRD	J
6882421	HT 740D	F	6882471	HT 750CRD	D
6882422	HT 740D	B	6882472	HT 750CRD	Q
6882423	HT 740D	F	6882473	HT 750CRD	P
6882424	HT 740D	J	6882474	HT 750CRD	P
6882425	HT 740D	J	6882475	HT 750CRD	S
6882426	HT 740D	U	6882476	HT 750CRD	Q
6882427	HT 740D	A	6882477	HT 750DRD	B
5882428	HT 740D	A	6882478	HT 750DRD	B
6882429	HT 740D	C	6882479	HT 750DRD	J
688243Q	HT 740D	AA	6882480	HT 750DRD	J
6882431	HT 740D	A	6882481	HT 750DRD	J
6882432	HT 740D	AA	6882482	HT 750DRD	J
6882433	HT 740D	R	6882483	HT 750DRD	F
6882434	HT 740D	AF	6882484	HT 750DRD	J
6882435	HT 740D	J	6882485	HT 750DRD	J
6882436	HT 740D	J	6882486	HT 750DRD	K
6882437	HT 740D	A	6882487	HT 750DRD	AA
6882438	HT 740D	G	6882488	HT 750DRD	L
6882439	HT 740D	D	6882489	HT 750DRD	AF
6882440	HT 74QD	U	6882490	HT 750DRD	AF
6882441	HT 740D	P	6882491	HT 750DRD	N
6882442	HT 740D	A	6882492	HT 750DRD	AA
6882443	HT 740D	T	6882493	HT 750DRD	S
6882444	HT 740D	A	6882494	HT 750DRD	AA
6882445	HT 740D	A	6882495	HT 750DRD	N
6882446	HT 740D	A	6882496	HT 750DRD	U
6882447	HT 740D	A	6882497	HT 750DRD	K
6882448	HT 740D	A	6882498	HT 750DRD	P

CONTINUED ON NEXT PAGE

* A/N* - ASSEMBLY NUMBER - FOUND ON YOUR TRANSMISSION NAMEPLATE

FRONT SUPPORT AND MAIN REGULATOR VALVE SECTION

TO FIND DETAIL PARTS FOR YOUR ALLISON AUTOMATIC TRANSMISSION, TURN TO THE GROUP LISTED OPPOSITE THE ASSEMBLY PART NUMBER OF YOUR TRANSMISSION.

A/N*	MODEL	GROUP	A/N*	MODEL	GROUP
6882499	HT 750DRD	J	6883329	HT 750CRD	D
6882500	HT 750DRD	L	6883334	HT 740FS	A
6882501	HT 750DRD	J	6883452	HT 740D	R
6882502	HT 750DRD	P	6883462	HT 740D	R
6882503	HT 750DRD	S	6883463	HT 750DRD	J
6882504	HT 750DRD	AA	6883509	HT 750DRD	W
6882547	HT 750DRD	V	6883510	HT 750DRD	C
6882568	HT 750CRD	D	6883526	HT 740D	A
6882570	HT 750DRD	J	6883535	HT 750DRD	AA
6882571	HT 740D	T	6883583	HT 740D	A
6882582	HT 750DRD	P	6883597	HT 750DRD	W
6882585	HT 740D	Y	6883624	HT 750DRD	AB
6882590	HT 740D	A	6883626	HT 750CRD	P
68a2597	HT 740D	Z	6883646	HT 750DRD	AA
6882626	HT 740D	A	6883652	HT 740D	T
6882647	HT 740D	R	6883653	HT 750CRD	P
6882695	HT 750DRD	J	6883654	HT 750CRD	P
6882704	HT 740D	A	6883664	HT 750CRD	P
6882705	HT 740D	A	6883679	HT 740D	A
6882706	HT 740D	A	6883692	HT 740D	A
6882726	HT 740D	C	6883699	HT 750DRD	J
6882744	HT 740FS	A	6883700	HT 750DRD	J
6883024	HT 750DRD	J	6883706	HT 740FS	Y
6883043	HT 750CRD	P	6883722	HT 740D	A
6883073	HT 740D	R	6883793	HT 740D	C
6883075	HT 740D	T	6883806	HT 740D	J
6883077	HT 750DRD	R	6883807	HT 750CRD	D
6883095	HT 740D	A	6883822	HT 750DRD	J
6883122	HT 750CRD	AA	6883859	HT 750DRD	AA
6883124	HT 750DRD	P	6883869	HT 740D	R
6883154	HT 750DRD	AD	6883870	HT 740D	AF
6883170	HT 750DRD	B	6883890	HT 740D	A
6883188	HT 750DRD	P	6883895	HT 740D	J
6883191	HT 740D	J	6883897	HT 740D	A
6883222	HT 740D	J	6883907	HT 750CRD	P
6883231	HT 740D	T	6883911	HT 750CRD	P
6883232	HT 740D	T	6883912	HT 740D	A
6883233	HT 740D	A	6883913	HT 750DRD	AD
6883234	HT 740D	T	6883933	HT 740D	T
6883235	HT 740D	A	6883934	HT 750CRD	D
6883237	HT 740D	R	6883952	HT 750DRD	AA
6883240	HT 740FS	A	6883953	HT 750DRD	C
6883243	HT 740FS	A	6883972	HT 750CRD	J
6883244	HT 740FS	R	6883973	HT 750CRD	AA
6883245	HT 740FS	A	6883975	HT 750CRD	AA
6883246	HT 740FS	R	6883976	HT 740FS	A
6883260	HT 750DRD	C	6883994	HT 740D	R
6883302	HT 740D	A	6884007	HT 750DRD	C
6883315	HT 740D	F	6884077	HT 740D	Y
6883316	HT 750CRD	D	6884091	HT 750CRD	G

CONTINUED ON NEXT PAGE

* A/N* - ASSEMBLY NUMBER - FOUND ON YOUR TRANSMISSION NAMEPLATE

FRONT SUPPORT AND MAIN REGULATOR VALVE SECTION

TO FIND DETAIL PARTS FOR YOUR ALLISON AUTOMATIC TRANSMISSION, TURN TO THE GROUP LISTED OPPOSITE THE ASSEMBLY PART NUMBER OF YOUR TRANSMISSION.

A/N*	MODEL	GROUP	A/N*	MODEL	GROUP
6884119	HT 750CRD	D	6884539	HT 740D	A
6884123	HT 750CRD	D	6884540	HT 740D	A
6884124	HT 750CRD	D	6884541	HT 750CRD	F
6884125	HT 750CRD	M	6884542	HT 750CRD	D
6884194	HT 750CRD	D	6884543	HT 750CRD	P
6884195	HT 750CRD	J	6884544	HT 750CRD	P
6884257	HT 750DRD	AF	6884545	HT 750CRD	AA
6884267	HT 750CRD	Q	6884546	HT 750CRD	P
6884268	HT 740D	A	6884547	HT 750CRD	P
6884288	HT 750DRD	L	6884548	HT 750CRD	D
6884449	HT 740D	R	6884549	HT 750CRD	D
6884452	HT 750CRD	P	6884550	HT 750CRD	D
6884453	HT 750CRD	AC	6884551	HT 750CRD	Q
6884454	HT 750DRD	B	6884552	HT 750CRD	D
6884456	HT 740D	R	6884553	HT 750DRD	B
6884458	HT 740D	A	6884554	HT 750DRD	J
6884459	HT 750DRD	AD	6884555	HT 750DRD	F
6884460	HT 750DRD	AA	6884556	HT 750DRD	J
6884475	HT 740D	A	6884557	HT 750DRD	K
6884476	HT 750CRD	D	6884558	HT 750DRD	AA
6884477	HT 750DRD	J	6884559	HT 750DRD	AF
6884484	HT 750DRD	U	6884560	HT 750DRD	N
6884509	HT 750DRD	C	6884561	HT 750DRD	AA
6884510	HT 750DRD	AF	6884562	HT 750DRD	AA
6884511	HT 750CRD	J	6884563	HT 750DRD	N
6884512	HT 750CRD	J	6884564	HT 750DRD	K
6884513	HT 740D	A	6884565	HT 750DRD	J
6884514	HT 740D	F	6884566	HT 750DRD	F
6884515	HT 740D	J	6884567	HT 750DRD	S
6884516	HT 740D	F	6884568	HT 750DRD	J
6884517	HT 740D	AA	6884569	HT 750DRD	AD
6884518	HT 740D	A	6884571	HT 750DRD	J
6884519	HT 740D	R	6884572	HT 750DRD	C
6884520	HT 740D	G	6884573	HT 750DRD	AA
6884521	HT 740D	T	6884574	HT 750DRD	J
6884522	HT 740D	A	6884575	HT 750DRD	AD
6884523	HT 740D	A	6884591	HT 750CRD	E
6884524	HT 740D	R	6884685	HT 740D	A
6884525	HT 740D	A	6884686	HT 750DRD	J
6884526	HT 740D	A	6884687	HT 750DRD	J
6884527	HT 740D	A	6884695	HT 750DRD	Z
6884528	HT 740D	A	6884696	HT 740D	A
6884529	HT 740D	J	6884697	HT 750CRD	M
6884530	HT 740D	J	6884698	HT 740D	A
6884533	HT 740FS	A	6884699	HT 740D	A
6884534	HT 740FS	R	6884726	HT 750DRD	AF
6884535	HT 740D	A	6884729	HT 740D	T
6884536	HT 740D	A	6884796	HT 750DRD	J
6884537	HT 740D	A	6885200	HT 750DRD	AA
6884538	HT 740D	A	6885201	HT 750CRD	P

CONTINUED ON NEXT PAGE

* A/N* ~ ASSEMBLY NUMBER - FOUND ON YOUR TRANSMISSION NAMEPLATE

FRONT SUPPORT AND MAIN REGULATOR VALVE SECTION

TO FIND DETAIL PARTS FOR YOUR ALLISON AUTOMATIC TRANSMISSION, TURN TO THE GROUP LISTED OPPOSITE THE ASSEMBLY PART NUMBER OF YOUR TRANSMISSION.

A/N*	MODEL	GROUP	A/N*	MODEL	GROUP
6885208	HT 740D	A	6885338	HT 750DRD	AE
6885209	HT 750DRD	AA	6885344	HT 750CRD	J
6885214	HT 750DRD	S	6885345	HT 740D	J
6885237	HT 750DRD	W	6885356	HT 740D	J
6885238	HT 750DRD	J	6885363	HT 740D	A
6885240	HT 750DRD	AD	6885367	HT 740D	A
6885241	HT 740D	A	6885368	HT 740D	F
6885242	HT 740D	A	6885369	HT 750DRD	F
6885243	HT 740FS	R	6885371	HT 740D	T
6885248	HT 750CRD	J	6885372	HT 754CRD	D
6885249	HT 750DRD	AA	6885373	HT 740D	R
6885260	HT 750DRD	AE	6885376	HT 750DRD	AE
6885261	HT 740D	A	6885377	HT 750DRD	AA
6885262	HT 740D	A	6885379	HT 750DRD	AF
6885263	HT 750DRD	AA	6885380	HT 750DRD	J
6885264	HT 750DRD	AA	6885381	HT 750DRD	C
6885265	HT 750CRD	J	6885382	HT 750DRD	J
6885266	HT 750CRD	D	6885383	HT 750DRD	B
6885270	HT 750DRD	AA	6885384	HT 740D	R
6885273	HT 754CRD	P	6885385	HT 740D	R
6885274	HT 750DRD	AF	6885386	HT 740D	R
6885275	HT 740D	R	6885398	HT 750DRD	Z
6885276	HT 750CRD	B	6885399	HT 740D	A
6885277	HT 740D	T	6885409	HT 750DRD	J
6885278	HT 740D	A	6885416	HT 750CRD	P
6885279	HT 750CRD	AA	6885417	HT 740D	R
6885285	HT 740D	J	6885424	HT 750DRD	AF
6885286	HT 740D	D	6885425	HT 750DRD	J
6885287	HT 740D	T	6885426	HT 754CRD	D
6885288	HT 740D	T	6885459	HT 754CRD	P
6885289	HT 740D	T	6885464	HT 750CRD	P
6885295	HT 750DRD	C	6885491	HT 740D	J
6885296	HT 750CRD	D	6885493	HT 750DRD	J
6885297	HT 750CRD	M	6885511	HT 750CRD	AA
6885298	HT 740D	C	6885512	HT 740D	T
6885299	HT 740D	R	6885513	HT 740D	R
6885300	HT 740D	T	6885514	HT 740D	R
6885301	HT 740D	A	6885516	HT 754CRD	A
6885312	HT 750DRD	S	6885517	HT 754CRD	AD
6885313	HT 750DRD	AA	6885524	HT 740D	F
6885322	HT 740D	A	6885532	HT 740D	F
6885323	HT 750CRD	AF	6885537	HT 740D	A
6885324	HT 750DRD	W	6885542	HT 754CRD	P
6885326	HT 740D	A	6885543	HT 740D	T
6885329	HT 740D	F	6885544	HT 740D	AA
6885333	HT 740FS	A	6885545	HT 740D	R
6885334	HT 750DRD	AA	6885551	HT 740D	A
6885335	HT 750DRD	P	6885552	HT 740D	A
6885336	HT 750DRD	U	6885553	HT 740D	A
6885337	HT 750DRD	AA	6885554	HT 740D	A

CONTINUED ON NEXT PAGE

* A/N* ~ ASSEMBLY NUMBER - FOUND ON YOUR TRANSMISSION NAMEPLATE

FRONT SUPPORT AND MAIN REGULATOR VALVE SECTION

TO FIND DETAIL PARTS FOR YOUR ALLISON AUTOMATIC TRANSMISSION, TURN TO THE GROUP LISTED OPPOSITE THE ASSEMBLY PART NUMBER OF YOUR TRANSMISSION.

A/N*	MODEL	GROUP	A/N*	MODEL	GROUP
6885555	HT 740D	A	6885613	HT 750DRD	U
6885556	HT 740D	A	6885614	HT 750DRD	AF
6885557	HT 740D	T	6885615	HT 750DRD	W
6885558	HT 740D	T	6885616	HT 740D	R
6885559	HT 740FS	A	6885617	HT 740D	R
6885560	HT 750DRD	C	6885648	HT 750DRD	Z
6885561	HT 750DRD	J	6885649	HT 740D	A
6885562	HT 750DRD	AF	6885650	HT 754CRD	D
6885563	HT 754CRD	P	6885652	HT 750DRD	AA
6885564	HT 754CRD	D	6885681	HT 740D	R
6885565	HT 740D	AF	6885682	HT 750CRD	AF
6885566	HT 740D	T	23010727	HT 740D	A
6885573	HT 750CRD	D	23010728	HT 750DRD	AA
6885576	HT 740D	J	23010777	HT 750CRD	P
6885577	HT 740D	T	23010781	HT 750DRD	AA
6885578	HT 740D	A	23010783	HT 750CRD	M
6885579	HT 740D	J	23010786	HT 750CRD	M
6885580	HT 740D	J	23010788	HT 740D	R
6885581	HT 740FS	R	23010789	HT 750DRD	AA
6885582	HT 740D	A	23010790	HT 750CRD	D
6885583	HT 740D	A	23010791	HT 740D	A
6885584	HT 740D	A	23010798	HT 750CRD	AE
6885585	HT 740D	A	23010801	HT 740D	W
6885586	HT 740D	A	23010802	HT 750DRD	AD
6885587	HT 740D	J	23010803	HT 750DRD DB	AA
6885588	HT 740D	F	23010813	HT 740D	AA
6885589	HT 740D	J	23010832	HT 750DRD DB	AA
6885590	HT 754CRD	P	23010833	HT 750DRD DB	AF
6885591	HT 754CRD	P	23010835	HT 740D	R
6885592	HT 754CRD	AD	23010837	HT 754CRD	P
6885593	HT 754CRD	D	23010842	HT 750DRD DB	AF
6885594	HT 754CRD	D	23010844	HT 740D	J
6885595	HT 754CRD	B	23010845	HT 740D	F
6885596	HT 754CRD	B	23010846	HT 750DRD	AA
6885597	HT 750DRD	B	23010863	HT 740D	J
6885598	HT 750DRD	J	23010864	HT 754CRD	AF
6885599	HT 750DRD	J	23010865	HT 750DRD DB	AF
6885600	HT 750DRD	K	23010867	HT 750DRD	AA
6885601	HT 750DRD	AF	23010870	HT 750DRD	AE
6885602	HT 750DRD	AA	23010873	HT 740D	F
6885603	HT 750DRD	AA	23010874	HT 740FS	R
6885604	HT 750DRD	K	23010875	HT 740D	T
6885605	HT 750DRD	F	23010876	HT 740D	A
6885606	HT 750DRD	J	23010877	HT 754CRD	D
6885607	HT 750DRD	J	23010878	HT 754CRD	D
6885608	HT 750DRD	AA	23010879	HT 750DRD	F
6885609	HT 750DRD	AA	23010880	HT 750DRD	AA
6885610	HT 750DRD	AF	23010881	HT 740D	A
6885611	HT 750DRD	AA	23010882	HT 740D	A
6885612	HT 750DRD	P	23010883	HT 754CRD	L

CONTINUED ON NEXT PAGE

* A/N* ~ ASSEMBLY NUMBER - FOUND ON YOUR TRANSMISSION NAMEPLATE

FRONT SUPPORT AND MAIN REGULATOR VALVE SECTION

TO FIND DETAIL PARTS FOR YOUR ALLISON AUTOMATIC TRANSMISSION, TURN TO THE GROUP LISTED OPPOSITE THE ASSEMBLY PART NUMBER OF YOUR TRANSMISSION.

A/N*	MODEL	GROUP	A/N*	MODEL	GROUP
23010884	HT 754CRD	P	23011407	HT 740D	R
23010885	HT 750DRD	M	23011412	HT 750DRD	J
23010886	HT 750DRD	AE	23011413	HT 740D	AF
23010887	HT 754CRD	D	23011427	HT 750DRD	AF
23010888	HT 750DRD	J	23011428	HT 750DRD	N
23010889	HT 754CRD	P	23011430	HT 754CRD	D
23010891	HT 740D	R	23011432	HT 754CRD	L
23010892	HT 740D	R	23011434	HT 750DRD	AF
23010898	HT 750DRD	N	23011435	HT 750DRD	M
23010899	HT 750DRD	N	23011438	HT 750DRD	AA,
23010901	HT 740D	M	23011447	HT 750DRD	AD
23010902	HT 740D	M	23011459	HT 754CRD	P
23010905	HT 750DRD	L	23011469	HT 740D	T
23010906	HT 750DRD	M	23011495	HT 740D	R
23010918	HT 740D	T	23011506	HT 754CRD	S
23010919	HT 740D	T	23011508	HT 754CRG	A
23010920	HT 740D	R	23011509	HT 750DRD	B
23010921	HT 750CRD	D	23011510	HT 750DRD	M
23010922	HT 754CRD	6	23011509	HT 740D	A
23010923	HT 750DRD	S	23011532	HT 754CRD	P
23010935	HT 750DRD	M	23011544	HT 740D	A
23010936	HT 740D	A	23011556	HT 740D	T
23010937	HT 754CRD	D	23011557	HT 740D	A
23010938	HT 754CRD	AD	23011566	HT 750DRD	N
23010939	HT 754CRD	Y	23011567	HT 750DRD DB	J
23010940	HT 754CRD	P	23011569	HT 754CRD	P
23010958	HT 750DRD	AF	23011573	HT 754CRD	AF
23010963	HT 740D	A	23011587	HT 754CRD	AF
23010965	HT 750DRD	W	23011588	HT 750DRD	D
23010966	HT 750DRD	C	23011589	HT 750DRD	D
23010967	HT 750DRD	K	23011591	HT 740D	T
23010968	HT 750DRD	K	23011592	HT 754CRD	AP
23010969	HT 740D	M	23011850	HT 750DRD	M
23010975	HT 740D	R	23011852	HT 740D	M
23010976	HT 750DRD	J	23V12022	HT 750DRD DB	AF
23010977	HT 750DRD	M	23012050	HT 750DRD DB	U
23010989	HT 740D	M	23012053	HT 740D	A
23011306	HT 750DRD	J	23012069	HT 754CRD	P
23011309	HT 750DRD	J	23012087	HT 754CRD	AF
23011334	HT 754CRD	D	23012088	HT 740D	M
23011335	HT 750DRD	U	23012095	HT 750DRD	M
23011338	HT 740D	A	23C12096	HI 750DRD DB	M
23011341	HT 750DRD	J	23012097	HT 750DRD DB	M
23011343	HT 740D	R	23012098	HT 750DRD D8	AF
23011349	HT 740D	A	23012099	HT 750DRD DB	AF
23011389	HT 754CRD	D	23012110	HT 750DRD	Y
23011391	HT 740D	J	23012114	HT 740D	A
23011394	HT 750DRD	8	23012135	HT 740D	J
23011396	HT 750DRI	AF	23012139	HI 750DRD	AD
23011405	HT 750DRD	J	23012140	HT 740D	A

CONTINUED ON NEXT PAGE

* A/N* ~ ASSEMBLY NUMBER - FOUND ON YOUR TRANSMISSION NAMEPLATE

FRONT SUPPORT AND MAIN REGULATOR VALVE SECTION

TO FIND DETAIL PARTS FOR YOUR ALLISON AUTOMATIC TRANSMISSION, TURN TO THE GROUP LISTED OPPOSITE THE ASSEMBLY PART NUMBER OF YOUR TRANSMISSION.

A/N*	MODEL	GROUP	A/N*	MODEL	GROUP
23012141	HT 754CRD	A	23012756	HT 740D	R
23012171	HI' 754CRD	M	23012757	H1' 754CRD	D
23012172	HT 754CRD	D	23012767	HT 740D	T
23012193	HT 754CRD	A	23012768	HT 754CRD	AF
23012200	HT 754CRD	P	23012770	HT 740D	T
23012214	HT 740D	A	23014331	HT 740D	R
23012215	HT 740D	T	23014332	HT 747D	R
23012220	HT 754CRD	D	23014333	HT 750DRD	J
23012246	HT 750DRD	J	23014334	HT 754CRD	AD
23012256	HT 750DRD DB	J	23014344	HT 750DRD	AF
23012259	HT 750DRD	D	23014345	HT 754CRD	P
23012315	HT 754CRD	P	23014424	HT 750DRD DB	J
23012316	HT 754CRD	P	23014435	HT 740D	M
23012321	HT 740D	A	23014436	HT 754CRD	P
23012322	HT 740D	T	23014445	HT 750DRD	AF
23012326	HT 747D	R	23014463	HT 750DRD	K
23012327	HT 740D	F	23014475	HT 754CRD	D
23012363	HT 750DRD	N	23014476	HT 754CRD	D
23012364	HT 750DRD	J	23014477	HT 740D	B
23012381	HT 754CRD	A	23014478	HT 740D	B
23012419	HT 740D	R	23014492	HT 754CRD	B
23012420	HT 740D	T	23014498	HT 740D	A
23012421	HT 750DRD	J	23014499	HT 750DRD	M
23012422	HT 740D	A	23014500	HT 754DRD	B
23012427	HT 750DRD	8	23014502	HT 750DRD	AD
23012436	HT 740D	A	23014505	HT 750DRD	F
23012449	HT 740D	R	23014508	HT 750DRD	AF
23012450	HT 750DRD	M	23014526	HT 750DRD	J
23012471	HT 747D	R	23014529	HT 740D	A
23012474	HT 740D	AF	23014530	HI' 750DRD	F
23012475	HT 747D	R	23014539	HT 740D	J
23012476	HT 740D	A	23014541	HT 750DRD	B
23012503	HT 754CRD	B	23014545	HT 754CRD	AD
23012504	HT 750DRD	J	23014553	HT 740D	A
23012505	HT 740D	R	23014555	HT 740D	A
23012589	HT 750DRD	J	23014587	HT 754CRD	Y
23012590	HT 750DRD	M	23014588	HT 754CRD	Y
23012591	HT 740D	M	23014'643	HT 754CRD	B
23012594	HT 740D	A	23014645	HT 740D	'J
23012595	HT 750DRD DB	J	23014654	HT 750DRD	AD
23012649	HT 740D	M	23014658	HT 740D	r
23012684	HT 750DRD	J	23014661	HT 750DRD	J
23012690	HT 754CRD	AD	23014670	HT 750DRD	B
23012691	HT 740D	T	23014684	HT 754CRD	U
23012698	HT 750DRD	J	23014691	HI 754CRD	D
23012699	HT 750DRD	M	23014700	HT 754CRD	D
23012700	HT 750DRD	J	23014913	HT 750DRD	M
23012703	HT 740D	R	23014929	HT 750DRD	B
23012704	HT 740D	T	23014937	HT 747D	AG
23012745	HT 750DRD	AF	23014941	HT 747D	AG

CONTINUED ON NEXT PAGE

* A/N* ~ ASSEMBLY NUMBER - FOUND ON YOUR TRANSMISSION NAMEPLATE

FRONT SUPPORT AND MAIN REGULATOR VALVE SECTION

TO FIND DETAIL PARTS FOR YOUR ALLISON AUTOMATIC TRANSMISSION, TURN TO THE GROUP LISTED OPPOSITE THE ASSEMBLY PART NUMBER OF YOUR TRANSMISSION.

A/N*	MODEL	GROUP	A/N*	MODEL	GROUP
23014964	HT 747D	U	23019204	HT 740D	J
23014983	HT 754CRD	P	23019252	HT 740D	T
23014990	HT 754CRD	AD	23019255	HT 740D	A
23015009	HT 754CRD	B	23019256	HT 740D	A
23015010	HT 750DRD	B	23019257	HT 740D	A
23015028	HT 754CRD	D	23019258	HT 740D	R
23015032	HT 750DRD	AF	23019259	HT 740D	A
2301505n	HT 747D	AG	23019260	HT 740D	A
23015066	HT 754CRD	B	23019261	HT 740D	A
23015074	HT 747D	AG	23019262	HT 740D	A
23015104	HT 747D	A	23019263	HT 740D	T
23015137	HT 750DRD	AD	23019264	HT 740D	R
23015142	HT 740D	AF	23019265	HT 740D	A
23015152	HT 740D	R	23019266	HT 740D	A
23015153	HT 750DRD	J	23019267	HT 740D	A
23015177	HT 747D	AG	23019268	HT 740D	R
23015199	HT 750DRD DB	J	23019269	HT 740D	A
23015206	HT 750DRD	AF	23019270	HT 740D	T
23015214	HT 740D	A	23019271	HT 740D	T
23015215	HT 750DRD	R	23019272	HT 740D	A
23015216	HT 754CRD	B	23019273	HT 740D	A
23015222	HT 754CRD	B	23019274	HT 740D	A
23015248	H1 750DRD	Y	23019275	HT 740D	A
23015251	HT 750DRD	S	23019276	HT 740D	A
23019050	HT 7D0D	A	23019277	HI 140ES	A
23019052	HT 747D	V	23019278	HT 740D	T
23019057	HT 754CRD	L	23019279	HT 740D	R
23019099	HT 750DRD	Y	23019313	HT 740FS	R
23019100	HT 750DRD	J	23019314	HT 740D	R
23019101	HT 754CRD	P	23019330	HT 750DRD	F
23019107	HT 750DRD	R	23019338	HT 750DRD	U
23019149	HT 750DRD	B	23019344	HT 747D	AG
23019168	HT 750DRD	J	23019350	HT 747D	AG
23019174	HT 740D	A	23019605	HT 740D	T
23019175	HT 740D	R	23019646	HT 754CRD	D
23019176	HT 740D	A	23019647	HT 740D	T
23019177	HT 740D	R	23019658	HT 740D	M
23019178	HT 740D	R	23019696	HT 754CRD	D
23019179	HT 740D	A	23019697	HT 754CRD	B
23019180	HT 740D	A	23019698	HT 754CRD	AD
23019181	HT 7470	R	23019760	HT 740D	A
23019182	HT 7470	R	23019761	HT /40D	T
23019183	HT 747D	R	23019762	HT 740D	R
23019184	HT 747D	AG	23019803	HT 740D	A
23019185	HT 747D	AG	23019811	HT 750DRD	J
23019186	HT 740D	R	23019812	HT 750DRD	Y
23019187	H1 /4/D	R	23019823	HT 740D	A
23019199	HT 740D	J	23019824	HT 740D	R
23019202	HT 754CRD	B	23019825	HT 747D	AG
23019203	HT 750DRD	J	23019842	HT 747D	AG

CONTINUED ON NEXT PAGE

* A/N* ~ ASSEMBLY NUMBER - FOUND ON YOUR TRANSMISSION NAMEPLATE

FRONT SUPPORT AND MAIN REGULATOR VALVE SECTION

TO FIND DETAIL PARTS FOR YOUR ALLISON AUTOMATIC TRANSMISSION, TURN TO THE GROUP LISTED OPPOSITE THE ASSEMBLY PART NUMBER OF YOUR TRANSMISSION.

A/N*	MODEL	GROUP	A/N*	MODEL	GROUP
23019843	HT 747D	AG	23040673	HT 740D	A
23019nt9	HT 754CRD	D	23040682	HT 754CRD	D
23019928	HT 754CRD	AD	23040701	HT 754CRD	B
23019947	HT 754CRD	D	23040718	HT 750DRD	M
23019948	HT 754CRD	P	23040721	HT 747D	AG
23019949	HT 740D	B	23040722	HT 747D	AG
23019989	HT 747D	AG	23040727	HT 754CRD	Y
23019990	HT 747D	AG	23040755	HT 754CRD	B
23040190	HT 750DRD	F	23040756	HT 754CRD	B
23040209	HT 747D	AG	23040767	HT 754CRD	D
23040217	HT 750DRD DB	AF	23040791	HT 740D	T
23040241	HT 740D	F	23040792	HT 747D	AG
23040285	HT 740D	T	23040797	HT 747D	AG
23040292	HT 754CRD	D	23040798	HT 747D	AG
23040420	HT 740D	J	23040804	HT 740D	A
23040430	HT 747D	AG	2S040805	HT 740D	T
23040433	HT 740D	Y	23040821	HT 750DRD	AF
23040436	HT 754CRD	B	23040622	H1 740D	A
23040440	HT 754CRD	B	23040623	HT 740D	T
23040452	HT 740D	A	23040836	HT 750DRD	AF
230404B0	HT 754CRD	D	23040840	HT 740D	A
23040550	HT 750DRD	AD	23040899	HT 740D	J
23040634	HT 750DRD	Y	23040900	HT /40D	J
23040635	HT 740D	A	23040901	HT 740D	J
23040636	HT 740D	A	23040902	HT 740D	J
23040638	HT 740D	A	23040928	HT 754CRD	P
23040652	HT 740D	A	23040931	HT 740D	J
23040659	HT 750DRD	J	23040978	HT 750DRD	J
23040665	HT 750DRD	J	23041021	HT 740D	R
23040672	HT 750DRD	M	23041024	HT 750DRD	J

* A/N* - ASSEMBLY NUMBER - FOUND ON YOUR TRANSMISSION NAMEPLATE

ALLISON AUTOMATIC TRANSMISSION HT 700 SERIES PARTS CATALOG

NOTES

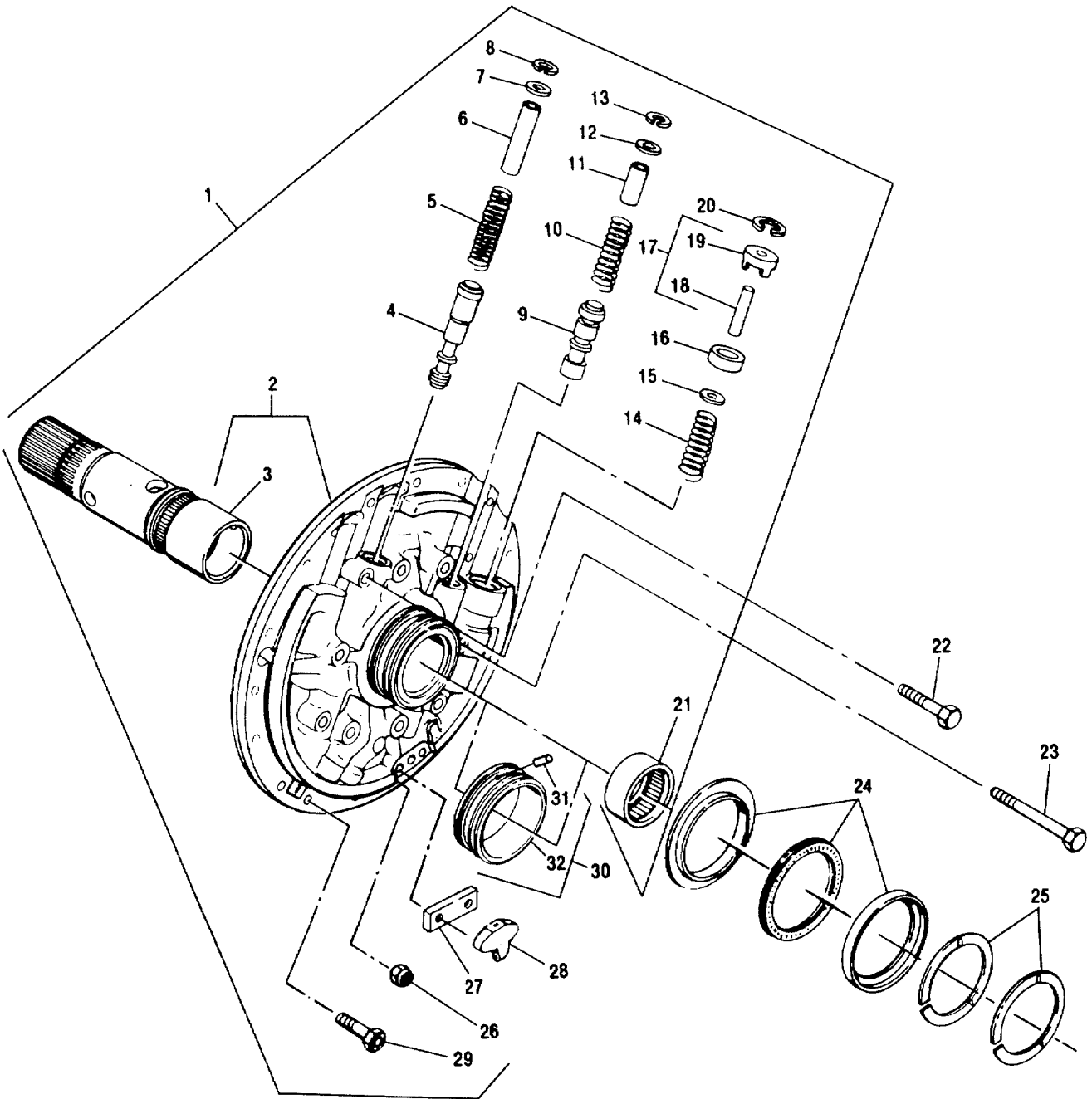


FIG. 8 FRONT SUPPORT AND MAIN REGULATOR VALVE

COPYRIGHT 1985 GENERAL MOTORS CORP. 08-01-85

11100C

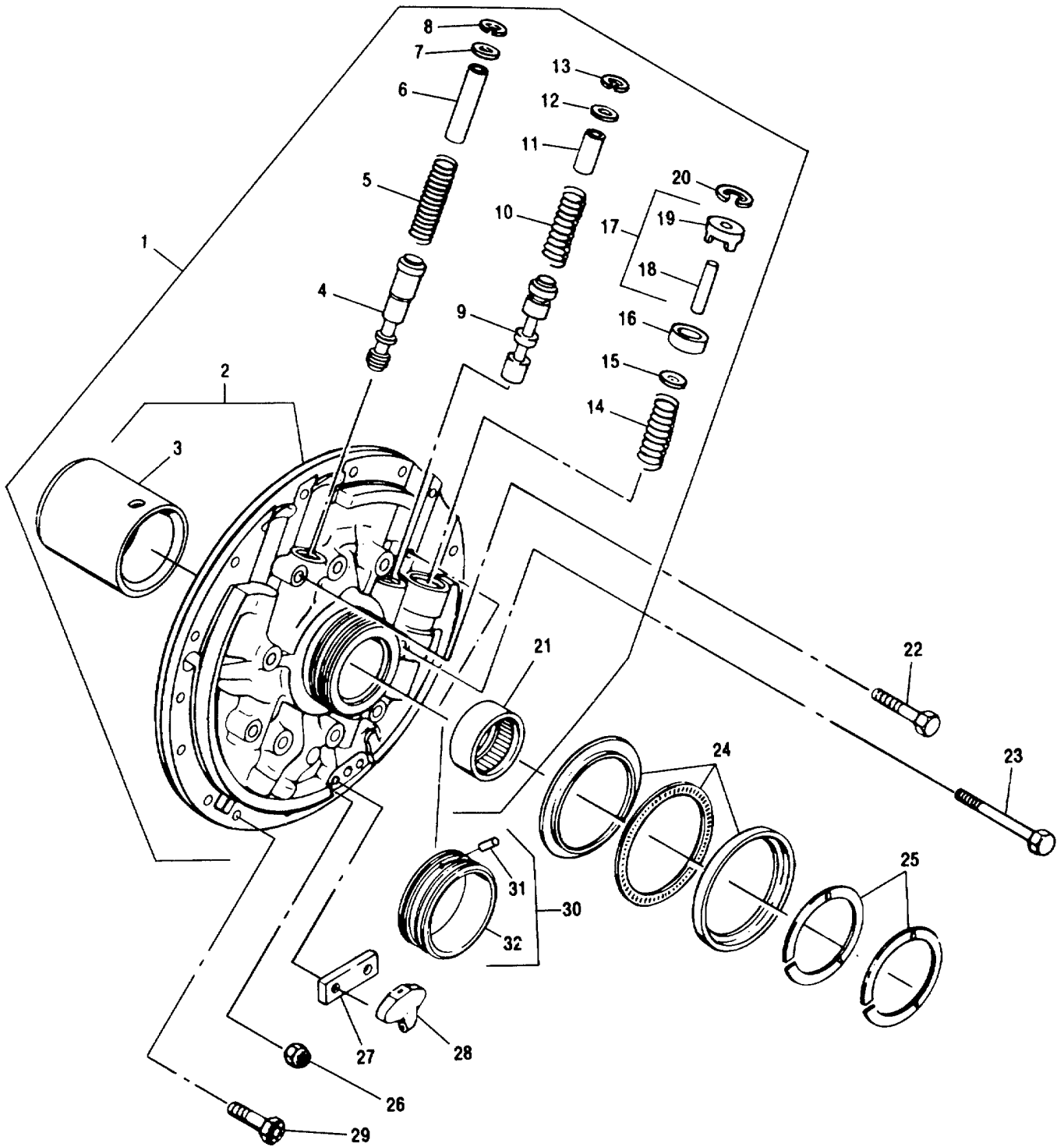


FIG. 8-1 FRONT SUPPORT AND MAIN REGULATOR VALVE

COPYRIGHT 1985 GENERAL MOTORS CORP. 08-01-85

ALLISON AUTOMATIC TRANSMISSION HT 700 SERIES PARTS CATALOG

NOTES

GROUP A

FRONT SUPPORT AND MAIN REGULATOR VALVE, FIGURE 8

REF NO	NOMENCLATURE	PART NO	REQ	RECOMMENDED SPARES FOR UNITS		
				1-25	26-50	51-200
1	FRONT SUPPORT AND VALVE ASSY	6839559	1	2	4	10
2	FRONT SUPPORT AND GROUND SLEEVE ASSY	6883950	1	1	1	2
3	SLEEVE	6834751	1	1	2	3
4	VALVE, MAIN PRESSURE REGULATOR	6834453	1	2	4	10
5	SPRING, MAIN REGULATOR VALVE . o	6839209	1	2	4	10
6	STOP, VALVE	6834936	1	2	4	10
7	WASHER, RETAINER	6834938	1	2	4	10
8	RING, SNAP, INTERNAL	274613	1	2	4	10
9	VALVE, LOCKUP SHIFT	6839010	1	2	4	10
10	SPRING, VALVE	6838520	1	2	4	10
11	STOP, VALVE	6334456	1	2	4	10
12	WASHER, RETAINER	6834946	1	2	4	10
13	RING, SNAP, INTERNAL	9414876	1	2	4	10
14	SPRING, VALVE	6769252	1	2	4	10
15	VALVE, CONVERTER BY PASS	6834568	1	2	4	10
16	SEAT, VALVE	6834666	1	2	4	10
17	SUPPORT ASSY, VALVE	6834463	1	2	4	10
18	GUIDE, VALVE	6834665	* 1			
19	SUPPORT, VALVE	6B34462	* 1			
20	RING, SNAP	9420905	1	3	6	15
21	BEARING ASSY, ROLLER	9426570	1	3	6	15
22	BOLT, HX HD, 3/8 - 16 X 2 172	9414215	3	6	12	3S
23	BOLT, HX HD, 3/8 - 16 X 4	186285	6	12	24	72
24	KIT, BEARING ASSY, CONSISTS OF 1-9424098.....	6839821	1	3	6	15
	ROLLER BEARING ASSY, 1-4431998 RACE AND 1-9431999 RACE.					
25	KIT, SEAL RING, BUTT JOINT; CONSISTS OF	23014441	1 KIT	3	6	18
	2-23013932 SEAL RINGS					
26	NOT USED IN THIS GROUP					
27	BLOCKER, FRONT PITOT	6838078	1	2	4	10
28	NOT USED IN THIS GROUP					
29	BOLT, HX HD, SELF-LOCKING, 3/8 - 16 X 1 1/2	9409231	16	32	64	192
30	KIT, SLEEVE, FRONT SUPPORT, CONSISTS OF 274884	23011446	1	1	1	2
	PIN, 23011621 SLEEVE AND 23011445 INSTRUCTION SHEET.					
31	PIN	274889	1	2	4	6
32	SLEEVE	23011621	* 1			

GROUP B

FRONT SUPPORT AND MAIN REGULATOR VALVE, FIGURE 8
SAME AS GROUP A, EXCEPT FOR PARTS LISTED BELOW.

27	NOT USED IN THIS GROUP					
28	PITOT, FRONT	6839525	1	2	4	10

GROUP C

FRONT SUPPORT AND MAIN REGULATOR VALVE, FIGURE 8
SAME AS GROUP A, EXCEPT FOR PARTS LISTED BELOW

1	FRONT SUPPORT AND VALVE ASSY	6839554	1	2	4	10
10	SPRING, VALVE	6838090	1	2	4	10
27	NOT USED IN THIS GROUP					
28	PITOT, FRONT	6839525	1	2	4	10

* SERVICED AS AN ASSY - NOT AS A DETAIL PART

GROUP D
 FRONT SUPPORT AND MAIN REGULATOR VALVE, FIGURE 8
 SAME AS GROUP A, EXCEPT FOR PARTS LISTED BELOW

REF NO	NOMENCLATURE	PART NO	REQ	RECOMMENDED SPARES FOR UNITS		
				1-25	26-50	51-200
1	FRONT SUPPORT AND VALVE ASSY	6839560	1	2	4	10
10	SPRING, VALVE	6839268	1	2	4	10
27	NOT USED IN THIS GROUP					
28	PITOT, FRONT	6839525	1	2	4	10

GROUP E
 FRONT SUPPORT AND MAIN REGULATOR VALVE, FIGURE 8
 SAME AS GROUP A, EXCEPT FOR PARTS LISTED BELOW

26	NUT, HX LOCK	190637	2	20	40	100
27	NOT USED IN THIS GROUP					

GROUP F
 FRONT SUPPORT AND MAIN REGULATOR VALVE, FIGURE 8
 SAME AS GROUP A, EXCEPT FOR PARTS LISTED BELOW

1	FRONT SUPPORT AND VALVE ASSY	6839558	1	2	4	10
10	SPRING, VALVE	6838089	1	2	4	10
27	NOT USED IN THIS GROUP					
28	P1TOT, FRONT	6839525	1	2	4	12

GROUP G
 FRONT SUPPORT AND MAIN REGULATOR VALVE, FIGURE 8
 SAME AS GROUP A, EXCEPT FOR PARTS LISTED BELOW

1	FRONT SUPPORT AND VALVE ASSY	6839561	1	2	4	10
10	SPRING, LOCKUP VALVE	6839419	1	2	4	10

GROUP H
 FRONT SUPPORT AND MAIN REGULATOR VALVE, FIGURE 8
 SAME AS GROUP A, EXCEPT FOR PARTS LISTED BELOW

1	FRONT SUPPORT AND VALVE ASSY	6839558	1	2	4	10
10	SPRING, VALVE	6838089	1	2	4	10

GROUP J
 FRONT SUPPORT AND MAIN REGULATOR VALVE, FIGURE 8
 SAME AS GROUP A, EXCEPT FOR PARTS LISTED BELOW

1	FRONT SUPPORT AND VALVE ASSY	6839561	1	2	4	10
10	SPRING, LOCKUP VALVE	6839419	1	2	4	10
27	NOT USED IN THIS GROUP					
28	PITOT, FRONT	6839525	1	2	4	10

GROUP K
FRONT SUPPORT AND MAIN REGULATOR VALVE, FIGURE 8
SAME AS GROUP A, EXCEPT FOR PARTS LISTED BELOW

REF NO	NOMENCLATURE	PART NO	REQ	RECOMMENDED SPARES FOR UNITS		
				1-25	26-50	51-200
1	FRONT SUPPORT AND VALVE ASSY	6839560	1	2	4	10
10	SPRING, VALVE	6839268	1	2	4	10
26	NUT, HEX LOCK	190637	2	2	4	10
27-28	NOT USED IN THIS GROUP					

GROUP L
FRONT SUPPORT AND MAIN REGULATOR VALVE, FIGURE 8
SAME AS GROUP A, EXCEPT FOR PARTS LISTED BELOW

1	FRONT SUPPORT AND VALVE ASSY	6880176**	1			
10	SPRING, VALVE	6880166	2	4	10	
27	NOT USED IN THIS GROUP					
28	PITOT, FRONT	6839525	1	2	4	70

GROUP M
FRONT SUPPORT AND MAIN REGULATOR VALVE, FIGURE 8-1

1	FRONT SUPPORT AND MAIN REGULATOR VALVE	6880286	1	2	4	10
2	FRONT SUPPORT AND GROUND SLEEVE ASSY	6883949	1	1	1	2
3	SLEEVE	6834751	1	1	2	3
4	VALVE, MAIN PRESSURE REGULATOR	6834453	1	2	4	10
5	SPRING, MAIN REGULATOR VALVE	6839209	1	2	4	10
6	STOP, VALVE	6834936	1	2	4	10
7	WASHER, RETAINER	6834938	1	2	4	10
8	RING, SNAP, INTERNAL	274613	1	2	4	10
9	VALVE, LOCKUP SHIFT	6839010	1	2	4	10
10	SPRING, VALVE	6839268	1	2	4	10
11	STOP, VALVE	6834456	1	2	4	10
12	WASHER, RETAINER	6834946	1	2	4	10
13	RING, SNAP, INTERNAL	9414876	1	2	4	10
14	SPRING, VALVE	6769252	1	2	4	10
15	VALVE, CONVERTER BY PASS	6834568	1	2	4	10
16	SEAT, VALVE	6834666	1	2	4	10
17	SUPPORT ASSY, VALVE	6834463	1	2	4	10
18	GUIDE, VALVE	6834665	* 1			
19	SUPPORT, VALVE	6834462	* 1			
20	RING, SNAP	9420905	1	3	6	15
21	BEARING ASSY, ROLLER	9426570	1	3	6	15
22	BOLT, HX HD, 3/8 - 16 X 2 1/2	9414215	3	6	12	36
23	BOLT, HX HD, 3/8 - 16 X 5	9418964	6	12	24	72
24	KIT, BEARING ASSY, CONSISTS OF 1-9424098.....	6839821	1	3	6	15
	ROLLER BEARING ASSY, 1-9431998 RACE AND 1-9431999 RACE.					
25	KIT, SEAL RING, BUTT JOINT, CONSISTS OF	23014441	1	3	16	18
	2-23013932 SEAL RINGS					
26-27	NOT USED IN THIS GROUP					
28	PITOT, FRONT	6839525	1	2	4	10
29	BOLT, HX HD, SELF-LOCKING, 3/8 - 16 X 1 1/2	9409231	16	32	64	192
30	KIT, SLEEVE, FRONT SUPPORT, CONSISTS OF 274884.	23011446	1	1	1	2
	PIN, 23011621 SLEEVE AND 23011445 INSTRUCTION SHEET.					
31	PIN	274884	1	2	4	6
32	SLEEVE	23011621	* 1			

* SERVICED AS AN ASSY - NOT AS A DETAIL PART

** SERVICED ONLY AS DETAIL PARTS - NOT AVAILABLE AS AN ASSEMBLY

GROUP N
FRONT SUPPORT AND MAIN REGULATOR VALVE, FIGURE 8-1
SAME AS GROUP M, EXCEPT FOR PARTS LISTED BELOW

REF NO	NOMENCLATURE	PART NO	REQ	RECOMMENDED SPARES FOR UNITS		
				1-25	26-50	51-200
26	NUT, HEX LOCK	190637	2	2	4	10
28	NOT USED IN THIS GROUP					

GROUP P
FRONT SUPPORT AND MAIN REGULATOR VALVE, FIGURE 8-1
SAME AS GROUP M, EXCEPT FOR PARTS LISTED BELOW

22	BOLT, HX HD, 3/8 - 16 X 2 1/4	9409517	9	18	36	108
23	NOT USED IN THIS GROUP					
29	BOLT, HX HD, SELF-LOCKING, 3/8 - 16 X 1 1/4	9409030	16	32	64	192

GROUP Q
FRONT SUPPORT AND MAIN REGULATOR VALVE, FIGURE 8-1
SAME AS GROUP M, EXCEPT FOR PARTS LISTED BELOW

1	FRONT SUPPORT AND MAIN REGULATOR VALVE	6880741	1	2	4	10
10	SPRING, VALVE	6880166	1	2	4	10
22	BOLT, HX HD, 3/8 - 16 X 2 1/4	9409517	9	1B	36	108
23	NOT USED IN THIS GROUP					
29	BOLT, HX HD, SELF-LOCKING, 3/8 - 16 X 1 1/4	9409030	16	16	32	192

GROUP R
FRONT SUPPORT AND MAIN REGULATOR VALVE, FIGURE 8-1
SAME AS GROUP M, EXCEPT FOR PARTS LISTED BELOW

1	FRONT SUPPORT AND MAIN REGULATOR VALVE	6880972	1	2	4	10
10	SPRING, VALVE	6838520	1	2	4	10
22	BOLT, HX HD, 3/8-16 X 2 1/4	9409517	9	18	36	108
23	NOT USED IN THIS GROUP					
26	NOT USED IN THIS GROUP					
27	BLOCKER, FRONT PITOT	6838078	1	2	4	10
28	NOT USED IN THIS GROUP					
29	BOLT, HX HD, SELF-LOCKING, 3/8-16 X 1 1/4	9409030	16	32	64	192

GROUP S
FRONT SUPPORT AND MAIN REGULATOR VALVE, FIGURE 8-1
SAME AS GROUP M, EXCEPT FOR PARTS LISTED BELOW

1	FRONT SUPPORT AND MAIN REGULATOR VALVE	6880836	1	2	4	10
10	SPRING, VALVE	6838089	1	2	4	10
22	BOLT, HX HD, 3/8-16 X 2 1/4	9409517	9	18	36	108
23	NOT USED IN THIS GROUP					
29	BOLT, HX HD, SELF-LOCKING, 3/8-16 X 1 1/4	9409030	16	32	64	192

GROUP T
FRONT SUPPORT AND MAIN REGULATOR VALVE, FIGURE 8-1
SAME AS GROUP M, EXCEPT FOR PARTS LISTED BELOW

REF NO	NOMENCLATURE	PART NO	REQ	RECOMMENDED SPARES FOR UNITS		
				1-25	26-50	51-200
1	FRONT SUPPORT AND MAIN REGULATOR VALVE.....	6880972	1	2	4	10
10	SPRING, VALVE	6838520	1	2	4	10
26	NOT USED IN THIS GROUP					
27	BLOCKER, FRONT PITOT	6838078	1	2	4	10
28	NOT USED IN THIS GROUP					

GROUP U
FRONT SUPPORT AND MAIN REGULATOR VALVE, FIGURE 8-1
SAME AS GROUP M, EXCEPT FOR PARTS LISTED BELOW

1	FRONT SUPPORT AND MAIN REGULATOR VALVE.....	6880836	1	2	4	10
10	SPRING, VALVE	6838089	1	2	4	10

GROUP V
FRONT SUPPORT AND MAIN REGULATOR VALVE, FIGURE 8-1
SAME AS GROUP M, EXCEPT FOR PARTS LISTED BELOW

1	FRONT SUPPORT AND MAIN REGULATOR VALVE	6839838	1	2	4	10
10	SPRING, VALVE	6839419	1	2	4	50
22	BOLT, HX HD, 3/8-16 X 2 1/4	9409517	9	18	36	108
23	NOT USED IN THIS GROUP					
26	NOT USED IN THIS GROUP					
27	BLOCKER, FRONT PITOT	6838078	1	2	4	10
28	NOT USED IN THIS GROUP					
29	BOLT, HX HD, SELF-LOCKING, 3/8-16 X 1 1/4	9409030	16	32	64	192

GROUP W
FRONT SUPPORT AND MAIN REGULATOR VALVE, FIGURE 8-1
SAME AS GROUP M, EXCEPT FOR PARTS LISTED BELOW

1	FRONT SUPPORT AND MAIN REGULATOR VALVE	6881851	1	2	4	10
10	SPRING, VALVE	6838090	1	2	4	10
22	BOLT, HX HD, 3/8-16 X 2 1/4	9409517	9	18	36	108
23	NOT USED IN THIS GROUP					
29	BOLT, HX HD, SELF-LOCKING, 3/8-16 X 1 1/4	9409030	16	32	64	192

GROUP X
FRONT SUPPORT AND MAIN REGULATOR VALVE, FIGURE 8-1
SAME AS GROUP M, EXCEPT FOR PARTS LISTED BELOW

1	FRONT SUPPORT AND MAIN REGULATOR VALVE.....	6881851	1	2	4	10
10	SPRING, VALVE	6838089	1	2	4	10
27	BLOCKER, FRONT PITOT	6838078	1	2	4	10
28	NOT USED IN THIS GROUP					

GROUP Y
 FRONT SUPPORT AND MAIN REGULATOR VALVE, FIGURE 8-1
 SAME AS GROUP M, EXCEPT FOR PARTS LISTED BELOW

REF NO	NOMENCLATURE	PART NO	REQ	RECOMMENDED SPARES FOR UNITS		
				1-25	26-50	51-200
1	FRONT SUPPORT AND VALVE ASSY	6880972	1	2	4	10
10	SPRING, VALVE, LOCKUP	6838520	1	1	2	4

GROUP Z
 FRONT SUPPORT AND MAIN REGULATOR VALVE, FIGURE 8-1
 SAME AS GROUP M, EXCEPT FOR PARTS LISTED BELOW

1	FRONT SUPPORT AND MAIN REGULATOR VALVE	6881851	1	2	4	10
10	SPRING, VALVE	6838090	1	2	4	10

GROUP AA
 FRONT SUPPORT AND MAIN REGULATOR VALVE, FIGURE 8-1
 SAME AS GROUP M, EXCEPT FOR PARTS LISTED BELOW

1	FRONT SUPPORT AND MAIN REGULATOR VALVE	6839838	1	2	4	10
10	SPRING, VALVE	6839419	1	2	4	10
22	BOLT, HX HD, 3/8-16 X 2 1/4	9409517	9	18	36	108
23	NOT USED IN THIS GROUP					
29	BOLT, HX HD, SELF-LOCKING, 3/8-16 X 1 1/4	9409030	16	32	64	192

GROUP AB
 FRONT SUPPORT AND MAIN REWLATOR VALVE, FIGURE 8-1
 SAME AS GROUP M, EXCEPT FOR PARTS LISTED BELOW

1	FRONT SUPPORT AND MAIN REGULATOR VALVE	6880741	1	2	4	10
10	SPRING, VALVE	6880166	1	2	4	10

GROUP AC
 FRONT SUPPORT AND MAIN REGULATOR VALVE, FIGURE 8
 SAME AS GROUP A, EXCEPT FOR PARTS LISTED BELOW

1	FRONT SUPPORT AND MAIN REGULATOR VALVE	6839561	1	2	4	10
10	SPRING, LOCKUP VALVE	6839419	1	2	4	10
22	BOLT, HX-HD, 3/8-16 X 2 1/4	9409517	9	18	36	108
23	NOT USED IN THIS GROUP					
27	NOT USED IN THIS GROUP					
28	PITOT, FRONT	6839525	1	2	4	10
29	BOLT, HX HD, SELF-LOCKING, 3/8-16 X 1 1/4	9409030	16	32	64	192

GROUP AD
 FRONT SUPPORT AND MAIN REGULATOR VALVE, FIGURE 8-1
 SAME AS GROUP M, EXCEPT FOR PARTS LISTED BELOW

REF NO	NOMENCLATURE	PART NO	REQ	RECOMMENDED SPARES FOR UNITS		
				1-25	26-50	51-200
1	FRONT SUPPORT AND MAIN REGULATOR VALVE	6880972	1	2	4	10
10	SPRING, LOCKUP VALVE	6838520	1	2	4	10
22	BOLT, HX HD, 3/8-16 X 2 1/4	9409517	9	18	36	108
23	NOT USED IN THIS GROUP					
29	BOLT, HX HD, SELF-LOCKING, 3/8-16 X 1 1/4	9409030	16	32	64	192

GROUP AE
 FRONT SUPPORT AND MAIN REGULATOR VALVE, FIGURE 8-1
 SAME AS GROUP M, EXCEPT FOR PARTS LISTED BELOW

1	FRONT SUPPORT AND MAIN REGULATOR VALVE	6880741	1	2	4	10
10	SPRING, VALVE	6880166	1	2	4	10

GROUP AF
 FRONT SUPPORT AND MAIN REGULATOR VALVE, FIGURE 8-1
 SAME AS GROUP M, EXCEPT FOR PARTS LISTED BELOW

1	FRONT SUPPORT AND MAIN REGULATOR VALVE.....	6839838	1	2	4	10
10	SPRING, VALVE	6839419	1	2	4	10

GROUP AG
 FRONT SUPPORT AND MAIN REGULATOR VALVE, FIGURE 8
 SAME AS GROUP A, EXCEPT FOR PARTS LISTED BELOW

23	BOLT, HX HD, 3X18 - 16 X 5.....	9418964	6	12	24	72
----	---------------------------------	---------	---	----	----	----

ALLISON AUTOMATIC TRANSMISSION HT 700 SERIES PARTS CATALOG

NOTES

INPUT SHAFT AND FORWARD CLUTCH SECTION

TO FIND DETAIL PARTS FOR YOUR ALLISON AUTOMATIC TRANSMISSION, TURN TO THE GROUP LISTED OPPOSITE THE ASSEMBLY PART NUMBER OF YOUR TRANSMISSION

A/N*	MODEL	GROUP	A/N*	MODEL	GROUP
6835534	HT 740D	A	6880083	HT 750DRD	A
6838065	HT 740D	A	6880106	HT 740D	A
6838066	HT 740D	A	6880107	HT 740D	A
6838067	HT 740D	A	6880182	HT 750CRD	A
6838075	HT 740D	A	6880243	HT 750DRD	A
6838280	HT 750DRD	A	6880248	HT 750CRD	A
6838282	HT 750CRD	A	6880275	HT 750CRD	A
6838355	HT 750DRD	A	6880284	HT 750DRD	B
6838517	HT 740D	A	6880285	HT 750DRD	B
6838571	HT 740D	A	6880363	HT 750DRD	C
6838683	HT 740D	A	6880364	HT 750DRD	D
6838697	HT 740D	A	6880367	HT 740D	A
6839073	HT 750CRD	A	6880393	HT 750DRD	B
6839074	HT 750CRD	A	6880396	HT 750CRD	A
6839246	HT 750CRD	A	6880408	HT 740D	A
6839411	HT 750CRD	A	6880409	HT 740D	A
6839412	HT 740D	A	6880411	HT 750DRD	A
6839439	HT 740D	A	6880435	HT 740D	A
6839440	HT 740D	A	68B0447	HT 750CRD	A
6839441	HT 750CRD	A	6880475	HT 750DRD	A
6839474	HT 750DRD	A	6880485	HT 750CRD	A
6839475	HT 750DRD	A	6880587	HT 740D	A
6839498	HT 750CRD	A	6880688	HT 750CRD	A
6839500	HT 750DRD	A	6880712	HT 750CRD	A
6839518	HT 750CRD	A	6880722	HT 750CRD	A
6839519	HT 740D	A	6880723	HT 740D	A
6839520	HT 740D	A	6880738	HT 750CRD	A
6839568	HT 740D	A	6880739	HT 750CRD	C
6839590	HT 750CRD	A	6880740	HT 750CRD	C
6839596	HT 750DRD	A	6880748	HT 750GRD	A
6839623	HT 750DRD	A	6880803	HT 750DRD	A
6839668	HT 750DRD	A	6880825	HT 740D	A
6839669	HT 750DRD	A	6880865	HT 740D	A
6839670	HT 750DRD	A	6880871	HT 750CRD	C
6839674	HT 740D	A	6880910	HT 750CRD	C
6839750	HT 750CRD	A	6880919	HT 750CRD	A
6839823	HT 750CRD	A	6880920	HT 750DRD	A
6839824	HT 740D	A	6880930	HT 750DRD	A
6839906	HT 740D	A	6880968	HT 750DRD	A
6839922	HT 750DRD	A	6880969	HT 750CRD	A
6839923	HT 750DRD	A	6880970	HT 740D	C
6839924	HT 750DRD	A	6881023	HT 740D	A
6839932	HT 750CRD	A	6881054	HT 740D	B
6839933	HT 750DRD	A	6881055	HT 740D	B
6839993	HT 740D	A	6881059	HT 740D	A
6880041	HT 750CRD	A	6881120	HT 750CRD	A
6880042	HT 750DRD	A	6881140	HT 740D	A
6880046	HT 740D	A	6881151	HT 750CRD	A
6880047	HT 750CRD	A	6881156	HT 750DRD	A
6880081	HT 750CRD	A	6881166	HT 740D	A

CONTINUED ON NEXT PAGE

* A/N* - ASSEMBLY NUMBER - FOUND ON YOUR TRANSMISSION NAMEPLATE

INPUT SHAFT AND FORWARD CLUTCH SECTION

TO FIND DETAIL PARTS FOR YOUR ALLISON AUTOMATIC TRANSMISSION, TURN TO THE GROUP LISTED OPPOSITE THE ASSEMBLY PART NUMBER OF YOUR TRANSMISSION

A/N*	MODEL	GROUP	A/N*	MODEL	GROUP
6881167	HT 750CRD	A	6881312	HT 750DRD	A
6881168	HT 750CRD	A	6881313	HT 750DRD	A
6881169	HT 750CRD	A	6881314	HT 750DRD	A
6881191	HT 740D	A	6881315	HT 750DRD	A
6881192	HT 750DRD	A	6881316	HT 750DRD	A
6881193	HT 740D	A	6881317	HT 750DRD	A
6881194	HT 740D	A	6881318	HT 750DRD	A
6881195	HT 740D	A	6881319	HT 750DRD	A
6881196	HT 740D	A	6881320	HT 750DRD	A
6881197	HT 750CRD	A	6881321	HT 750DRD	A
6881198	HT 740D	A	6881322	HT 740D	A
6881199	HT 740D	A	** 6881322B	HT 740D	A
6881200	HT 740D	A	6881323	HT 740D	A
6881201	HT 740D	A	** 6881323B	HT 740D	A
6881202	HT 750CRD	A	6881324	HT 740D	A
6881203	HT 750CRD	A	** 6881324B	HT 740D	A
6881204	HT 750CRD	A	6881325	HT 740D	A
6881205	HT 750CRD	A	** 6881325B	HT 740D	A
6881213	HT 740D	A	6881326	HT 740D	A
6881263	HT 740D	A	6881327	HT 740D	A
6881266	HT 740D	A	6881328	HT 740D	A
6881267	HT 750DRD	A	6881329	HT 740D	A
6881268	HT 750DRD	A	6881330	HT 740D	A
6881288	HT 740D	A	6881331	HT 740D	A
6881289	HT 740D	A	6881332	HT 740D	A
6881292	HT 750CRD	A	6881333	HT 740D	A
** 6881292B	HT 750CRD	A	6881334	HT 740D	A
6881293	HT 750CRD	A	6881335	HT 740D	A
6881294	HT 750CRD	A	** 6881335B	HT 740D	A
6881295	HT 750CRD	A	6881336	HT 740D	A
** 6881295B	HT 750CRD	A	6881337	HT 740D	A
6881296	HT 750CRD	A	6881338	HT 740D	A
** 6881296B	HT 750CRD	A	6881339	HT 750DRD	C
6881297	HT 750CRD	A	6881340	HT 750DRD	D
** 6881297B	HT 750CRD	A	6881341	HT 750DRD	B
6881299	HT 750CRD	A	6881342	HT 750DRD	B
6881300	HT 750CRD	A	6881343	HT 750DRD	B
6881301	HT 750CRD	A	6881344	HT 750CRD	C
6881302	HT 750CRD	A	6881345	HT 750CRD	C
** 6881302B	HT 750CRD	A	6881346	HT 750CRD	C
6881303	HT 750CRD	A	6881347	HT 750CRD	C
** 6881303B	HT 750CRD	A	6881348	HT 740D	C
6881304	HT 750CRD	A	6881349	HT 740D	B
6881305	HT 750CRD	A	6881350	HT 740D	B
6881306	HT 750CRD	A	** 6881350B	HT 740D	B
6881307	HT 750DRD	A	6881351	HT 740D	A
6881308	HT 750DRD	A	** 6881351B	HT 740D	A
6881309	HT 750DRD	A	6881361	HT 750DRD	C
6881310	HT 750DRD	A	6881408	HT 750CRD	A
6881311	HT 750DRD	A	6881419	HT 740D	A

CONTINUED ON NEXT PAGE

* A/N* - ASSEMBLY NUMBER - FOUND ON YOUR TRANSMISSION NAMEPLATE

** SEE SP1 15TR75

INPUT SHAFT AND FORWARD CLUTCH SECTION

TO FIND DETAIL PARTS FOR YOUR ALLISON AUTOMATIC TRANSMISSION, TURN TO
THE GROUP LISTED OPPOSITE THE ASSEMBLY PART NUMBER OF YOUR TRANSMISSION

A/N*	MODEL	GROUP	A/N*	MODEL	GROUP
** 68814198	HT 740D	A	6882086	HT 740D	A
6881420	HT 740D	A	** 6882086B	HT 740D	A
6881421	HT 750DRD	A	6882087	HT 740D	A
6881430	HT 740D	B	** 6882087B	HT 740D	A
6881431	HT 740D	B	6882088	HT 740D	B
6881437	HT 740D	A	** 68820888	HT 740D	B
6881445	HT 750DRD	C	6882089	HT 740D	B
6881447	HT 750DRD	C	** 6882089B	HT 740D	B
6881448	HT 750DRD	C	6882090	HT 740D	C
6881449	HT 750CRD	B	** 68820908	HT 740D	C
6881452	HT 740D	A	6882094	HT 750CRD	B
6881453	HT 750CRD	C	6882104	HT 740D	A
6881531	HT 740D	A	** 68821048	HT 740D	A
6881532	HT 750DRD	D	6882159	HT 750CRD	B
6881548	HT 750DRD	A	6882161	HT 750DRD	B
6881655	HT 740D	A	6882163	HT 740D	A
6881707	HT 740D	A	6882164	HT 740D	A
6881708	HT 740D	A	6882165	HT 740D	A
6881709	HT 740D	A	6882166	HT 740D	A
6881710	HT 740D	A	6882167	HT 740D	A
6881711	HT 740D	B	6882168	HT 740D	A
6881712	HT 740D	A	6882169	HT 740D	A
6881713	HT 740D	A	6882170	HT 740D	B
6881714	HT 740D	A	6882171	HT 740D	A
6881849	HT 740D	A	6882172	HT 740D	A
** 6881849B	HT 740D	A	6882173	HT 740D	A
6881864	HT 750DRD	C	6882174	HT 740D	A
6881865	HT 750DRD	C	6882175	HT 740D	A
6881872	HT 750DRD	C	6882176	HT 740D	A
6881873	HT 750DRD	A	6882177	HT 740D	C
6881880	HT 750DRD	B	6882178	HT 740D	A
6881890	HT 750CRD	C	6882179	HT 750CRD	A
6881949	HT 740D	A	6882180	HT 750CRD	A
6881950	HT 750DRD	C	6882181	HT 750CRD	A
6881951	HT 750DRD	C	6882182	HT 750CRD	A
6881957	HT 740D	B	6882183	HT 750CRD	A
6882070	HT 740D	C	6882184	HT 750CRD	A
** 6882070B	HT 740D	C	6882185	HT 750CRD	A
6882080	HT 740D	A	6882186	HT 750CRD	C
** 6882080B	HT 740D	A	6882187	HT 750CRD	A
6882081	HT 740D	A	6882188	HT 750CRD	A
** 6882081B	HT 740D	A	6882189	HT 750CRD	A
6882082	HT 740D	A	6882190	HT 740D	C
** 6882082B	HT 740D	A	6882259	HT 750DRD	B
6882083	HT 740D	A	6882268	HT 740D	A
** 6882083B	HT 740D	A	6882270	HT 740D	C
6882084	HT 740D	A	6882271	HT 740D	D
** 6882084B	HT 740D	A	6882272	HT 740D	A
6882085	HT 740D	A	6882273	HT 740D	A
** 6882085B	HT 740D	A	6882274	HT 740D	A

CONTINUED ON NEXT PAGE

* A/N* - ASSEMBLY NUMBER - FOUND ON YOUR TRANSMISSION NAMEPLATE

** SEE SPI 15TR75

INPUT SHAFT AND FORWARD CLUTCH SECTION

TO FIND DETAIL PARTS FOR YOUR ALLISON AUTOMATIC TRANSMISSION, TURN TO
THE GROUP LISTED OPPOSITE THE ASSEMBLY PART NUMBER OF YOUR TRANSMISSION

A/N*	MODEL	GROUP	A/N*	MODEL	GROUP
6882275	HT 740D	A	6882449	HT 740D	A
6882276	HT 750CRD	A	6882450	HT 740D	A
6882277	HT 750CRD	A	6882451	HT 740D	A
6882278	HT 750CRD	A	6882452	HT 740D	B
6882279	HT 750CRD	A	6882453	HT 740D	B
6882280	HT 750CRD	A	6882454	HT 740D	C
6882281	HT 750CRD	A	6882455	HT 750CRD	B
6882298	HT 750DRD	B	6882456	HT 750CRD	B
6882329	HT 750CRD	B	6882457	HT 750CRD	A
6882340	HT 750CRD	C	6882458	HT 750CRD	A
6882341	HT 750DRD	C	6882459	HT 750CRD	A
6882346	HT 740D	A	6882460	HT 750CRD	A
6882413	HT 740D	A	6882461	HT 750CRD	A
6882411	HT 740D	A	6882462	HT 750CRD	A
6882412	HT 740D	A	6882463	HT 750CRD	B
6882414	HT 740D	C	6882464	HT 750CRD	A
6882415	HT 740D	C	6882465	HT 750CRD	A
6882416	HT 740D	A	6882466	HT 750CRD	A
6882417	HT 740D	A	6882467	HT 750CRD	A
6882418	HT 740D	A	6882468	HT 750CRD	A
6882419	HT 740D	A	6882469	HT 750CRD	A
6882420	HT 740D	A	6882470	HT 750CRD	A
6882421	HT 740D	A	6882471	HT 750CRD	A
6882422	HT 740D	A	6882472	HT 750CRD	C
6882423	HT 740D	A	6882473	HT 750CRD	C
6882424	HT 740D	A	6882474	HT 750CRD	C
6882425	HT 740D	A	6882475	HT 750CRD	C
6882426	HT 740D	B	6882476	HT 750CRD	C
6882427	HT 740D	A	6882477	HT 750DRD	A
6882428	HT 740D	A	6882478	HT 750DRD	A
6882429	HT 740D	A	6882479	HT 750DRD	A
6882430	HT 740D	C	6882480	HT 750CRD	A
6882431	HT 740D	A	6882481	HT 750DRD	A
6882432	HT 740D	C	6882482	HT 750DRD	A
6882433	HT 740D	C	6882483	HT 750DRD	A
6882434	HT 740D	B	6882484	HT 750DRD	A
6882435	HT 740D	A	6882485	HT 750DRD	A
6882436	HT 740D	A	6882486	HT 750DRD	A
6882437	HT 740D	A	6882487	HT 750DRD	C
6882438	HT 740D	A	6882488	HT 750DRD	A
6882439	HT 740D	A	6882489	HT 750DRD	B
6882440	HT 740D	B	6882490	HT 750DRD	B
6882441	HT 740D	D	6882491	HT 750DRD	B
6882442	HT 740D	A	6882492	HT 750DRD	C
6882443	HT 740D	B	6882493	HT 750DRD	C
6882444	HT 740D	A	6882494	HT 750DRD	D
6882445	HT 740D	A	6882495	HT 750DRD	B
6882446	HT 740D	A	6882496	HT 750DRD	B
6882447	HT 740D	A	6882497	HT 750DRD	A
6882448	HT 740D	A	6882498	HT 750DRD	A

CONTINUED ON NEXT PAGE

A/N* - ASSEMBLY NUMBER - FOUND ON YOUR TRANSMISSION NAMEPLATE

INPUT SHAFT AND FORWARD CLUTCH SECTION

TO FIND DETAIL PARTS FOR YOUR ALLISON AUTOMATIC TRANSMISSION, TURN TO
THE GROUP LISTED OPPOSITE THE ASSEMBLY PART NUMBER OF YOUR TRANSMISSION

A/N*	MODEL	GROUP	A/N*	MODEL	GROUP
6882499	HT 750DRD	A	6883329	HT 750CRD	A
6882500	HT 750DRD	A	6883334	HT 740FS	A
6882501	HT 750DRD	A	6883452	HT 740D	C
6882502	HT 750DRD	A	6883462	HT 740D	D
6882503	HT 750DRD	C	6883463	HT 750DRD	A
6882504	HT 750DRD	C	6883509	HT 750DRD	C
6882547	HT 750DRD	C	6883510	HT 750DRD	A
6882568	HT 750CRD	A	6883526	HT 740D	A
6882570	HT 750DRD	A	6883535	HT 750DRD	C
6882571	HT 740D	B	6883583	HT 740D	A
6882582	HT 750DRD	C	6883597	HT 750DRD	C
6882585	HT 740D	B	6883624	HT 750DRD	B
6882590	HT 740D	A	6883626	HT 750CRD	C
6882597	HT 740D	B	6883646	HT 750DRD	C
6882626	HT 740D	A	6883652	HT 740D	B
6882647	HT 740D	D	6883653	HT 750CRD	C
6882695	HT 750DRD	A	6883654	HT 750CRD	C
6882704	HT 740D	A	6883664	HT 750CRD	C
6882705	HT 740D	A	6883679	HT 740D	A
6882706	HT 740D	A	6883692	HT 740D	A
6882726	HT 740D	A	6883699	HT 750CRD	A
6882744	HT 740FS	A	6883700	HT 750DRD	A
6883024	HT 750DRD	A	6883706	HT 740FS	B
6883043	HT 750CRD	C	6883722	HT 740D	A
6883073	HT 740D	C	6883793	HT 740D	A
6883075	HT 740D	B	6883806	HT 740D	A
6883077	HT 750DRD	C	6883807	HT 750CRD	A
6883095	HT 740D	A	6883822	HT 750DRD	A
6883122	HT 750CRD	C	6883859	HT 750DRD	C
6883124	HT 750DRD	C	6883869	HT 740D	C
6883154	HT 750DRD	C	6883870	HT 740D	C
6883170	HT 750DRD	A	6883890	HT 740D	E
6883188	HT 750DRD	C	6883895	HT 740D	A
6883191	HT 740D	A	6883897	HT 740D	A
6883222	HT 740D	A	6883907	HT 750CRD	C
6883231	HT 740D	B	6883911	HT 750CRD	C
6883232	HT 740D	B	6883912	HT 740D	A
6883233	HT 740D	A	6883913	HT 750DRD	C
6883234	HT 740D	B	6883933	HT 740D	B
6883235	HT 740D	A	6883934	HT 750CRD	A
6883237	HT 740D	C	6883952	HT 750DRD	C
6883240	HT 740FS	A	6883953	HT 750DRD	A
6883243	HT 740FS	A	6883972	HT 750CRD	A
6883244	HT 740FS	C	6883973	HT 750CRD	C
6883245	HT 740FS	A	6883975	HT 750DRD	C
6883246	HT 740FS	C	6883976	HT 740FS	A
6883260	HT 750DRD	A	6883994	HT 740D	C
6883302	HT 740D	A	6884007	HT 750DRD	A
6883315	HT 740D	A	6884077	HT 740D	B
6883316	HT 750CRD	A	6884091	HT 750DRD	A

CONTINUED ON NEXT PAGE

* A/N* - ASSEMBLY NUMBER - FOUND ON YOUR TRANSMISSION NAMEPLATE

INPUT SHAFT AND FORWARD CLUTCH SECTION

TO FIND DETAIL PARTS FOR YOUR ALLISON AUTOMATIC TRANSMISSION, TURN TO
THE GROUP LISTED OPPOSITE THE ASSEMBLY PART NUMBER OF YOUR TRANSMISSION

A/N*	MODEL	GROUP	A/N*	MODEL	GROUP
6884119	HT 750CRD	A	6884539	HT 740D	A
6884123	HT 750CRD	A	6884540	HT 740D	A
6884124	HT 750CRD	A	6884541	HT 750CRD	A
6884125	HT 750CRD	B	6884542	HT 750CRD	A
6884194	HT 750CRD	A	6884543	HT 750CRD	C
6884195	HT 750CRD	A	6884544	HT 750CRD	C
6884257	HT 750DRD	B	6884545	HT 750CRD	C
6884267	HT 750CRD	D	6884546	HT 750CRD	C
6884268	HT 740D	A	6884547	HT 750CRD	C
6884288	HT 750DRD	A	6884548	HT 750CRD	A
6884449	HT 740D	C	6884549	HT 750CRD	A
6884452	HT 750CRD	C	6884550	HT 750CRD	A
6884453	HT 750CRD	C	6884551	HT 750CRD	D
6884454	HT 750DRD	A	6884552	HT 750CRD	A
6884456	HT 740D	D	6884553	HT 750DRD	A
6884458	HT 740D	A	6884554	HT 750DRD	A
6884459	HT 750DRD	A	6884555	HT 750DRD	A
6884460	HT 750CRD	C	6884556	HT 750DRD	A
6884475	HT 740D	A	6834557	HT 7500R D	A
6884476	HT 750CRD	A	6884558	HT 750DRD	C
6884477	HT 750DRD	A	6884559	HT 750DRD	B
6884484	HT 750DRD	B	6884560	HT 750DRD	B
6884509	HT 750CRD	A	6884561	HT 750DRD	C
6884510	HT 750DRD	B	6884562	HT 750DRD	D
6884511	HT 750CRD	A	6884563	HT 750DRD	B
6884512	HT 750CRD	A	6884564	HT 750DRD	A
6884513	HT 740D	A	6884565	HT 750DRD	A
6884514	HT 740D	A	6884566	HT 750DRD	A
6884515	HT 740D	A	6884567	HT 750DRD	C
6884516	HT 740D	A	6884568	HT 750DRD	A
6884517	HT 740D	C	6884569	HT 750DRD	C
6884518	HT 740D	A	6884571	HT 750DRD	A
6884519	HT 740D	C	6884572	HT 750DRD	A
6884520	HT 740D	A	6884573	HT 750DRD	C
6884521	HT 740D	B	6884574	HT 750DRD	A
6884522	HT 740D	A	6884575	HT 750DRD	C
6884523	HT 740D	A	6884591	HT 750CRD	A
6884524	HT 740D	C	6884685	HT 740D	A
6884525	HT 740D	A	6884686	HT 750DRD	A
6884526	HT 740D	A	6884687	HT 750CRD	A
6884527	HT 740D	A	6884695	HT 750DRD	B
6884528	HT 740D	A	6884696	HT 740D	A
6884529	HT 740D	A	6884697	HT 750CRD	B
6884530	HT 740D	A	6884698	HT 740D	A
6884533	HT 740FS	A	6884699	HT 740D	A
6884534	HT 740FS	C	6884726	HT 750DRD	B
6884535	HT 740D	A	6884729	HT 740D	B
6884536	HT 740D	A	6884796	HT 750DRD	A
6884537	HT 740D	A	5885200	HT 750DRD	D
6884538	HT 740D	E	6885201	HT 750CRD	C

CONTINUED ON NEXT PAGE

* A/N* - ASSEMBLY NUMBER - FOUND ON YOUR TRANSMISSION NAMEPLATE

INPUT SHAFT AND FORWARD CLUTCH SECTION

TO FIND DETAIL PARTS FOR YOUR ALLISON AUTOMATIC TRANSMISSION, TURN TO
THE GROUP LISTED OPPOSITE THE ASSEMBLY PART NUMBER OF YOUR TRANSMISSION

A/N*	MODEL	GROUP	A/N*	MODEL	GROUP
6885208	HT 740D	A	6885338	HT 750DRD	B
6885209	HT 750DRD	C	6885344	HT 750CRD	A
6885214	HT 750DRD	C	6885345	HT 740D	A
6885237	HT 750DRD	D	6885356	HT 740D	A
6885238	HT 750DRD	A	6885363	HT 740D	A
6885240	HT 750DRD	D	6885367	HT 740D	A
6885241	HT 740D	A	6885368	HT 740D	A
6885242	HT 740D	A	6885369	HT 750DRD	A
6885243	HT 740FS	C	6885371	HT 740D	B
6885248	HT 750CRD	A	6885372	HT 754CRD	A
6885249	HT 750DRD	C	6885373	HT 740D	C
6885260	HT 750DRD	B	6885376	HT 750DRD	B
6885261	HT 740D	A	6885377	HT 750DRD	C
6885262	HT 740D	A	6885379	HT 750DRD	B
6885263	HT 750CRD	C	6885380	HT 750CRD	A
6885264	HT 750DRD	C	6885381	HT 750DRD	A
6885265	HT 7500CRD	A	6885382	HT 750DRD	A
6885266	HT 750CRD	A	6885383	HT 750DRD	A
6885270	HT 750DRD	C	6885384	HT 740D	C
6885273	HT 754CRD	C	6885385	HT 740D	C
6885274	HT 750DRD	B	6885386	HT 740D	C
6885275	HT 740D	C	6885398	HT 750DRD	B
6885276	HT 750CRD	A	6885399	HT 740D	A
6885277	HT 740D	B	6885409	HT 750DRD	A
6885278	HT 740D	B	6885416	HT 750CRD	D
6885279	HT 750CRD	C	6885417	HT 740D	C
6885285	HT 740D	A	6885424	HT 750DRD	B
6885286	HT 740D	A	6885425	HT 750DRD	A
6885287	HT 740D	B	6885426	HT 754CRD	A
6885288	HT 740D	B	6885459	HT 754CRD	D
6885289	HT 740D	B	6885464	HT 750CRD	C
6885295	HT 750DRD	A	6885491	HT 740D	A
6885296	HT 750CRD	A	6885493	HT 750DRD	A
6885297	HT 750CRD	B	6885511	HT 750CRD	C
6885298	HT 740D	A	6885512	HT 740D	B
6885299	HT 740D	C	6885513	HT 740D	D
6885300	HT 740D	B	6885514	HT 740D	C
6885301	HT 740D	A	6885516	HT 754CRD	A
6885312	HT 750DRD	C	6885517	HT 754CRD	C
6885313	HT 750DRD	C	6885524	HT 740D	A
6885322	HT 740D	A	6885532	HT 740D	A
6885323	HT 750CRD	B	6885537	HT 740D	A
6885324	HT 750DRD	C	6885542	HT 754CRD	C
6885326	HT 740D	A	6885543	HT 740D	B
6885329	HT 740D	A	6885544	HT 740D	C
6885333	HT 740FS	A	6885545	HT 740D	C
6885334	HT 750CRD	D	6885551	HT 740D	A
6885335	HT 750DRD	D	6885552	HT 740D	A
6885336	HT 750DRD	B	6885553	HT 740D	A
6885337	HT 750DRD	A	6885554	HT 740D	A

CONTINUED ON NEXT PAGE

* A/N* - ASSEMBLY NUMBER - FOUND ON YOUR TRANSMISSION NAMEPLATE

INPUT SHAFT AND FORWARD CLUTCH SECTION

TO FIND DETAIL PARTS FOR YOUR ALLISON AUTOMATIC TRANSMISSION, TURN TO
THE GROUP LISTED OPPOSITE THE ASSEMBLY PART NUMBER OF YOUR TRANSMISSION

A/N*	MODEL	GROUP	A/N*	MODEL	GROUP
6885555	HT 740D	A	6885613	HT 750DRD	B
6885556	HT 740D	A	6885614	HT 750DRD	B
6885557	HT 740D	B	6885615	HT 750DRD	C
6885558	HT 740D	B	6885616	HT 740D	C
6885559	HT 740FS	A	6885617	HT 740D	C
6885560	HT 750DRD	A	6885648	HT 750DRD	B
6885561	HT 750DRD	A	6885649	HT 740D	A
6885562	HT 750DRD	B	6885650	HT 754CRD	A
6885563	HT 754CRD	C	6885652	HT 750DRD	C
6885564	HT 754CRD	A	6885681	HT 740D	C
6885565	HT 740D	B	6885682	HT 750CRD	B
6885566	HT 740D	B	23010727	HT 740D	A
6885573	HT 750CRD	A	23010728	HT 750DRD	C
6885576	HT 740D	A	23010777	HT 750CRD	D
6885577	HT 740D	B	23010781	HT 750DRD	C
6885578	HT 740D	A	23010783	HT 750CRD	B
6885579	HT 740D	A	23010786	HT 750CRD	B
6885580	HT 740D	A	23010788	HT 740D	C
6885581	HT 740FS	C	23010789	HT 750DRD	D
6885582	HT 740D	A	23010790	HT 750CRD	A
6885583	HT 740D	A	23010791	HT 740D	E
6885584	HT 740D	E	23010798	HT 750CRD	B
6885585	HT 740D	A	23010801	HT 740D	C
6885586	HT 740D	A	23010802	HT 750DRD	C
6885587	HT 740D	A	23010803	HT 750DRD DB	D
6885588	HT 740D	A	23010813	HT 740D	C
6885589	HT 740D	A	23010832	HT 750DRD DB	D
6885590	HT 754CRD	C	23010833	HT 750DRD DB	B
6885591	HT 754CRD	C	23010835	HT 740D	C
6885592	HT 754CRD	C	23010837	IT 754CRD	C
6885593	HT 754CRD	A	23010842	HT 750DRD DB	B
6885594	HT 754CRD	A	23010844	HT 740D	A
6885595	HT 754CRD	A	23010845	HT 740D	A
6885596	HT 754CRD	A	23010846	HT 750DRD	C
6885597	HT 750DRD	A	23010863	HT 740D	A
6885598	HT 750CRD	A	23010864	HT 754CRD	B
6885599	HT 750DRD	A	23010865	HT 750DRD DB	B
6885600	HT 750CRD	A	23010867	HT 750DRD	D
6885601	HT 750DRD	B	23010870	HT 750DRD	B
6885602	HT 750DRD	C	23010873	HT 740D	A
6885603	HT 750DRD	O	23010874	HT 740FS	C
6885604	HT 750DRD	A	23010875	HT 740D	B
6885605	HT 750DRD	A	23010876	HT 740D	A
6885606	HT 750DRD	A	23010877	HT 754CRD	A
6885607	HT 750DRD	A	23010878	HT 754CRD	A
6885608	HT 750DRD	C	23010879	HT 750DRD	A
6885609	HT 750DRD	C	23010880	HT 750DRD	C
6885610	HT 750DRD	B	23010881	HT 740D	A
6885611	HT 750DRD	C	23010882	HT 740D	A
6885612	HT 750DRD	D	23010883	HT 754CRD	A

CONTINUED ON NEXT PAGE

* A/N* - ASSEMBLY NUMBER - FOUND ON YOUR TRANSMISSION NAMEPLATE

INPUT SHAFT AND FORWARD CLUTCH SECTION

TO FIND DETAIL PARTS FOR YOUR ALLISON AUTOMATIC TRANSMISSION, TURN TO
THE GROUP LISTED OPPOSITE THE ASSEMBLY PART NUMBER OF YOUR TRANSMISSION

A/N*	MODEL	GROUP	A/N*	MODEL	GROUP
23010884	HT 754CRD	C	23011407	HT 740D	C
23010885	HT 750DRD	C	23011412	HT 750CRD	A
23010886	HT 750DRD	B	23011413	HT 740D	B
23010887	HT 754CRD	A	23011427	HT 750DRO	B
23010888	HT 750DRD	A	23011428	HT 750DRD	B
23010889	HT 754CRD	C	23011430	HT 754CRD	A
23010891	HT 740D	C	23011432	HT 754CRD	A
23010892	HT 740D	C	23011434	HT 750CRD	B
23010898	HT 750DRD	B	23011435	HT 750CRD	C
23010899	HT 750DRD	B	23011438	HT 750CRD	D
23010901	HT 740D	B	23011447	HT 750DRD	C
23010902	HT 740D	C	23011459	HT 754CRD	D
23010905	HT 750DRO	A	23011469	HT 740D	B
23010906	HT 750DRD	C	23011495	HT 740D	C
23010918	HT 740D	B	23011506	HT 754CRO	C
23010919	HT 740D	B	23011508	HT 754CRO	A
23010920	HT 740D	C	23011509	HT 750DRD	A
23010921	HT 750CRD	A	23011510	HT 750DRD	C
23010922	HT 754CRD	A	23011519	HT 740D	A
23010923	HT 7500R0	C	23011532	HT 754CRD	D
23010935	HT 750DRD	D	23011544	HT 740D	A
23010936	HT 740D	A	23011556	HT 740D	B
23010937	HT 754CRD	A	23011557	HT 740D	A
23010938	HT 754CRD	C	23011566	HT 750DRD	B
23010939	HT 754CRD	8	23011567	HT 750DRD DB	A
23010940	HT 754CRD	0	23011569	HT 754CRD	D
23010958	HT 750DRD	B	23011573	HT 754CRD	B
23010963	HT 740D	A	23011587	HT 754CRD	B
23010965	HT 750DRD	C	23011588	HT 750DRD	A
23010966	HT 750DRD	A	23011589	HT 750DRD	A
23010967	HT 750DRD	A	23011591	HT 740D	B
23010968	HT 750DRD	A	23011592	HT 754CRD	C
23010969	HT 740D	C	23011850	HT 750DRD	C
23010975	HT 740D	C	23011852	HT 740D	C
23010976	HT 750DRD	A	23012022	HT 750DRD DB	B
23010977	HT 750DRD	C	23012050	HT 750DRD DB	B
23010989	HT 740D	C	23012053	HT 740D	A
23011306	HT 750DRD	A	23012069	HT 754CRD	C
23011309	HT 750DRD	A	23012087	HT 754CRD	B
23011334	HT 754CRD	A	23012088	HT 740D	C
23011335	HT 750DRD	B	23012095	HT 750DRD	D
23011338	HT 740D	A	23012096	HT 750DRD DO	D
23011341	HT 750DRD	A	23012097	HT 750DRD DB	D
23011343	HT 740D	C	23012098	HT 750DRD DB	B
23011349	HT 740D	A	23012099	HT 750DRD DB	B
23011389	HT 754CRD	A	23012110	HT 750DRD	B
23011391	HT 740D	A	23012114	HT 740D	A
23011394	HT 750DRD	A	23012135	HT 740D	A
23011396	HT 750DRI	G	23012139	HT 750DRD	C
23011405	HT 750DRD	A	23012140	HT 740D	A

CONTINUED ON NEXT PAGE

* A/N* - ASSEMBLY NUMBER - FOUND ON YOUR TRANSMISSION NAMEPLATE

INPUT SHAFT AND FORWARD CLUTCH SECTION

TO FIND DETAIL PARTS FOR YOUR ALLISON AUTOMATIC TRANSMISSION, TURN TO
THE GROUP LISTED OPPOSITE THE ASSEMBLY PART NUMBER OF YOUR TRANSMISSION

A/N*	MODEL	GROUP	A/N*	MODEL	GROUP
23012141	HT 754CRD	A	23012156	HT 740D	C
23012171	HT 754CRD	A	23012757	HT 754CRD	A
23012172	HT 754CRD	A	23012767	HT 740D	B
23012193	HT 754CRD	A	23012768	HT 754CRD	B
23012200	HT 754CRD	C	23012770	HT 740D	B
23012214	HT 740D	A	23014331	HT 740D	C
23012215	HT 740D	B	23014332	HT 747D	C
23012220	HT 754CRD	A	23014333	HT 750DRD	B
23012246	HT 750DRD	A	23014334	HT 754CRD	C
23012256	HT 750DRD DB	A	23014344	HT 750DRD	B
23012259	HT 750DRD	A	23014345	HT 754CRD	C
23012315	HT 754CRD	C	23014424	HT 750DRD DB	A
23012316	HT 754CRD	D	23014435	HT 740D	C
23012321	HT 740D	A	23014436	HT 754CRD	C
23012322	HT 740D	B	23014445	HT 750DRD	B
23012326	HT 747D	C	23014463	HT 750DRD	A
23012327	HT 740D	A	23014475	HT 754CRD	A
23012363	HT 750DRD	B	23014476	HT 754CRD	A
23012364	HT 750DRD	A	23014477	HT 740D	A
23012381	HT 754CRD	A	23014478	HT 740D	A
23012419	HT 740D	D	23014492	HT 754CRD	A
23012420	HT 740D	B	23014498	HT 740D	E
23012421	HT 750DRD	A	23014499	HT 750DRD	C
23012422	HT 740D	A	23014500	HT 754DRD	A
23012427	HT 750DRD	A	23014502	HT 750DRD	C
23012436	HT 740D	A	23014505	HT 750DRD	A
23012449	HT 740D	C	23014508	HT 750DRD	B
23012450	HT 750CRD	C	23014526	HT 750DRD	A
23012471	HT 747D	C	23014529	HT 740D	A
23012474	HT 740D	B	23014530	HT 750DRD	A
23012475	HT 747D	C	23014539	HT 740D	A
23012476	HT 740D	A	23014541	HT 750CRD	A
23012503	HT 754CRD	E	23014545	HT 754CRD	C
23012504	HT 750DRD	A	23014553	HT 740D	E
23012505	HT 740D	C	23014555	HT 740D	A
23012589	HT 750DRD	A	23014587	HT 754CRD	B
23012590	HT 750DRD	C	23014588	HT 754CRD	B
23012591	HT 740D	C	23014643	HT 754CRD	E
23012594	HT 740D	A	23014645	HT 740D	A
23012595	HT 750DRD DB	A	23014654	HT 750DRD	C
23012649	HT 740D	C	23014658	HT 740D	B
23012684	HT 750DRD	A	23014661	HT 750DRO	A
23012690	HT 754CRD	C	23014670	HT 750DRD	A
23012691	HT 740D	B	23014684	HT 754CRD	A
23012698	HT 750DRD	A	23014691	HT 754CRD	A
23012699	HT 750DRD	C	23014700	HT 754CRD	A
23012700	HT 750DRD	A	23014913	HT 750DRD	C
23012703	HT 740D	C	23014929	HT 750DRD	A
23012704	HT 740D	B	23014937	H1 747D	E
23012745	HT 750DRD	B	23014941	HT 747D	E

CONTINUED ON NEXT PAGE

* A/N* - ASSEMBLY NUMBER - FOUND ON YOUR TRANSMISSION NAMEPLATE

INPUT SHAFT AND FORWARD CLUTCH SECTION

TO FIND DETAIL PARTS FOR YOUR ALLISON AUTOMATIC TRANSMISSION, TURN TO
THE GROUP LISTED OPPOSITE THE ASSEMBLY PART NUMBER OF YOUR TRANSMISSION

A/N*	MODEL	GROUP	A/N*	MODEL	GROUP
23014964	HT 747D	F	23019204	HT 740D	A
23014983	HT 754CRD	C	23019252	HT 740D	B
23014990	HT 754CRD	C	23019255	HT 740D	A
23015009	HT 754CRD	A	23019256	HT 740D	A
23015010	HT 750DRD	A	23019257	HT 740D	A
23015028	HT 754CRD	A	23019258	HT 740D	C
23015032	HT 750DRD	B	23019259	HT 740D	A
23015058	HT 747D	A	23019260	HT 740D	A
23015066	HT 754CRD	A	23019261	HT 740D	A
23015074	HT 747D	A	23019262	HT 740D	A
23015104	HT 747D	A	23019263	HT 740D	B
23015137	HT 750CRD	C	23019264	HT 740D	D
23015142	HT 740D	B	23019265	HT 740D	A
23015152	HT 740D	D	23019266	HT 740D	A
23015153	HT 750DRD	A	23019267	HT 740D	A
23015177	HT 747D	E	23019268	HT 740D	D
23015199	HT 750DRD DB	A	23019269	HT 740D	A
23015206	HT 750DRD	B	23019270	HT 740D	B
23015214	HT 740D	A	23019271	HT 740D	B
23015215	HT 750DRD	C	23019272	HT 740D	A
23015216	HT 754CRD	E	23019273	HT 740D	A
23015222	HT 174CRD	A	23019274	HT 740D	A
23015248	HT 750DRD	B	23019275	HT 740D	A
23015251	HT 750DRD	D	23019276	HT 740D	A
23019050	HT 740D	A	23019277	HT 740FS	A
23019052	HT 747D	F	23019278	HT 740D	B
23019057	HT 754CRD	A	23019279	HT 740D	C
23019099	HT 750DRD	B	23019513	HT 740FS	C
23019100	HT 750CRD	A	23019314	HT 740D	C
23019101	HT 754CRD	D	23019330	HT 750CRD	A
23019107	HT 750DRD	D	23019338	HT 750DRD	B
23019149	HT 750DRO	A	23019344	HT 747D	E
23019168	HT 750DRD	A	23019350	HT 747D	E
23019174	HT 740D	A	23019605	HT 740D	B
23019175	HT 740D	C	23019646	HT 754CRD	A
23019176	HT 740D	A	23019647	HT 740D	B
23019177	HT 740D	C	23019658	HT 740D	B
23019178	HT 740D	C	23016996	HT 754CRD	A
23019179	HT 740D	E	23019697	HT 754CRD	A
23019180	HT 740D	E	23019698	HT 754CRD	C
23019181	HT 747D	F	23019760	HT 740D	A
23019182	HT 747D	F	23019761	HT 740D	B
23019183	HT 747D	F	23019762	HT 740D	C
23019184	H1 747D		23019803	HT 740D	A
23019185	HT 747D	E	23019811	HT 750DRD	A
23019186	HT 740D	C	23019812	HT 750DRD	B
23019187	HT 747D	F	23019823	HT 740D	A
23019199	HT 740D	A	23019824	HT 740D	C
23019202	HT 754CRD	A	23019825	HT 747D	E
23019203	HT 750DRD	A	23019842	HT 747D	E

CONTINUED ON NEXT PAGE

* A/N* - ASSEMBLY NUMBER - FOUND ON YOUR TRANSMISSION NAMEPLATE

INPUT SHAFT AND FORWARD CLUTCH SECTION

TO FIND DETAIL PARTS FOR YOUR ALLISON AUTOMATIC TRANSMISSION, TURN TO
THE GROUP LISTED OPPOSITE THE ASSEMBLY PART NUMBER OF YOUR TRANSMISSION

A/N*	MODEL	GROUP	A/N*	MODEL	GROUP
23019843	HT 747D	E	23040673	HT 740D	A
23019849	HT 754CRD	A	23040682	HT 754CRD	A
23019928	HT 754CRD	C	23040701	HT 754CRD	A
23019947	HT 754CRD	A	23040718	HT 750DRD	C
23019948	HT 754CRD	C	2304072;	HT 747D	E
23019949	HT 740D	A	23040722	HT 747D	E
23019989	HT 747D	E	23040727	HT 754CRD	B
230i9990	HT 747D	E	23040755	HT 754CRD	E
23040190	HT 750DRD	A	23040756	HT 754CRD	E
23040209	HT 747D	E	23040767	HT 754CRD	A
23040217	HT 750DRD DB	B	23040791	HT 740D	B
23040241	HT 740D	A	23040792	HT 747D	E
23040285	HT 740D	8	23040797	HT 747D	E
23040292	HT 754CRD	A	23040798	HT 747D	E
23040420	HT 740D	A	23040804	HT 740D	E
23040430	HT 747D	E	23040805	HT 740D	B
23040433	HT 740D	B	23040821	HT 750DRD	B
23040436	HT 754CRD	A	23040822	HT 740D	A
23040440	HT 754CRD	A	23040823	HT 740D	B
23040452	HT 740D	E	23040836	HT 750DRD	B
23040480	HT 754CRD	A	23040840	HT 740D	A
23040550	HT 750DRD	C	23040899	HT 740D	A
23040634	HT 750DRD	B	23040900	HT 740D	A
23040635	H1 740D	E	23040901	HT 740D	A
23040636	H1 740D	E	23040902	HT 740D	A
23040638	HT 740D	E	23040928	HT 754CRD	C
23040652	HT 740D	A	23040931	HT 740D	A
23040659	HT 750DRD	A	23040978	HT 750DRD	A
23040665	HT 750DRD	A	23041021	HT 740D	C
23040672	HT 750DRD	C	23041024	HT 750DRD	A

* A/N* - ASSEMBLY NUMBER - FOUND ON YOUR TRANSMISSION NAMEPLATE

ALLISON AUTOMATIC TRANSMISSION HT 700 SERIES PARTS CATALOG

NOTES

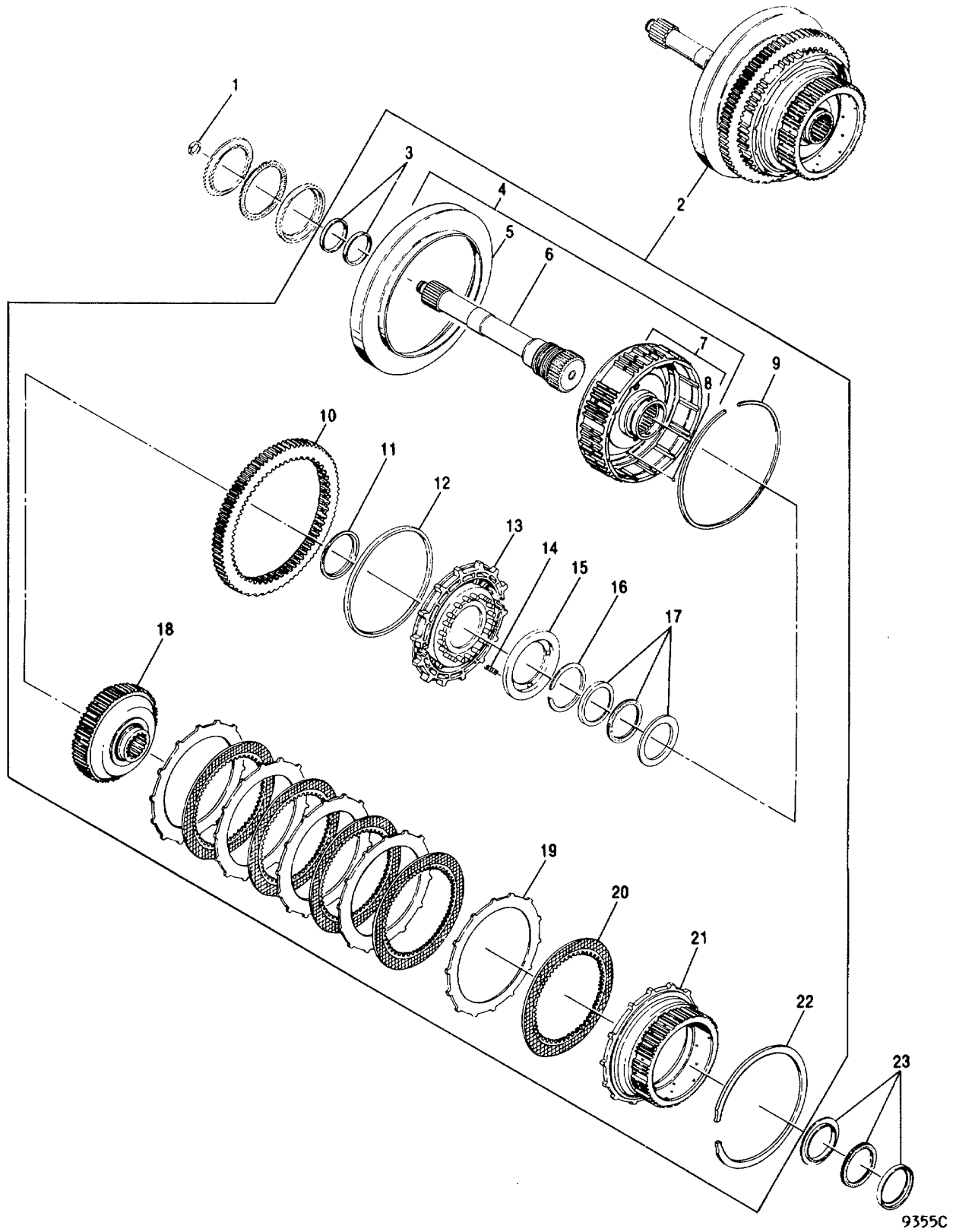


FIG. 9 INPUT SHAFT AND FORWARD CLUTCH

GROUP A

INPUT SHAFT AND FORWARD CLUTCH, FIGURE 9

REF NO	NOMENCLATURE	PART NO	REQ	RECOMMENDED SPARES FOR UNITS		
				1-25	26-50	51-200
1	RING, SEAL.....	23013936	1	3	6	18
2	FORWARD CLUTCH ASSY, NOT SERVICED AS AN ASSEMBLY, .. ORDER DETAIL PARTS. 6834985 FORWARD CLUTCH ASSY STILL USED PRIOR TO S/N 918 EXCEPT FOR S/N 760, 761, 798, 836-840, 845-848 AND 899-908.	23013637 **	1	2	4	12
3	KIT, RING, SEAL, SCARF CUT, CONSISTS OF..... 2-23013937 SEALRINGS	23019652	2	6	12	30
4	FORWARD CLUTCH HOUSING AND INPUT SHAFT ASSY	23017214	1	2	4	12
5	RING, PITOT COLLECTOR.....	23011130	1			
6	SHAFT, TURBINE.....	6836404	1	1	2	4
7	HOUSING ASSY, FORWARD CLUTCH.....	23017213	1	2	4	8
8	BALL, 3/16.....	8622757	4	8	16	48
9	RING, SNAP, INTERNAL, NOT USED PRIOR TO S/N 918 EXCEPT FOR S/N 760, 761, 798, 836-840, 845-848 AND 899-908.	6838923	1	3	6	15
10	GEAR, PTO, NOT USED PRIOR TO S/N 918 EXCEPT FOR S/N 760, 761, 798, 836-840, 845-848 AND 899-908	6885168	1	1	2	5
11	RING, SEAL, PISTON INNER.....	6833980	1	3	6	15
12	RING, SEAL, PISTON OUTER.....	6836799	1	3	6	15
13	PISTON, FORWARD CLUTCH, 1.110 - 1.120 THK., SELECTIVE, IDENTIFIED WITH LETTER A.	6885129	AR	1	2	5
13	PISTON, FORWARD CLUTCH, 1.137 - 1.147 THK., SELECTIVE, IDENTIFIED WITH LETTER B	6885130	AR	1	2	5
13	PISTON, FORWARD CLUTCH, 1.164-1.174 THK., SELECTIVE, IDENTIFIED WITH THE LETTER C	6885128	AR	1	2	5
14	SPRING, FORWARD CLUTCH RELEASE.....	6836138	20	40	80	240
15	RETAINER, SPRING.....	6883192	1	3	6	15
16	RING, SNAP, EXTERNAL.....	6831704	1	3	6	15
17	KIT, BEARING, THRUST, CONSISTS OF 1-9431997..... RACE, 1-9426916 ROLLER BEARING ASSY AND 1-9431996 RACE.	6839819	1	3	6	15
18	HUB, FORWARD CLUTCH.....	6839021	1	1	2	8
19	PLATE, FORWARD CLUTCH, EXTERNAL TANGED.....	6834679	5	10	20	80
20	PLATE, FORWARD CLUTCH, INTERNAL SPLINED.....	6835687	5	15	30	120
21	HUB, FOURTH CLUTCH DRIVING.....	6835605	1	1	2	8
22	RING, SNAP.....	6834594	1	3	6	15
23	KIT, BEARING, THRUST, CONSISTS OF 1-9431997 RACE, 1-9426916 ROLLER BEARING ASSY AND 1-9431996 RACE.	6839819	1	3	6	15

GROUP B

INPUT SHAFT AND FORWARD CLUTCH, FIGURE 9

SAME AS GROUP A, EXCEPT FOR PARTS LISTED BELOW

2	FORWARD CLUTCH ASSY	23013644	1	2	4	12
4	FORWARD CLUTCH HOUSING AND INPUT SHAFT ASSY.....	23017217	1	2	4	12

GROUP C

INPUT SHAFT AND FORWARD CLUTCH, FIGURE 9

SAME AS GROUP A, EXCEPT FOR PARTS LISTED BELOW

2	FORWARD CLUTCH ASSY.....	23013642 **		2	4	12
4	FORWARD CLUTCH HOUSING AND INPUT SHAFT ASSY	23017215	1	2	4	12

*** NOT SERVICED AS AN ASSEMBLY - ORDER DETAIL PARTS

GROUP A

INPUT SHAFT AND FORWARD CLUTCH, FIGURE 9

REF NO	NOMENCLATURE	PART NO	REQ	RECOMMENDED SPARES FOR UNITS		
				1-25	26-50	51-200
2	FORWARD CLUTCH ASSY.....	23013643	1	2	4	12
4	FORWARD CLUTCH HOUSING AND INPUT SHAFT ASSY .	23017216	1	2	4	12

GROUP E

INPUT SHAFT AND FORWARD CLUTCH, FIGURE 9

SAME AS GROUP A, EXCEPT FOR PARTS LISTED BELOW

2	FORWARD CLUTCH ASSY.....	23013628	1	2	4	12
9-10	NOT USED IN THTS GROUP					

GROUP F

INPUT SHAFT AND FORWARD CLUTCH, FIGURE 9

SAME AS GROUP A, EXCEPT FOR PARTS LISTED BELOW

2	FORWARD CLUTCH ASSY.....	23013641 **	1			
4	FORWARD CLUTCH HOUSING AND INPUT SHAFT ASSY	23017215	1	2	4	12
9-10	NOT USED IN THTS GROUP					

GROUP G

INPUT SHAFT AND FORWARD CLUTCH, FIGURE 9

SAME AS GROUP A, EXCEPT FOR PARTS LISTED BELOW

2	FORWARD CLUTCH ASSY.....	23013639	1	2	4	12
4	FORWARD CLUTCH HOUSING AND INPUT SHAFT ASSY	23017217	1	2	4	12
9-10	NOT USED IN THTS GROUP					

** NOT SERVICED AS AN ASSEMBLY - ORDER DETAIL PARTS

FOURTH CLUTCH SECTION

TO FIND DETAIL PARTS FOR YOUR ALLISON AUTOMATIC TRANSMISSION, TURN TO
THE GROUP LISTED OPPOSITE THE ASSEMBLY PART NUMBER OF YOUR TRANSMISSION

A/N*	MODEL	GROUP	A/N*	MODEL	GROUP
6835534	HT 740D	A	6880083	HT 750DRD	A
6838065	HT 740D	A	6880106	HT 740D	A
6838066	HT 740D	A	6880107	HT 740D	A
6838067	HT 740D	A	6880182	HT 750CRD	B
6838075	HT 740D	A	6880243	HT 750DRD	A
6838280	HT 750DRD	A	6880248	HT 750CRD	B
6838282	HT 750CRD	B	6880275	HT 750CRD	B
6838355	HT 750DRD	A	6880284	HT 750DRD	A
6838517	HT 740D	A	6880285	HT 750DRD	A
6838571	HT 740D	A	6880363	HT 750DRD	A
6838683	HT 740D	A	6880364	HT 750DRD	A
6838697	HT 740D	A	6880367	HT 740D	A
6839073	HT 750CRD	B	6880393	HT 750DRD	A
6839074	HT 750CRD	B	6880396	HT 750CRD	A
6839246	HT 750CRD	B	6880408	HT 740D	A
6839411	HT 750CRD	B	6880409	HT 740D	A
6839412	HT 740D	A	6880411	HT 750DRD	A
6839439	HT 740D	A	6880435	HT 740D	A
6839440	HT 740D	A	6880447	HT 750CRD	B
6839441	HT 750CRD	B	6880475	HT 750DRD	A
6839474	HT 750DRD	A	6880485	HT 750CRD	B
6839475	HT 750DRD	A	6880587	HT 740D	A
6839498	HT 750CRD	B	6880688	HT 750CRD	B
6839500	HT 750DRD	A	6880712	HT 750CRD	B
6839518	HT 750CRD	B	6880722	HT 750CRD	6
6839519	HT 740D	A	6880723	HT 740D	A
6839520	HT 740D	A	6880738	HT 750CRD	B
6839568	HT 740D	A	6880739	HT 750CRD	B
6839590	HT 750CRD	B	6880740	HT 750CRD	B
6839596	HT 750DRD	A	6880748	HT 750DRD	A
6839623	HT 750DRD	A	6880803	HT 750DRD	A
6839668	HT 750DRD	A	6880825	HT 740D	A
6839669	HT 750DRD	A	6880865	HT 740D	A
6839670	HT 750DRD	A	6880871	HT 750CRD	B
6839674	HT 740D	A	6880910	HT 750CRD	B
6839750	HT 750CRD	B	6880919	HT 7500CRD	B
6839823	HT 750CRD	B	6880920	HT 750CRD	A
6839824	HT 740D	A	6880930	HT 750DRD	B
6839906	HT 740D	A	6880968	HT 750DRD	A
6839922	HT 750CRD	A	6880969	HT 750CRD	B
6839923	HT 750DRD	A	6880970	HT 740D	A
6839924	HT 750CRD	A	6881023	HT 740D	A
6839932	HT 750CRD	B	6881054	HT 740D	A
6839933	HT 750CRD	A	6881055	HT 740D	A
6839993	HT 740D	A	6881059	HT 740D	A
6880041	HT 750CRD	B	6881120	HT 750CRD	B
6880042	HT 750DRD	A	6881140	HT 740D	A
6880046	HT 740D	A	6881151	HT 750CRD	B
6880047	HT 750CRD	B	6881156	HT 750DRD	A
6880081	HT 750CRD	B	6881166	HT 740D	A

CONTINUED ON NEXT PAGE

* A/N* - ASSEMBLY NUMBER - FOUND ON YOUR TRANSMISSION NAMEPLATE

FOURTH CLUTCH SECTION

TO FIND DETAIL PARTS FOR YOUR ALLISON AUTOMATIC TRANSMISSION, TURN TO
THE GROUP LISTED OPPOSITE THE ASSEMBLY PART NUMBER OF YOUR TRANSMISSION

A/N*	MODEL	GROUP	A/N*	MODEL	GROUP
6881167	HT 750CRD	B	6881312	HT 750DRD	A
6881168	HT 750CRD	B	6881313	HT 750DRD	A
6881169	HT 750CRD	B	6881314	HT 750DRD	A
6881191	HT 740D	A	6881315	HT 750CRD	A
6881192	HT 750DRD	A	6881316	HT 750DRD	A
6881193	HT 740D	A	6881317	HT 750DRD	A
6881194	HT 740D	A	6881318	HT 750DRD	A
6881195	HT 740D	A	6881319	HT 750CRD	A
6881196	HT 740D	A	6881320	HT 750DRD	A
6881197	HT 750CRD	B	6881321	HT 750DRD	A
6881198	HT 740D	A	6881322	HT 740D	A
6881199	HT 740D	A	** 68813228	HT 740D	A
6881200	HT 740D	A	6881323	HT 740D	A
6881201	HT 740D	A	** 68813238	HT 740D	A
6881202	HT 750CRD	B	6881324	HT 740D	A
6881203	HT 750CRD	B	** 68813248	HT 740D	A
6881204	HT 750CRD	B	6881325	HT 740D	A
6881205	HT 750CRD	B	** 68813258	HT 740D	A
6881213	HT 740D	A	6881326	HT 740D	A
6881263	HT 740D	A	6881327	HT 740D	A
6881266	HT 740D	A	6881328	HT 740D	A
6881267	HT 750DRD	A	6881329	HT 740D	A
6881268	HT 750DRD	A	6881330	HT 740D	A
6881288	HT 740D	A	6881331	HT 740D	A
6881289	HT 740D	A	6881332	HT 740D	A
6881292	HT 750CRD	B	6881333	HT 740D	A
** 68812928	HT 750CRD	B	6881334	HT 740D	A
6881293	HT 750CRD	B	6881335	HT 740D	A
6881294	HT 750CRD	B	** 6881335	HT 740D	A
6881295	HT 750CRD	B	6881336	HT 740D	A
** 68812958	HT 750CRD	B	6881337	HT 740D	A
6881296	HT 750CRD	B	6881338	HT 740D	A
** 68812968	HT 750CRD	B	6881339	HT 750DRD	A
6881297	HT 750CRD	B	6881340	HT 750DRD	A
** 68812978	HT 750CRD	B	6881341	HT 750DRD	A
6881299	HT 750CRD	B	6881342	HT 750DRD	A
6881300	HT 750CRD	B	6881343	HT 750DRD	A
6881301	HT 750CRD	B	6881344	HT 750CRD	B
6881302	HT 750CRD	B	6881345	HT 750CRD	B
** 6881302B	HT 750CRD	B	6881346	HT 750CRD	B
6881303	HT 750CRD	B	6881347	HT 750CRD	B
** 68813038	HT 750CRD	B	6881348	HT 740D	A
6881304	HT 750CRD	B	6881349	HT 740D	A
6881305	HT 750CRD	B	6881350	HT 740D	A
6881306	HT 750CRD	B	** 68813508	HT 740D	A
6881307	HT 750DRD	A	6881351	HT 740D	A
6881308	HT 750DRD	A	** 68813518	HT 740D	A
6881309	HT 750DRD	A	6881361	HT 750DRD	A
6881310	HT 750DRD	A	6881408	HT 750CRD	8
6881311	HT 750DRD	A	6881419	HT 740D	A

CONTINUED ON NEXT PAGE

* A/N* - ASSEMBLY NUMBER - FOUND ON YOUR TRANSMISSION NAMEPLATE

** SEE SPI 15TR75

FOURTH CLUTCH SECTION

TO FIND DETAIL PARTS FOR YOUR ALLISON AUTOMATIC TRANSMISSION, TURN TO
THE GROUP LISTED OPPOSITE THE ASSEMBLY PART NUMBER OF YOUR TRANSMISSION

A/N*	MODEL	GROUP	A/N*	MODEL	GROUP
** 6881419	HT 740D	A	6882086	HT 740D	A
6881420	HT 740D	A	** 68820868	HT 740D	A
6881421	HT 750DRD	A	6882087	HT 740D	A
6881430	HT 740D	A	** 68820878	HT 740D	A
6881431	HT 740D	A	6882088	HT 740D	A
6881437	HT 740D	A	** 68820888	HT 740D	A
6881445	HT 750DRD	A	6882089	HT 740D	A
6881447	HT 750DRD	A	** 6882089	HT 740D	A
6881448	HT 750CRD	A	6882090	HT 740D	A
6881449	HT 750CRD	B	** 6882090	HT 740D	A
6881452	HT 740D	A	6882094	HT 750CRD	B
6881453	HT 750CRD	B	6882104	HT 740D	A
6881531	HT 740D	A	** 68821048	HT 740D	A
6881532	HT 750DRD	A	6882159	HT 750CRD	B
6881548	HT 750D0RD	A	6882161	HT 750DRD	A
6881655	HT 740D	A	6882163	HT 740D	A
6881707	HT 740D	A	6882164	HT 740D	A
6881708	HT 740D	A	6882165	HT 740D	A
6881709	HT 740D	A	6882166	HT 740D	A
6881710	HT 740D	A	6882167	HT 740D	A
6881711	HT 740D	A	6882168	HT 740D	A
6881712	HT 740D	A	6882169	HT 740D	A
6881713	HT 740D	A	6882170	HT 740D	A
6881714	HT 740D	A	6882171	HT 740D	A
6881849	HT 740D	A	6882172	HT 740D	A
** 6881849B	HT 740D	A	6882173	HT 740D	A
6881864	HT 750DRD	A	6882174	HT 740D	A
6881865	HT 750DRD	A	6882175	HT 740D	A
6881872	HT 750DRD	A	6882176	HT 740D	A
6881873	HT 750DRD	A	6882177	HT 740D	A
6881880	HT 750DRD	A	6882178	HT 740D	A
6881890	HT 750CRD	B	6882179	HT 750CRD	B
6881949	HT 740D	A	6882180	HT 750CRD	B
6881950	HT 750DRD	A	6882181	HT 750CRD	B
6881951	HT 750DRD	A	6882182	HT 750CRD	B
6881957	HT 740D	A	6882183	HT 750CRD	B
6882070	HT 740D	A	6882184	HT 750CRD	B
** 6882070B	HT 740D	A	6882185	HT 750CRD	B
6882080	HT 740D	A	6882186	HT 750CRD	B
** 6882080B	HT 740D	A	6882187	HT 750CRD	B
6882081	HT 740D	A	6882188	HT 750CRD	B
** 6882081B	HT 740D	A	6882189	HT 750CRD	B
6882082	HT 740D	A	6882190	HT 740D	A
** 68820828	HT 740D	A	6882259	HT 750DRD	A
6882083	HT 740D	A	6882268	HT 740D	A
** 6882083B	HT 740D	A	6882270	HT 740D	A
6882084	HT 740D	A	6882271	HT 740D	A
** 6882084B	HT 740D	A	6882272	HT 740D	A
6882085	HT 740D	A	6882273	HT 740D	A
** 6882085B	HT 740D	A	6882274	HT 740D	A

CONTINUED ON NEXT PAGE

* A/N* - ASSEMBLY NUMBER - FOUND ON YOUR TRANSMISSION NAMEPLATE

** SEE SPI 15TR75

FOURTH CLUTCH SECTION

TO FIND DETAIL PARTS FOR YOUR ALLISON AUTOMATIC TRANSMISSION, TURN TO
THE GROUP LISTED OPPOSITE THE ASSEMBLY PART NUMBER OF YOUR TRANSMISSION

A/N*	MODEL	GROUP	A/N*	MODEL	GROUP
6882275	HT 740D	A	6882449	HT 740D	A
6882276	HT 750CRD	B	6882450	HT 740D	A
6882277	HT 750CRD	B	6882451	HT 740D	A
6882278	HT 750CRD	B	6882452	HT 740D	A
6882279	HT 750CRD	B	6882453	HT 740D	A
6882280	HT 750CRD	B	6882454	HT 740D	A
6882281	HT 750CRD	B	6882455	HT 750CRD	B
6882298	HT 750DRD	A	6882456	HT 750CRD	B
6882329	HT 750CRD	B	6882457	HT 750CRD	B
6882340	HT 750CRD	B	6882458	HT 750CRD	B
6882341	HT 750DRD	A	6882459	HT 750CRD	B
6882346	HT 740D	A	6882460	HT 750CRD	B
6882411	HT 740D	A	6882461	HT 750CRD	B
6882412	HT 740D	A	6882462	HT 750CRD	B
6882413	HT 740D	A	6882463	HT 750CRD	B
6882414	HT 740D	A	6882464	HT 750CRD	B
6882415	HT 740D	A	6882465	HT 750CRD	B
6882416	HT 740D	A	6882466	HT 750CRD	B
6882417	HT 740D	A	6882467	HT 750CRD	B
6882418	HT 740D	A	6882468	HT 750CRD	B
6882419	HT 740D	A	6882469	HT 750CRD	B
6882420	HT 740D	A	6882470	HT 750CRD	B
6882421	HT 740D	A	6882471	HT 750CRD	B
6882422	HT 740D	A	6882472	HT 750CRD	B
6882423	HT 740D	A	6882473	HT 750CRD	B
6882424	HT 740D	A	6882474	HT 750CRD	B
6882425	HT 740D	A	6882475	HT 750CRD	B
6882426	HT 740D	A	6882476	HT 750CRD	B
6882427	HT 740D	A	6882477	HT 750DRD	A
6882428	HT 740D	A	6882478	HT 750DRD	A
6882429	HT 740D	A	6882479	HT 750DRD	A
6882430	HT 740D	A	6882480	HT 750DRD	A
6882431	HT 740D	A	6882481	HT 750DRD	A
6882432	HT 740D	A	6882482	HT 750DRD	A
6882433	HT 740D	A	6882483	HT 750DRD	A
6882434	HT 740D	A	6882484	HT 750DRD	A
6882435	HT 740D	A	6882485	HT 750DRD	A
6882436	HT 740D	A	6882486	HT 750DRD	A
6882437	HT 740D	A	6882487	HT 750DRD	A
6882438	HT 740D	A	6882488	HT 750CRD	A
6882439	HT 740D	A	6882489	HT 750DRD	A
6882440	HT 740D	A	6882490	HT 750CRD	A
6882441	HT 740D	A	6882491	HT 750DRD	A
6882442	HT 740D	A	6882492	HT 750DRD	A
6882443	HT 740D	A	6882493	HT 750DRD	A
6882444	HT 740D	A	6882494	HT 750DRD	A
6882445	HT 740D	A	6882495	HT 750DRD	A
6882446	HT 740D	A	6882496	HT 750DRD	A
6882447	HT 740D	A	6882497	HT 750DRD	A
6882448	HT 740D	A	6882498	HT 750DRD	A

CONTINUED ON NEXT PAGE

* A/N* - ASSEMBLY NUMBER - FOUND ON YOUR TRANSMISSION NAMEPLATE

FOURTH CLUTCH SECTION

TO FIND DETAIL PARTS FOR YOUR ALLISON AUTOMATIC TRANSMISSION, TURN TO
THE GROUP LISTED OPPOSITE THE ASSEMBLY PART NUMBER OF YOUR TRANSMISSION

A/N*	MODEL	GROUP	A/N*	MODEL	GROUP
6882499	HT 750DRD	A	6883316	HT 750CRD	B
6882500	HT 750DRD	A	6883329	HT 750CRD	B
6882501	HT 750CRD	A	6883334	HT 740FS	A
6882502	HT 750DRD	A	6883452	HT 740D	A
6882503	HT 750DRD	A	6883462	HT 740D	A
6882504	HT 750DRD	A	6883463	HT 750DRD	A
6882547	HT 750DRD	A	6883509	HT 750DRD	A
6882568	HT 750CRD	B	6883510	HT 750DRD	A
6882570	HT 750CRD	A	6883526	HT 740D	A
6882571	HT 740D	A	6883535	HT 750DRD	A
6882582	HT 750DRD	A	6883583	HT 740D	A
6882585	HT 740D	A	6883597	HT 750DRD	A
6882590	HT 740D	A	6883624	HT 750DRD	A
6882597	HT 740D	A	6883626	HT 750CRD	B
6882626	HT 740D	A	6883646	HT 750DRD	A
6882647	HT 740D	A	6883652	HT 740D	A
6882695	HT 750DRD	A	6883653	HT 750CRD	B
6882704	HT 740D	A	6883654	HT 750CRD	B
6882705	HT 740D	A	6883664	HT 750CRD	B
6882706	HT 740D	A	6883679	HT 740D	A
6882726	HT 740D	A	6883692	HT 740D	A
6882744	HT 740FS	A	6883699	HT 750DRD	A
6883024	HT 750DRD	A	6883700	HT 750DRD	A
6883043	HT 750CRD	B	6883706	HT 740FS	A
6883073	HT 740D	A	6883722	HT 740D	A
6883075	HT 740D	A	6883793	HT 740D	A
6883077	HT 750DRD	A	6883806	HT 740D	A
6883095	HT 740D	A	6883807	HT 750CRD	8
6883122	HT 750CRD	B	6883822	HT 750DRD	A
6883124	HT 750DRD	A	6883859	HT 750DRD	A
6883154	HT 750CRD	A	6883869	HT 740D	A
6883170	HT 750DRD	A	6883870	HT 740D	A
6883188	HT 750DRD	A	6883890	HT 740D	A
6883191	HT 740D	A	6883895	HT 740D	A
6883222	HT 740D	A	6883897	HT 740D	A
6883231	HT 740D	A	6883907	HT 750CRD	B
6883232	HT 740D	A	6883911	HT 750CRD	B
6883233	HT 740D	A	6883912	HT 740D	A
6883234	HT 740D	A	6883913	HT 750DRD	A
6883235	HT 740D	A	6883933	HT 740D	A
6883237	HT 740D	A	6883934	HT 750CRD	B
6883240	HT 740FS	A	6883952	HT 750DRD	A
6883243	HT 740FS	A	6883953	HT 750DRD	A
6883244	HT 740FS	A	6883972	HT 750CRD	B
6883245	HT 740FS	A	6883973	HT 750CRD	B
6883246	HT 740FS	A	6883975	HT 750CRD	B
6883252	HT 740D	A	6883976	HT 740FS	A
6883260	HT 750DRD	A	6883994	HT 740D	A
6883302	HT 740D	A	6884007	HT 750DRD	A
6883315	HT 740D	A	6884077	HT 740D	A

CONTINUED ON NEXT PAGE

* A/N* - ASSEMBLY NUMBER - FOUND ON YOUR TRANSMISSION NAMEPLATE

FOURTH CLUTCH SECTION

TO FIND DETAIL PARTS FOR YOUR ALLISON AUTOMATIC TRANSMISSION, TURN TO
THE GROUP LISTED OPPOSITE THE ASSEMBLY PART NUMBER OF YOUR TRANSMISSION

A/N*	MODEL	GROUP	A/N*	MODEL	GROUP
6884091	HT 750CRD	B	6884538	HT 740D	A
6884119	HT 750CRD	B	6884539	HT 740D	A
6884123	HT 750CRD	B	6884540	HT 740D	A
6884124	HT 750CRD	B	6884541	HT 750CRD	B
6884125	HT 750CRD	B	6884542	HT 750CRD	B
6884194	HT 750CRD	B	6884543	HT 750CRD	B
6884195	HT 750CRD	B	6884544	HT 750CRD	B
6884257	HT 750D0RD	A	6884545	HT 750CRD	B
6884267	HT 750CRD	B	6884546	HT 750CRD	B
6884268	HT 740D	A	6884547	HT 750CRD	B
6884288	HT 750DRD	A	6884548	HT 750CRD	B
6884449	HT 740D	A	6884549	HT 750CRD	B
6884452	HT 750CRD	B	6884550	HT 750CRD	B
6884453	HT 750CRD	B	6884551	HT 750CRD	B
6884454	HT 750DRD	A	6884552	HT 750CRD	B
6884456	HT 740D	A	6884553	HT 750DRD	A
6884458	HT 740D	A	6884554	HT 750DRD	A
6884459	HT 750DRD	A	6884555	HT 750DRD	A
6884460	HT 750DRD	A	6884556	HT 750DRD	A
6884475	HT 740D	A	6884557	HT 750DRD	A
6884476	HT 750CRD	B	6884558	HT 750DRD	A
6884477	HT 750CRD	A	6884559	HT 750CRD	A
6884484	HT 750DRD	A	6884560	HT 750DRD	A
6884509	HT 750CRD	A	6884561	HT 750DRD	A
6884510	HT 750DRD	A	6884562	HT 750DRD	A
6884511	HT 750CRD	B	6884563	HT 750DRD	A
6884512	HT 750CRD	B	6884564	HT 750DRD	A
6884513	HT 740D	A	6884565	HT 750DRD	A
6884514	HT 740D	A	6884566	HT 750DRD	A
6884515	HT 740D	A	6884567	HT 750DRD	A
6884516	HT 740D	A	6884568	HT 750DRD	A
6884517	HT 740D	A	6884569	HT 750DRD	A
6884518	HT 740D	A	6884571	HT 750DRD	A
6884519	HT 740D	A	6884572	HT 750DRD	A
6884520	HT 740D	A	6884573	HT 750DRD	A
6884521	HT 740D	A	6884574	HT 750DRD	A
6884522	HT 740D	A	6884575	HT 750DRD	A
6884523	HT 740D	A	6884591	HT 750CRD	B
6884524	HT 740D	A	6884685	HT 7500D	A
6884525	HT 740D	A	884686	HT 750CRD	A
6884526	HT 740D	A	6884687	HT 750DRD	A
6884527	HT 740D	A	6884695	HT 750DRD	A
6884528	HT 740D	A	6884696	HT 740D	A
6884529	HT 740D	A	6884697	HT 750CRD	B
6884530	HT 740D	A	6884698	HT 740D	A
6884533	HT 740FS	A	6884699	HT 740D	A
6884534	HT 740FS	A	6884726	HT 750CRD	A
6884535	HT 740D	A	6884729	HT 740D	A
6884536	HT 740D	A	6884796	HT 750DRD	A
6884537	HT 740D	A	6885200	HT 750DRD	A

CONTINUED ON NEXT PAGE

* A/N* - ASSEMBLY NUMBER - FOUND ON YOUR TRANSMISSION NAMEPLATE

FOURTH CLUTCH SECTION

TO FIND DETAIL PARTS FOR YOUR ALLISON AUTOMATIC TRANSMISSION, TURN TO
THE GROUP LISTED OPPOSITE THE ASSEMBLY PART NUMBER OF YOUR TRANSMISSION

A/N*	MODEL	GROUP	A/N*	MODEL	GROUP
6885201	HT 750CRD	8	6885337	HT 750DRD	A
6885208	HT 740D	A	6885338	HT 750DRD	A
6885209	HT 750CRD	A	6885344	HT 750CRD	B
6885214	HT 750DRD	A	6885345	HT 740D	A
6885237	HT 750DRD	A	6885356	HT 740D	A
6885238	HT 750DRD	A	6885363	HT 740D	A
6885240	HT 750DRD	A	6885367	HT 740D	A
6885241	HT 740D	A	6885368	HT 740D	A
6885242	HT 740D	A	6885369	HT 750DRD	A
6885243	HT 740FS	A	6885371	HT 740D	A
6885248	HT 750CRD	B	6885372	HT 754CRD	B
6885249	HT 750DRD	A	6885373	HT 740D	A
6885260	HT 750DRD	A	6885376	HT 750DRD	A
6885261	HT 740D	A	6885377	HT 750DRD	A
6885262	HT 740D	A	6885379	HT 750DRD	A
6885263	HT 750DRD	A	6885380	HT 750DRD	A
6885264	HT 750DRD	A	6885381	HT 750DRD	A
6885265	HT 750CRD	B	6885382	HT 750DRD	A
6885266	HT 750CRD	B	6885383	HT 750DRD	A
6885270	HT 750DRD	A	6885384	HT 740D	A
6885273	HT 754CRD	B	6885385	HT 740D	A
6885274	HT 750DRD	A	6885386	HT 740D	A
6885275	HT 740D	A	6885398	HT 750CRD	A
6885276	HT 750CRD	B	6885399	HT 740D	A
6885277	HT 740D	A	6885409	HT 750DRD	A
6885278	HT 740D	A	6885416	HT 750CRD	B
6885279	HT 750CRD	8	6885417	HT 740D	A
6885285	HT 740D	A	6885424	HT 750DRD	A
6885286	HT 740D	A	6885425	HT 750DRD	A
6885287	HT 740D	A	6885426	HT 754CRD	B
6885288	HT 740D	A	6885459	HT 754CRD	B
6885289	HT 740D	A	6885464	HT 750CRD	B
6885295	HT 750CRD	A	6883491	HT 740D	A
6885296	HT 750CRD	B	6885493	HT 750DRD	A
6885297	HT 750CRD	8	6885511	HT 750CRD	B
6885298	HT 740D	A	6885512	HT 740D	A
6885299	HT 740D	A	6885513	HT 740D	A
6885300	HT 740D	A	6885514	HT 740D	A
6885301	HT 740D	A	6885516	HT 754CRD	B
6885312	HT 750DRD	A	6885517	HT 754CRD	B
6885313	HT 750DRD	A	6885524	HT 740D	A
6885322	HT 740D	A	6885532	HT 740D	A
6885323	HT 750CRD	B	6885537	HT 740D	A
6885324	HT 750CRD	A	6885542	HT 754CRD	8
6885326	HT 740D	A	6885543	HT 740D	A
6885329	HT 740D	A	6885544	HT 740D	A
6885333	HT 740FS	A	6885545	HT 740D	A
6885334	HT 750DRD	A	6885551	HT 740D	A
6885335	HT 750DRD	A	6885552	HT 740D	A
6885336	HT 750DRD	A	6885553	HT 740D	A

CONTINUED ON NEXT PAGE

* A/N* - ASSEMBLY NUMBER - FOUND ON YOUR TRANSMISSION NAMEPLATE

FOURTH CLUTCH SECTION

TO FIND DETAIL PARTS FOR YOUR ALLISON AUTOMATIC TRANSMISSION, TURN TO
THE GROUP LISTED OPPOSITE THE ASSEMBLY PART NUMBER OF YOUR TRANSMISSION

A/N*	MODEL	GROUP	A/N*	MODEL	GROUP
6885554	HT 740D	A	6885612	HT 750DRD	A
6885555	HT 740D	A	6885613	HT 750DRD	A
6885556	HT 740D	A	6885614	HT 750DRD	A
6885557	HT 740D	A	6885615	HT 750CRD	A
6885558	HT 740D	A	6885616	HT 740D	A
6885559	HT 740FS	A	6885617	HT 740D	A
6885560	HT 750DRD	A	6885648	HT 750DRD	A
6885561	HT 750DRD	A	6885649	HT 740D	A
6885562	HT 750DRD	A	6885650	HT 754CRD	B
6885563	HT 754CRD	B	6885652	HT 750DRD	A
6885564	HT 754CRD	B	6885681	HT 740D	A
6885565	HT 740D	A	6885682	HT 750CRD	B
6885566	HT 740D	A	23010727	HT 740D	A
6885573	HT 750CRD	B	23010728	HT 750DRD	A
6885576	HT 740D	A	23010777	HT 750CRD	B
6885577	HT 740D	A	23010781	HT 750DRD	A
6885578	HT 740D	A	23010783	HT 750CRD	B
6885579	HT 740D	A	23010786	HT 750CRD	B
6885580	HT 740D	A	23010788	HT 740D	A
6885581	HT 740FS	A	23010789	HT 750DRD	A
6885582	HT 740D	A	23010790	HT 750CRD	B
6885583	HT 740D	A	23010791	HT 740D	A
6885584	HT 740D	A	23010798	HT 750CRD	B
6885585	HT 740D	A	23010801	HT 740D	A
6885586	HT 740D	A	2301,802	HT 750DRD	A
6885587	HT 740D	A	23010803	HT 750DRD DB	A
6885588	HT 740D	A	23010813	HT 740D	A
6885589	HT 740D	A	23010832	HT 750DRD DB	A
6885590	HT 754CRD	B	23010833	HT 750DRD DB	A
6885591	HT 754CRD	B	23010835	HT 740D	A
6885592	HT 754CRD	B	23010837	HT 754CRD	B
6885593	HT 754CRD	B	23010842	HT 750CRD DB	A
6885594	HT 754CRD	B	23010844	HT 740D	A
6885595	HT 754CRD	B	23010845	HT 740D	A
6885596	HT 754CRD	B	23010846	HT 750DRD	A
6885597	HT 750CRD	A	23010863	HT 740D	A
6885598	HT 750DRD	A	23010864	HT 754CRD	B
6885599	HT 750DRD	A	23010865	HT 750DRD DB	A
6885600	HT 750DRD	A	23010867	HT 750DRD	A
6885601	HT 750CRD	A	23010870	HT 750DRD	A
6885602	HT 750DRD	A	23010873	HT 740D	A
6885603	HT 750DRD	A	23010874	HT 740FS	A
6885604	HT 750DRD	A	23010875	HT 740D	A
6885605	HT 750DRD	A	23010876	HT 740D	A
6885606	HT 750DRO	A	23010877	HT 754CRD	B
6885607	HT 750CRD	A	23010878	HT 754CRD	B
6885608	HT 750DRD	A	23010879	HT 750DRD	A
6885609	HT 750CRD	A	23010880	HT 750DRD	A
6885610	HT 750DRD	A	23010881	HT 740D	A
6885611	HT 750CRD	A	23010882	HT 740D	A

CONTINUED ON NEXT PAGE

* A/N* - ASSEMBLY NUMBER - FOUND ON YOUR TRANSMISSION NAMEPLATE

FOURTH CLUTCH SECTION

TO FIND DETAIL PARTS FOR YOUR ALLISON AUTOMATIC TRANSMISSION, TURN TO
THE GROUP LISTED OPPOSITE THE ASSEMBLY PART NUMBER OF YOUR TRANSMISSION

A/N*	MODEL	GROUP	A/N*	MODEL	GROUP
23010883	HT 754CRD	B	23011405	HT 750DRD	A
23010884	HT 754CRD	B	23011407	HT 740D	A
23010885	HT 750CRD	A	23011412	HT 750DR	A
23010886	HT 750CRD	A	23011413	HT 740D	A
23010887	HT 754CRD	B	23011427	HT 750DRD	A
23010888	HT 750CRD	A	23011428	HT 750DRD	A
23010889	HT 754CRD	B	23011430	HT 754CRD	B
23010891	HT 740D	A	23011432	HT 754CRD	B
23010892	HT 740D	A	23011434	HT 750DRD	A
23010898	HT 750DRD	A	23011435	HT 750DRD	A
23010899	HT 750DRD	A	23011438	HT 750DRD	A
23010901	HT 740D	A	23011447	HT 750DRD	A
23010902	HT 740D	A	23011459	HT 754CRD	B
23010905	HT 750DRD	A	23011469	HT 740D	A
23010906	HT 750DRD	A	23011495	HT 740D	A
23010918	HT 740D	A	23011506	HT 754CRD	B
23010919	HT 740D	A	23011508	HT 754CRD	B
23010920	HT 740D	A	23011509	HT 750DRD	A
23010921	HT 750CRD	B	23011510	HT 750DRD	A
23010922	HT 754CRD	B	23011519	HT 740D	A
23010923	HT 750DRD	A	23011532	HT 754CRD	B
23010935	HT 750DRD	A	23011544	HT 740D	A
23010936	HT 740D	A	23011556	HT 740D	A
23010937	HT 754CRD	B	23011557	HT 740D	A
23010938	HT 754CRD	B	23011566	HT 750DRD	A
23010939	HT 754CRD	B	23011567	HT 750DRD DB	A
23010940	HT 754CRD	B	23011569	HT 754CRD	B
23010958	HT 750DRO	A	23011573	HT 754CRD	B
23010963	HT 740D	A	23011587	HT 754CRO	B
23010965	HT 750DRD	A	23011588	HT 750DRD	A
23010966	HT 750DRD	A	23011589	HT 750DRD	A
23010967	HT 750DRD	A	23011591	HT 740D	A
23010968	HT 750DRD	A	23011592	HT 754CRD	B
23010969	HT 740D	A	23011850	HT 750DRD	A
23010975	HT 740D	A	23011852	HT 740D	A
23010976	HT 750DRD	A	23012022	HT 750DRD DB	A
23010977	HT 750DRD	A	23012050	HT 750DRD DB	A
23010989	HT 740D	A	23012053	HT 740D	A
23011306	HT 750DRD	A	23012069	HT 754CRO	B
23011309	HT 750DRD	A	23012087	HT 754CRD	B
23011334	HT 754CRD	B	23012088	HT 740D	A
23011335	HT 750CRD	A	23012095	HT 750DRD	A
23011338	HT 740D	A	23012096	HT 750DRD DB	A
23011341	HT 750DRD	A	23012097	HT 750DRD DE	A
23011343	HT 740D	A	23012098	HT 750DRD DB	A
23011349	HT 740D	A	23012099	HT 750DRD DB	A
23011389	HT 754CRO	B	23012110	HT 750DRD	A
23011391	HT 740D	A	23012114	HT 740D	A
23011394	HT 750DRD	A	23012135	HT 740D	A
23011396	HT 750DRI	A	23012139	HT 750DRD	A

CONTINUED ON NEXT PAGE

* A/N* - ASSEMBLY NUMBER - FOUND ON YOUR TRANSMISSION NAMEPLATE

FOURTH CLUTCH SECTION

TO FIND DETAIL PARTS FOR YOUR ALLISON AUTOMATIC TRANSMISSION, TURN TO
THE GROUP LISTED OPPOSITE THE ASSEMBLY PART NUMBER OF YOUR TRANSMISSION

A/N*	MODEL	GROUP	A/N*	MODEL	GROUP
23012140	HT 740D	A	23012745	HT 750DRD	A
23012141	HT 754CRD	B	23012756	HT 740D	A
23012171	HT 754CRD	B	23012757	HT 754CRD	B
23012172	HT 754CRD	B	23012767	HT 740D	A
23012193	HT 754CRD	B	23012768	HT 754CRD	B
23012200	HT 754CRD	B	23012770	HT 740D	A
23012214	HT 740D	A	23014331	HT 740D	A
23012215	HT 740D	A	23014332	HT 747D	A
23012220	HT 754CRD	B	23014333	HT 750DRD	A
23012246	HT 750DRD	A	23014334	HT 754CRD	A
23012256	HT 750DRD DB	A	23014344	HT 750DRD	A
23012259	HT 750DRD	A	23014345	HT 754CRD	B
23012315	HT 754CRD	B	23014424	HT 750DRD DB	A
23012316	HT 754CRD	B	23014435	HT 740D	A
23012321	HT 740D	A	23014436	HT 754CRD	B
23012322	HT 740D	A	23014445	HT 750DRD	A
23012326	HT 747D	A	23014463	HT 750DRD	A
23012327	HT 740D	A	23014475	HT 754CRD	B
23012363	HT 750DRD	A	23014476	HT 754CRD	B
23012364	HT 750DRD	A	23014477	HT 740D	A
23012381	HT 754CRD	B	23014478	HT 740D	A
23012419	HT 740D	A	23014492	HT 754CRD	B
23012420	HT 740D	A	23014498	HT 740D	A
23012421	HT 750DRD	A	23014499	HT 750CRD	A
23012422	HT 740D	A	23014500	HT 754CRD	B
23012427	HT 750DRD	A	23014502	HT 750DRD	A
23012436	HT 740D	A	23014505	HT 750DRD	A
23012449	HT 740D	A	23014508	HT 750DRD	A
23012450	HT 750CRD	A	23014526	HT 750DRD	A
23012471	HT 747D	A	23014529	HT 740D	A
23012474	HT 740D	A	23014530	HT 750DRD	A
23012475	HT 747D	A	23014539	HT 740D	A
23012476	HT 740D	A	23014541	HT 750DRD	A
23012503	HT 754CRD	B	23014545	HT 754CRD	A
23012504	HT 750DRD	A	23014553	HT 740D	A
23012505	HT 740D	A	23014555	HT 740D	A
23012589	HT 750CRD	A	23014587	HT 754CRD	A
23012590	HT 750DRD	A	23014588	HT 754CRD	A
23012591	HT 740D	A	23014643	HT 754CRD	B
23012594	HT 740D	A	23014645	HT 740D	A
23012595	HT 750DRD DB	A	23014654	HT 750DRD	A
23012649	HT 740D	A	23014658	HT 740D	A
23012684	HT 750DRD	A	23014661	HT 750DRD	A
23012690	HT 754CRD	A	23014670	HT 750DRD	A
23012691	HT 740D	A	23014684	HT 754CRD	A
23012698	HT 750CRD	A	23014691	HT 754CRD	B
23012699	HT 750DRD	A	23014700	HT 754CRD	B
23012700	HT 750DRD	A	23014913	HT 750DRD	A
23012703	HT 740D	A	23014929	HT 750DRD	A
23012704	HT 740D	A	23014937	HT 747D	A

CONTINUED ON NEXT PAGE

* A/N* - ASSEMBLY NUMBER - FOUND ON YOUR TRANSMISSION NAMEPLATE

FOURTH CLUTCH SECTION

TO FIND DETAIL PARTS FOR YOUR ALLISON AUTOMATIC TRANSMISSION, TURN TO
THE GROUP LISTED OPPOSITE THE ASSEMBLY PART NUMBER OF YOUR TRANSMISSION

A/N*	MODEL	GROUP	A/N*	MODEL	GROUP
23014941	HT 747D	A	23019203	HT 750DRD	A
23014964	HT 747D	A	23019204	HT 740D	A
23014983	HT 754CRD	B	23019252	HT 740D	A
23014990	HT 754CRD	A	23019255	HT 740D	A
23015009	HT 754CRD	B	23019256	HT 740D	A
23015010	HT 750DRD	A	23019257	HT 740D	A
23015028	HT 754CRD	B	23019258	HT 740D	A
23015032	HT 750DRD	A	23019259	HT 740D	A
23015058	HT 747D	A	23019260	HT 740D	A
23015066	HT 754CRD	B	23019261	HT 740D	A
23015074	HT 747D	A	23019262	HT 740D	A
23015104	HT 747D	A	23019263	HT 740D	A
23015137	HT 750DRD	A	23019264	HT 740D	A
23015142	HT 740D	A	23019265	HT 740D	A
23015152	HT 740D	A	23019266	HT 740D	A
23015153	HT 750DRD	A	23019267	HT 740D	A
23015177	HT 747D	A	23019268	HT 740D	A
23015199	HT 750DRD DB	A	23019269	HT 740D	A
23015206	HT 750DRD	A	23019270	HT 740D	A
23015214	HT 740D	A	23019271	HT 740D	A
23015215	HT 750DRD	A	23019272	HT 740D	A
23015216	HT 754CR0	B	23019273	HT 740D	A
23015222	HT 754CRD	B	23019274	HT 740D	A
23015248	HT 750DRD	A	23019275	HT 740D	A
23015251	HT 750DRD	A	23019276	HT 740D	A
23019050	HT 740D	A	23019277	HT 740FS	A
235019052	HT 747D	A	23019278	HT 740D	A
23019057	HT 754CRD	B	23019279	HT 740D	A
23019099	H1 750DRD	A	23019313	HT 740FS	A
23019100	HT 750DRD	A	23019314	HT 740D	A
23019101	HT 754CRD	B	23019330	HT 750DRD	A
23019107	HT 750DRD	A	23019338	H1 750DRD	A
23019149	HT 750DRD	A	23019344	HT 747D	A
23019168	HT 750DRD	A	23019350	HT 747D	A
23019174	HT 740D	A	23019605	HT 740D	A
23019175	HT 740D	A	23019646	HT 754CR0	B
23019176	HT 740D	A	23019647	HT 740D	A
23019177	HT 740D	A	23019658	HT 740D	A
23019178	HT 740D	A	23019696	HT 754CRD	B
23019179	HT 740D	A	23019697	HT 754CR0	B
23019180	HT 740D	A	23019698	HT 754CRD	B
23019181	HT 747D	A	23019760	HT 740D	A
23019182	HT 747D	A	23019761	HT 740D	A
23019183	HT 747D	A	23019762	HT 740D	A
23019184	HT 747D	A	23019803	HT 740D	A
23019185	HT 747D	A	23019811	HT 750DRD	A
23019186	HT 740D	A	23019812	HT 750DRD	A
23019187	HT 747D	A	23019823	HT 740D	A
23019199	HT 740D	A	23019824	HT 740D	A
23019202	HT 754CRD	B	23019825	HT 747D	A

CONTINUED ON NEXT PAGE

* A/N* - ASSEMBLY NUMBER - FOUND ON YOUR TRANSMISSION NAMEPLATE

FOURTH CLUTCH SECTION

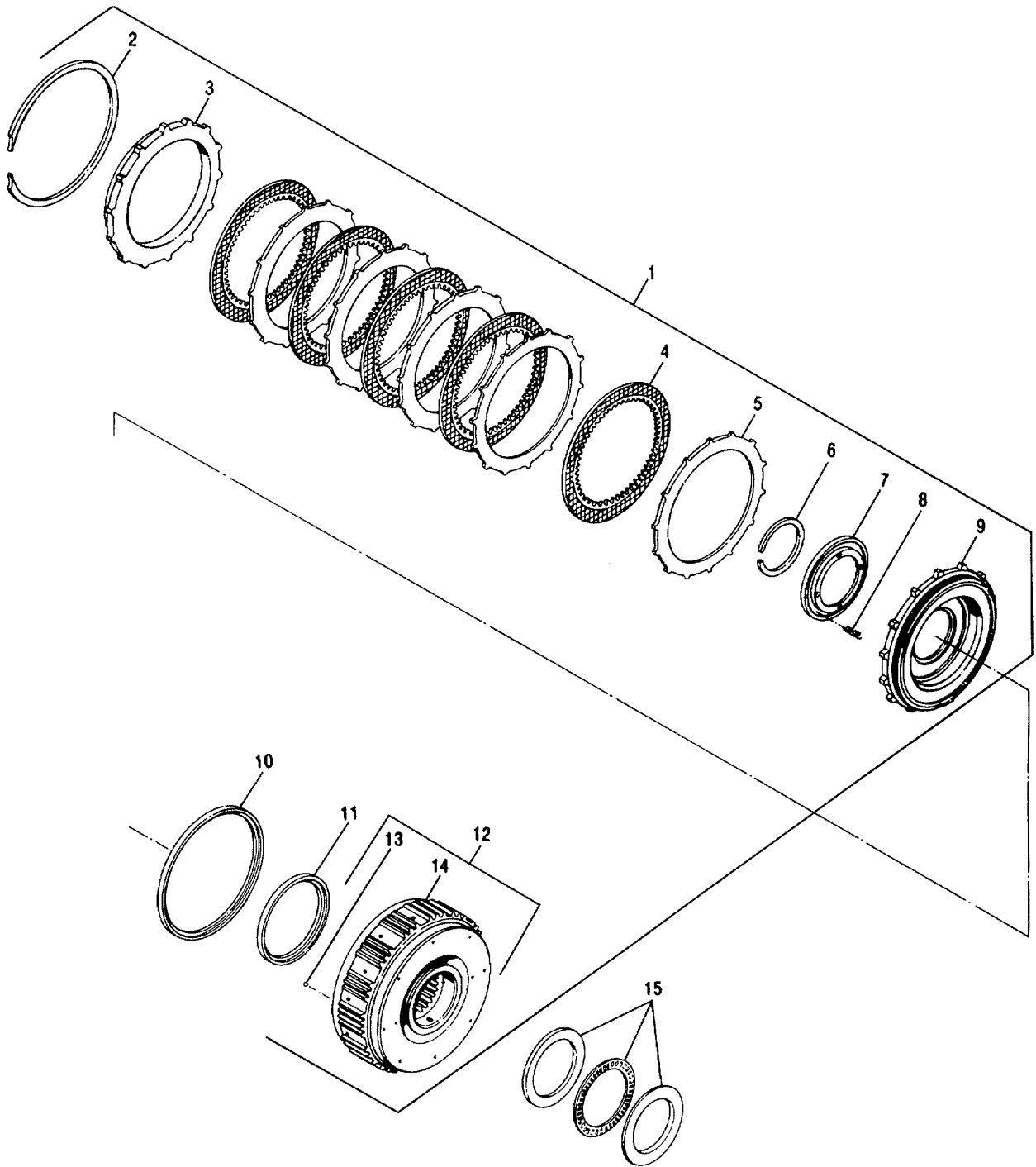
TO FIND DETAIL PARTS FOR YOUR ALLISON AUTOMATIC TRANSMISSION, TURN TO
THE GROUP LISTED OPPOSITE THE ASSEMBLY PART NUMBER OF YOUR TRANSMISSION

A/N*	MODEL	GROUP	A/N*	MODEL	GROUP
23019842	HT 747D	A	23040673	HT 740D	A
23019843	HT 747D	A	23040682	HT 754CRD	B
23019849	HT 754CRD	B	23040701	HT 754CRD	B
23019928	HT 754CRD	B	23040718	HT 750DRD	A
23019947	HT 754CRD	B	23040721	HT 747D	A
23019948	HT 754CRD	B	23040722	HT 747D	A
23019949	HT 740D	A	23040727	HT 754CRD	A
23019989	HT 747D	A	23040755	HT 754CRD	B
23019990	HT 747D	A	23040756	HT 754CRD	B
23040190	HT 750DRD	A	23040767	HT 754CRD	B
23040209	HT 747D	A	23040791	HT 740D	A
23040217	HT 750D1R DB	A	23040792	HT 747D	A
23040241	HT 740D	A	23040797	HT 747D	A
23040285	HT 740D	A	23040798	HT 747D	A
23040292	HT 754CRD	B	23040804	HT 740D	A
23040420	HT 740D	A	23040805	HT 740D	A
23040430	HT 747D	A	23040821	HT 750DRD	A
23040433	HT 740D	A	23040822	HT 740D	A
23040436	HT 754CRD	B	23040823	HT 740D	A
23040440	HT 754CRD	B	23040836	HT 750DRD	A
23040452	HT 740D	A	23040840	HT 740D	A
23040480	HT 754CRD	B	23040899	HT 740D	A
23040550	HT 750DRD	A	23040900	HT 740D	A
23040634	HT 750DRD	A	23040901	HT 740D	A
23040635	HT 740D	A	23040902	HT 740D	A
23040636	HT 740D	A	23040928	HT 754CRD	b
23040638	HT 740D	A	23040931	HT 740D	A
23040652	HT 740D	A	23040978	HT 750DRD	A
23040659	HT 750DRD	A	23041021	HT 740D	A
23040665	HT 750DRD	A	23041024	HT 750DRD	A
23040672	HT 750DRD	A			

* A/N* - ASSEMBLY NUMBER - FOUND ON YOUR TRANSMISSION NAMEPLATE

ALLISON AUTOMATIC TRANSMISSION HT 700 SERIES PARTS CATALOG

NOTES



9354A

FIG. 10 FOURTH CLUTCH

ALLISON AUTOMATIC TRANSMISSION HT 700 SERIES PARTS CATALOG

NOTES

GROUP A

FOURTH CLUTCH, FIGURE 10

REF NO	NOMENCLATURE	PART NO	REQ	RECOMMENDED SPARES FOR UNITS		
				1-25	26-50	51-200
1	CLUTCH ASSY, FOURTH, NOT SERVICED AS AN ASSEMBLY, ORDER DETAIL PARTS.	23013646 **	1			
2	RING, SNAP, INTERNAL	6834594	1	3	6	15
3	PLATE, FOURTH CLUTCH BACKING	23011235	1	3	6	18
4	PLATE, FOURTH CLUTCH INTERNAL SPLINED	6835687	5	10	20	80
5	PLATE, FOURTH CLUTCH EXTERNAL TANGED	6834679	5	10	20	80
6	RING, SNAP, EXTERNAL	6831704	1	3	6	15
7	RETAINER, SPRING	6883192	1	2	4	12
8	SPRING, FOURTH CLUTCH RELEASE	6836138	20	40	80	240
9	PISTON, FOURTH CLUTCH, 1.110 - 1.120 THK., SELECTIVE, IDENTIFIED WITH LETTER M.	6885133	AR	1	2	5
9	PISTON, FOURTH CLUTCH, 1.137 - 1.147 THK., SELECTIVE, IDENTIFIED WITH LETTER S.	6885132	AR	1	2	5
9	PISTON, FOURTH CLUTCH, 1.164 - 1.174 THK., IDENTIFIED WITH LETTER T	6885131	AR	1	2	5
10	RING, SEAL, EXTERNAL	6836799	1	3	6	15
11	RING, SEAL, INTERNAL	23013262	1	3	6	15
12	HOUSING ASSY, FOURTH CLUTCH	6834486	1	1	2	6
13	BALL, 3/16	8622757	8	8	32	96
14	HOUSING, FOURTH CLUTCH	6834314 *	1			
15	KIT, BEARING ASSY, CONSISTS OF 1-9424098 ROLLER BEARING ASSY, 1-9431998 RACE AND 1-9431999 RACE	6839821	1	3	6	15

GROUP B

FOURTH CLUTCH, FIGURE 10

SAME AS GROUP A, EXCEPT FOR PARTS LISTED BELOW

1	CLUTCH ASSY, FOURTH, NOT SERVICED AS AN ASSEMBLY, ORDER DETAIL PARTS.	23013650 **	1			
12	HOUSING ASSY, FOURTH CLUTCH	23013654	1	1		
14	HOUSING, FOURTH CLUTCH	23013652 *	1			

* SERVICED AS AN ASSY - NOT AS A DETAIL PART

** NOT SERVICED AS AN ASSEMBLY, ORDER DETAIL PARTS

ALLISON AUTOMATIC TRANSMISSION HT 700 SERIES PARTS CATALOG,

NOTES

THIRD CLUTCH, CENTER SUPPORT AND SECOND CLUTCH SECTION

TO FIND DETAIL PARTS FOR YOUR ALLISON AUTOMATIC TRANSMISSION, TURN TO
THE GROUP LISTED OPPOSITE THE ASSEMBLY PART NUMBER OF YOUR TRANSMISSION

A/N*	MODEL	GROUP	A/N*	MODEL	GROUP
6835534	HT 740D	A	6880083	HT 750DRD	A
6838065	HT 740D	A	6880106	HT 740D	A
6838066	HT 740D	A	6880107	HT 740D	A
6838067	HT 740D	A	6880182	HT 750CRD	A
6838075	HT 740D	A	6880243	HT 750DRD	A
6838280	HT 750DRD	A	6880248	HT 750CRD	A
6838282	HT 750CRD	A	6880275	HT 750CRD	A
6838355	HT 750DRD	A	6880284	HT 750DRD	A
6838517	HT 740D	A	6880285	HT 750DRD	A
6838571	HT 740D	A	6880363	HT 750DRD	A
6838683	HT 740D	A	6880364	HT 750DRD	A
6838697	HT 740D	A	6880367	HT 740D	A
6839073	HT 750CRD	A	6880393	HT 750DRD	A
6839074	HT 750CRD	A	6880396	HT 750CRD	A
6839246	HT 750CRD	A	6880408	HT 740D	A
6839411	HT 750CRD	A	6880409	HT 740D	A
6839412	HT 740D	A	6880411	HT 750DRD	A
6839439	HT 740D	A	6880435	HT 740D	A
6839440	HT 740D	A	6880447	HT 750CRD	A
6839441	HT 750CRD	A	6880475	HT 750DRD	A
6839474	HT 750DRD	A	6880485	HT 750CRD	A
6839475	HT 750DRD	A	6880587	HT 740D	A
6839498	HT 750CRD	A	6880688	HT 750CRD	A
6839500	HT 750DRD	A	6880712	HT 750CRD	A
6839518	HT 750CRD	A	6880722	HT 750CRD	A
6839519	HT 740D	A	6880723	HT 740D	A
6839520	HT 740D	A	6880738	HT 750CRD	A
6839568	HT 740D	A	6880739	HT 750CRD	A
6839590	HT 750CRD	A	6880740	HT 750CRD	A
6839596	HT 750DRD	A	6880748	HT 750DRD	A
6839623	HT 750DRD	A	6880803	HT 750DRD	A
6839668	HT 750DRD	A	6880825	HT 740D	A
6839669	HT 750DRD	A	6880865	HT 740D	A
6839670	HT 750DRD	A	6880871	HT 750CRD	A
6839674	HT 740D	A	6880910	HT 750CRD	A
6839750	HT 750CRD	A	6880919	HT 750CRD	A
6839823	HT 750CRD	A	6880920	HT 750DRD	A
6839824	HT 740D	A	6880930	HT 750DRD	A
6839906	HT 740D	A	6880968	HT 750DRD	A
6839922	HT 750DRD	A	6880969	HT 750CRD	A
6839923	HT 750DRD	A	6880970	HT 740D	A
6839924	HT 750DRD	A	6881023	HT 740D	A
6839932	HT 750CRD	A	6881054	HT 740D	A
6839933	HT 750CRD	A	6881055	HT 740D	A
6839993	HT 740D	A	6881059	HT 740D	A
6880041	HT 750CRD	A	6881120	HT 750CRD	A
6880042	HT 750DRD	A	6881140	HT 740D	A
6880046	HT 740D	A	6881151	HT 750CRD	A
6880047	HT 750CRD	A	6881156	HT 750DRD	A
6880081	HT 750CRD	A	6881166	HT 740D	A

CONTINUED ON NEXT PAGE

* A/N* - ASSEMBLY NUMBER - FOUND ON YOUR TRANSMISSION NAMEPLATE

THIRD CLUTCH, CENTER SUPPORT AND SECOND CLUTCH SECTION

TO FIND DETAIL PARTS FOR YOUR ALLISON AUTOMATIC TRANSMISSION, TURN TO
THE GROUP LISTED OPPOSITE THE ASSEMBLY PART NUMBER OF YOUR TRANSMISSION

A/N*	MODEL	GROUP	A/N*	MODEL	GROUP
6881167	HT 750CRD	A	6881312	HT 750DRD	A
6881168	HT 750CRD	A	6881313	HT 750DRD	A
6881169	HT 750CRD	A	6881314	HT 750DRD	A
6881191	HT 740D	A	6881315	HT 750DRD	A'
6881192	HT 750DRD	A	6881316	HT 750DRD	A
6881193	HT 740D	A	6881317	HT 750DRD	A
6881194	HT 740D	A	6881318	HT 750DRD	A
6881195	HT 740D	A	6881319	HT 750DRD	A
6881196	HT 740D	A	6881320	HT 750DRD	A
6881197	HT 750CRD	A	6881321	HT 750DRD	A
6881198	HT 740D	A	6881322	HT 740D	A
6881199	HT 740D	A	** 6881322B	HT 740D	A
6881200	HT 740D	A	6881323	HT 740D	A
6881201	HT 740D	A	** 6881323B	HT 740D	A
6881202	HT 750CRD	A	6881324	HT 740D	A
6881203	HT 750CRD	A	** 68813248	HT 740D	A
6881204	HT 750CRD	A	6881325	HT 740D	A
6881205	HT 750CRD	A	** 68813258	HT 740D	A
6881213	HT 740D	A	6881326	HT 740D	A
6881263	HT 740D	A	6881327	HT 740D	A
6881266	HT 740D	A	6881328	HT 740D	A
6881267	HT 750DRD	A	6881329	HT 740D	A
6881268	HT 750DRD	A	6881330	HT 740D	A
6881288	HT 740D	A	6881331	HT 740D	A
6881289	HT 740D	A	6881332	HT 740D	A
6881292	HT 750CRD	A	6881333	HT 740D	A
** 6881292B	HT 750CRD	A	6881334	HT 740D	A
6881293	HT 750CRD	A	6881335	HT 740D	A
6881294	HT 750CRD	A	** 6881335B	HT 740D	A
6881295	HT 750CRD	A	6881336	HT 740D	A
** 6881295B	HT 750CRD	A	6881337	HT 740D	A
6881296	HT 750CRD	A	6881338	HT 740D	A
** 6881296B	HT 750CRD	A	6881339	HT 750DRD	A
6881297	HT 750CRD	A	6881340	HT 750DRD	A
** 6881297B	HT 750CRD	A	6881341	HT 750DRD	A
6881299	HT 750CRD	A	6881342	HT 750DRD	A
6881300	HT 750CRD	A	6881343	HT 750DRD	A
6881301	HT 750CRD	A	6881344	HT 750CRD	A
6881302	HT 750CRD	A	6881345	HT 750CRD	A
** 6881302B	HT 750CRD	A	6881346	HT 750CRD	A
6881303	HT 750CRD	A	6881347	HT 750CRD	A
** 6881303B	HT 750CRD	A	6881348	HT 740D	A
6881304	HT 750CRD	A	6881349	HT 740D	A
6881305	HT 750CRD	A	6881350	HT 740D	A
6881306	HT 750CRD	A	** 68813508	HT 740D	A
6881307	HT 750DRD	A	6881351	HT 740D	A
6881308	HT 750DRD	A	** 6881351B	HT 740D	A
6881309	HT 750CRD	A	6881361	HT 750DRD	A
6881310	HT 750DRD	A	6881408	HT 750CRD	A
6881311	HT 750DRD	A	6881419	HT 740D	A

CONTINUED ON NEXT PAGE

* A/N* - ASSEMBLY NUMBER - FOUND ON YOUR TRANSMISSION NAMEPLATE

** SEE SPI 15TR75

THIRD CLUTCH, CENTER SUPPORT AND SECOND CLUTCH SECTION

TO FIND DETAIL PARTS FOR YOUR ALLISON AUTOMATIC TRANSMISSION, TURN TO
THE GROUP LISTED OPPOSITE THE ASSEMBLY PART NUMBER OF YOUR TRANSMISSION

A/N*	MODEL	GROUP	A/N*	MODEL	GROUP
** 6881419	HT 740D	A	6882086	HT 740D	A
6881420	HT 740D	A	** 6882086B	HT 740D	A
6881421	HT 750DRD	A	6882087	HT 740D	A
6881430	HT 740D	A	** 6882087B	HT 740D	A
6881431	HT 740D	A	6882088	HT 740D	A
6881437	HT 740D	A	** 6882088B	HT 740D	A
6881445	HT 750CRD	A	6882089	HT 740D	A
6881447	HT 750DRD	A	** 6882089	HT 740D	A
6881448	HT 750CRD	A	6882090	HT 740D	A
6881449	HT 750CRD	A	** 6882090B	HT 740D	A
6881452	HT 740D	A	6882094	HT 750CRD	A
6881453	HT 750CRD	A	6882104	HT 740D	A
6881531	HT 740D	A	** 6882104B	HT 740D	A
6881532	HT 750DRD	A	6882159	HT 750CRD	A
6881548	HT 750CRD	A	6882161	HT 750DRD	A
6881655	HT 740D	A	6882163	HT 740D	A
6881707	HT 740D	A	6882164	HT 740D	A
6881708	HT 740D	A	6882165	HT 740D	A
6881709	HT 740D	A	6882166	HT 740D	A
6881710	HT 740D	A	6882167	HT 740D	A
6881711	HT 740D	A	6882168	HT 740D	A
6881712	HT 740D	A	6882169	HT 740D	A
6881713	HT 740D	A	6882170	HT 740D	A
6881714	HT 740D	A	6882171	HT 740D	A
6881849	HT 740D	A	6882172	HT 740D	A
** 6881849	HT 740D	A	6882173	HT 740D	A
6881864	HT 750DRD	A	6882174	HT 740D	A
6881865	HT 750DRD	A	6882175	HT 740D	A
6881872	HT 750DRD	A	6882176	HT 740D	A
6881873	HT 750DRD	A	6882177	HT 740D	A
6881880	HT 750DRD	A	6882178	HT 740D	A
6881890	HT 750CRD	A	6882179	HT 750CRD	A
6881949	HT 740D	A	6882180	HT 750CRD	A
6881950	HT 750CRD	A	6882181	HT 750CRD	A
6881951	HT 750DRD	A	6882182	HT 750CRD	A
6881957	HT 740D	A	6882183	HT 750CRD	A
6882070	HT 740D	A	6882184	HT 750CRD	A
** 6882070B	HT 740D	A	6882185	HT 750CRD	A
6882080	HT 740D	A	6882186	HT 750CRD	A
** 6882080B	HT 740D	A	6882187	HT 750CRD	A
6882081	HT 740D	A	6882188	HT 750CRD	A
** 6882081B	HT 740D	A	6882189	HT 750CRD	A
6882082	HT 740D	A	6882190	HT 740D	A
** 6882082B	HT 740D	A	6882259	HT 750DRD	A
6882083	HT 740D	A	6882268	HT 740D	A
** 6882083B	HT 740D	A	6882270	HT 740D	A
6882084	HT 740D	A	6882271	HT 740D	A
** 6882084B	HT 740D	A	6882272	HT 740D	A
6882085	HT 740D	A	6882273	HT 740D	A
** 6882085B	HT 740D	A	6882274	HT 740D	A

CONTINUED ON NEXT PAGE

* A/N* - ASSEMBLY NUMBER - FOUND ON YOUR TRANSMISSION NAMEPLATE

** SEE SPI 15TR75

THIRD CLUTCH, CENTER SUPPORT AND SECOND CLUTCH SECTION

TO FIND DETAIL PARTS FOR YOUR ALLISON AUTOMATIC TRANSMISSION, TURN TO
THE GROUP LISTED OPPOSITE THE ASSEMBLY PART NUMBER OF YOUR TRANSMISSION

A/N*	MODEL	GROUP	A/N*	MODEL	GROUP
6882275	HT 740D	A	6882449	HT 740D	A
6882276	HT 750CRD	A	6882450	HT 740D	A
6882277	HT 750CRD	A	6882451	HT 740D	A
6882278	HT 750CRD	A	6882452	HT 740D	A
6882279	HT 750CRD	A	6882453	HT 740D	A
6882280	HT 750CRD	A	6882454	HT 740D	A
6882281	HT 750CRD	A	6882455	HT 750CRD	A
6882298	HT 750DRD	A	6882456	HT 750CRD	A
6882329	HT 750CRD	A	6882457	HT 750CRD	A
6882340	HT 750CRD	A	6882458	HT 750CRD	A
6882341	HT 750DRD	A	6882459	HT 750CRD	A
6882346	HT 740D	A	6882460	HT 750CRD	A
6882411	HT 740D	A	6882461	HT 750CRD	A
6882412	HT 740D	A	6882462	HT 750CRD	A
6882413	HT 740D	A	6882463	HT 750CRD	A
6882414	HT 740D	A	6882464	HT 750CRD	A
6882415	HT 740D	A	6882465	HT 750CRD	A
6882416	HT 740D	A	6882466	HT 750CRD	A
6882417	HT 740D	A	6882467	HT 750CRD	A
6882418	HT 740D	A	6882468	HT 750CRD	A
6882419	HT 740D	A	6882469	HT 750CRD	A
6882420	HT 740D	A	6882470	HT 750CRD	A
6882421	HT 740D	A	6882471	HT 750CRD	A
6882422	HT 740D	A	6882472	HT 750CRD	A
6882423	HT 740D	A	6882473	HT 750CRD	A
6882424	HT 740D	A	6882474	HT 750CRD	A
6882425	HT 740D	A	6882475	HT 750CRD	A
6882426	HT 740D	A	6882476	HT 750CRD	A
6882427	HT 740D	A	6882477	HT 750DRD	A
6882428	HT 740D	A	6882478	HT 750DRD	A
6382429	HT 740D	A	6882479	HT 750DRD	A
6882430	HT 740D	A	6882480	HT 750DRD	A
6882431	HT 740D	A	6882481	HT 750DRD	A
6882432	HT 740D	A	6882482	HT 750DRD	A
6882433	HT 740D	A	6882483	HT 750DRD	A
6882434	HT 740D	A	6882484	HT 750DRD	A
6882435	HT 740D	A	6882485	HT 750DRD	A
6882436	HT 740D	A	6882486	HT 750DRD	A
6882437	HT 740D	A	6882487	HT 750DRD	A
6882438	HT 740D	A	6882488	HT 750DRD	A
6882439	HT 740D	A	6882489	HT 750DRD	A
6882440	HT 740D	A	6882490	HT 750DRD	A
6882441	HT 740D	A	6882491	HT 750DRD	A
6882442	HT 740D	A	6882492	HT 750DRD	A
6882443	HT 740D	A	6882493	HT 750DRD	A
6882444	HT 740D	A	6882494	HT 750DRD	A
6882445	HT 740D	A	6882495	HT 750DRD	A
6882446	HT 740D	A	6882496	HT 750DRD	A
6882447	HT 740D	A	6882497	HT 750DRD	A
6882448	HT 740D	A	6882498	HT 750DRD	A

CONTINUED ON NEXT PAGE

* A/N* - ASSEMBLY NUMBER - FOUND ON YOUR TRANSMISSION NAMEPLATE

THIRD CLUTCH, CENTER SUPPORT AND SECOND CLUTCH SECTION

TO FIND DETAIL PARTS FOR YOUR ALLISON AUTOMATIC TRANSMISSION, TURN TO
THE GROUP LISTED OPPOSITE THE ASSEMBLY PART NUMBER OF YOUR TRANSMISSION

A/N*	MODEL	GROUP	A/N*	MODEL	GROUP
6882499	HT 750DRD	A	6883329	HT 750CRD	A
6882500	HT 750DRD	A	6883334	HT 740FS	A
6882501	HT 750DRD	A	6883452	HT 740D	A
6882502	HT 750DRD	A	6883462	HT 740D	A
6882503	HT 750DRD	A	6883463	HT 750DRD	A
6882504	HT 750DRD	A	6883509	HT 750DRD	A
6882547	HT 750DRD	A	6883510	HT 750DRD	A
6882568	HT 750CRD	A	6883526	HT 740D	A
6882570	HT 750DRD	A	6883535	HT 750DRD	A
6882571	HT 740D	A	6883583	HT 740D	A
6882582	HT 750DRD	A	6883597	HT 750DRD	A
6882585	HT 740D	A	6883624	HT 750DRD	A
6882590	HT 740D	A	6883626	HT 750CRD	A
6882597	HT 740D	A	6883646	HT 750DRD	A
6882626	HT 740D	A	6883652	HT 740D	A
6882647	HT 740D	A	6883653	HT 750CRD	A
6882695	HT 750DRD	A	6883654	HT 750CRD	A
6882704	HT 740D	A	6883664	HT 750CRD	A
6882705	HT 740D	A	6883679	HT 740D	A
6882706	HT 740D	A	6883692	HT 740D	A
6882726	HT 740D	A	6883699	HT 750DRD	A
6882744	HT 740FS	A	6883700	HT 750DRD	A
6883024	HT 750DRD	A	6883706	HT 740FS	A
6883043	HT 750CRD	A	6883722	HT 740D	A
6883073	HT 740D	A	6883793	HT 740D	A
6883075	HT 740D	A	6883806	HT 740D	A
6883077	HT 750DRD	A	6883807	HT 750CRD	A
6883095	HT 740D	A	6883822	HT 750DRD	A
6883122	HT 750CRD	A	6883859	HT 750DRD	A
6883124	HT 750DRD	A	6883869	HT 740D	A
6883154	HT 750DRD	A	6883870	HT 740D	A
6883170	HT 750DRD	A	6883890	HT 740D	A
6883188	HT 750DRD	A	6883895	HT 740D	A
6883191	HT 740D	A	6883897	HT 740D	A
6883222	HT 740D	A	6883907	HT 750CRD	A
6883231	HT 740D	A	6883911	HT 750CRD	A
6883232	HT 740D	A	6883912	HT 740D	A
6883233	HT 740D	A	6883913	HT 750DRD	A
6883234	HT 740D	A	6883933	HT 740D	A
6883235	HT 740D	A	6883934	HT 750CRD	A
6883237	HT 740D	A	6883952	HT 750CRD	A
6883240	HT 740FS	A	6883953	HT 750DRD	A
6883243	HT 740FS	A	6883972	HT 750CRD	A
6883244	HT 740FS	A	6883973	HT 750CRD	A
6883245	HT 740FS	A	6883975	HT 750CRD	A
6883246	HT 740FS	A	6883976	HT 740FS	A
6883260	HT 750DRD	A	6883994	HT 740D	A
6883302	HT 740D	A	6884007	HT 750DRD	A
6883315	HT 740D	A	6884077	HT 740D	A
6883316	HT 750CRD	A	6884091	HT 750CRD	A

CONTINUED ON NEXT PAGE

* A/N* - ASSEMBLY NUMBER - FOUND ON YOUR TRANSMISSION NAMEPLATE

THIRD CLUTCH, CENTER SUPPORT AND SECOND CLUTCH SECTION

TO FIND DETAIL PARTS FOR YOUR ALLISON AUTOMATIC TRANSMISSION, TURN TO
THE GROUP LISTED OPPOSITE THE ASSEMBLY PART NUMBER OF YOUR TRANSMISSION

A/N*	MODEL	GROUP	A/N*	MODEL	GROUP
6884119	HT 750CRD	A	6884539	HT 740D	A
6884123	HT 750CRD	A	6884540	HT 740D	A
6884124	HT 750CRD	A	6884541	HT 750CRD	A
6884125	HT 750CRD	A	6884542	HT 750CRD	A
6884194	HT 750CRD	A	6884543	HT 750CRD	A
6884195	HT 750CRD	A	6884544	HT 750CRD	A
6884257	HT 750DRD	A	6884545	HT 750CRD	A
6884267	HT 750CRD	A	6884546	HT 750CRD	A
6884268	HT 740D	A	6884547	HT 750CRD	A
6884288	HT 750DRD	A	6884548	HT 750CRD	A
6884449	HT 740D	A	6884549	HT 750CRD	A
6884452	HT 750CRD	A	6884550	HT 750CRD	A
6884453	HT 750CRD	A	6884551	HT 750CRD	A
6884454	HT 750D0RD	A	6884552	HT 750CRD	A
6884456	HT 740D	A	6884553	HT 750DRD	A
6884458	HT 740D	A	6884554	HT 750DRD	A
6884459	HT 750DRD	A	6884555	HT 750DRD	A
6884460	HT 750DRD	A	6884556	HT 750DRD	A
6884475	HT 740D	A	6884557	HT 750DRD	A
6884476	HT 750CRD	A	6884558	HT 750DRD	A
6884477	HT 750DRD	A	6884559	HT 750DRD	A
6884484	HT 750DRD	A	6884560	HT 750DRD	A
6884509	HT 750DRD	A	6884561	HT 750DRD	A
6884510	HT 750DRD	A	6884562	HT 750DRD	A
6884511	HT 750CRD	A	6884563	HT 750DRD	A
6884512	HT 750CRD	A	6884564	HT 750DRD	A
6884513	HT 740D	A	6884565	HT 750DRD	A
6884514	HT 740D	A	6884566	HT 750DRD	A
6884515	HT 740D	A	6884567	HT 750DRD	A
6884516	HT 740D	A	6884568	HT 750DRD	A
6884517	HT 740D	A	6884569	HT 750DRD	A
6884518	HT 740D	A	6884571	HT 750DRD	A
6884519	HT 740D	A	6884572	HT 750DRD	A
6884520	HT 740D	A	6884573	HT 750DRD	A
68845201	HT 740D	A	6884574	HT 750DRD	A
6884522	HT 740D	A	6884575	HT 750DRD	A
6084523	HT 740D	A	6884591	HT 750CRD	A
6884524	HT 740D	A	6884685	HT 740D	A
6884525	HT 740D	A	6884686	HT 750DRD	A
6884526	HT 740D	A	6884687	HT 750CRD	A
6884527	HT 740D	A	6884695	HT 750DRD	A
6884528	HT 740D	A	6884696	HT 740D	A
6884529	HT 740D	A	6884697	HT 750CRD	A
6884530	HT 740D	A	6884698	HT 740D	A
6884533	HT 740FS	A	6884699	HT 740D	A
6884534	HT 740FS	A	6884726	HT 750DRD	A
6884535	HT 740D	A	6884729	HT 740D	A
6884536	HT 740D	A	6884796	HT 750DRD	A
6884537	HT 740D	A	6885200	HT 750DRD	A
6884538	HT 740D	A	6885201	HT 750CRD	A

CONTINUED ON NEXT PAGE

* A/N* - ASSEMBLY NUMBER - FOUND ON YOUR TRANSMISSION NAMEPLATE

THIRD CLUTCH, CENTER SUPPORT AND SECOND CLUTCH SECTION

TO FIND DETAIL PARTS FOR YOUR ALLISON AUTOMATIC TRANSMISSION, TURN TO
THE GROUP LISTED OPPOSITE THE ASSEMBLY PART NUMBER OF YOUR TRANSMISSION

A/N*	MODEL	GROUP	A/N*	MODEL	GROUP
6885208	HT 740D	A	6885338	HT 750DRD	A
6885209	HT 750DRD	A	6885344	HT 750CRD	A
6885214	HT 750DRD	A	6885345	HT 740D	A
6885237	HT 750DRD	A	6885356	HT 740D	A
6885238	HT 750DRD	A	6885363	HT 740D	A
6885240	HT 750DRD	A	6885367	HT 740D	A
6885241	HT 740D	A	6885368	HT 740D	A
6885242	HT 740D	A	6885369	HT 750DRD	A
6885243	HT 740FS	A	6885371	HT 740D	A
6885248	HT 750CRD	A	6885372	HT 754CRD	A
6885249	HT 750DRD	A	6885373	HT 740D	A
6885260	HT 750DRD	A	6885376	HT 750DRD	A
6885261	HT 740D	A	6885377	HT 750DRD	A
6885262	HT 740D	A	6885379	HT 750DRD	A
6885263	HT 750DRD	A	6885380	HT 750DRD	A
6885264	HT 750DRD	A	6885381	HT 750DRD	A
6885265	HT 750CRD	A	6885382	HT 750DRD	A
6885266	HT 750CRD	A	6885383	HT 750DRD	A
6885270	HT 750DRD	A	6885384	HT 740D	A
6885273	HT 754CRD	A	6885385	HT 740D	A
6885274	HT 750DRD	A	6885386	HT 740D	A
6885275	HT 740D	A	6885398	HT 750DRD	A
6885276	HT 750CRD	A	6885399	HT 740D	A
6885277	HT 740D	A	6885409	HT 750DRD	A
6885278	HT 740D	A	6885416	HT 750CRD	A
6885279	HT 750CRD	A	6885417	HT 740D	A
6885285	HT 740D	A	6885424	HT 750DRD	A
6885286	HT 740D	A	6885425	HT 750DRD	A
6885287	HT 740D	A	6885426	HT 754CRD	A
6885288	HT 740D	A	6885459	HT 754CRD	A
6885289	HT 740D	A	6885464	HT 750CRD	A
6885295	HT 750DRD	A	6885491	HT 740D	A
6885296	HT 750CRD	A	6885493	HT 750CRD	A
6885297	HT 750CRD	A	6885511	HT 750CRD	A
6885298	HT 740D	A	6885512	HT 740D	A
6885299	HT 740D	A	6885513	HT 740D	A
6885300	HT 740D	A	6885514	HT 740D	A
6885301	HT 740D	A	6885516	HT 754CRD	A
6885312	HT 750CRD	A	6885517	HT 754CRD	A
6885313	HT 750DRD	A	6885524	HT 740D	A
6885322	HT 740D	A	6885532	HT 740D	A
6885323	HT 750CRD	A	6885537	HT 740D	A
6885324	HT 750DRD	A	6885542	HT 754CRD	A
6885326	HT 740D	A	6885543	HT 740D	A
6885329	HT 740D	A	6885544	HT 740D	A
6885333	HT 740FS	A	6885545	HT 740D	A
6885334	HT 750DRD	A	6885551	HT 740D	A
6885335	HT 750DRD	A	6885552	HT 740D	A
6885336	HT 750DRD	A	6885553	HT 740D	A
6885337	HT 750DRD	A	6885554	HT 740D	A

CONTINUED ON NEXT PAGE

* A/N* - ASSEMBLY NUMBER - FOUND ON YOUR TRANSMISSION NAMEPLATE

THIRD CLUTCH, CENTER SUPPORT AND SECOND CLUTCH SECTION

TO FIND DETAIL PARTS FOR YOUR ALLISON AUTOMATIC TRANSMISSION, TURN TO
THE GROUP LISTED OPPOSITE THE ASSEMBLY PART NUMBER OF YOUR TRANSMISSION

A/N*	MODEL	GROUP	A/N*	MODEL	GROUP
6885555	HT 740D	A	6885613	HT 750DRD	A
6885556	HT 740D	A	6885614	HT 750DRD	A
6885557	HT 740D	A	6885615	HT 750DRD	A
6885558	HT 740D	A	6885616	HT 740D	A
6885559	HT 740FS	A	6885617	HT 740D	A
6885560	HT 750DRD	A	6885648	HT 750DRD	A
6885561	HT 750DRD	A	6885649	HT 740D	A
6885562	HT 750DRD	A	6885650	HT 754CRD	A
6885563	HT 754CRD	A	6885652	HT 750DRD	A
6885564	HT 754CRD	A	6885681	HT 740D	A
6885565	HT 740D	A	6885682	HT 750CRD	A
6885566	HT 740D	A	23010727	HT 740D	A
6885573	HT 750CRD	A	23010728	HT 750DRD	A
6885576	HT 740D	A	23010777	HT 750CRD	A
6885577	HT 740D	A	23010781	HT 750DRD	A
6885578	HT 740D	A	23010783	HT 750CRD	A
6885579	HT 740D	A	23010786	HT 750CRD	A
6885580	HT 740D	A	23010788	HT 740D	A
6885581	HT 740FS	A	23010789	HT 750DRD	A
6885582	HT 740D	A	23010790	HT 750CRD	A
6885583	HT 740D	A	23010791	HT 740D	A
6885584	HT 740D	A	23010798	HT 750CRD	A
6885585	HT 740D	A	23010801	HT 740D	A
6885586	HT 740D	A	23010802	HT 750DRD	A
6885587	HT 740D	A	23010803	HT 750DRD DB	A
6885588	HT 740D	A	23010813	HT 740D	A
6885589	HT 740D	A	23010832	HT 750DRD DB	A
6885590	HT 754CRD	A	23010833	HT 750DRD DB	A
6885591	HT 754CRD	A	23010835	HT 740D	A
6885592	HT 754CRD	A	23010837	HT 754CRD	A
6885593	HT 754CRD	A	23010842	HT 750DRD DB	A
6885594	HT 754CRD	A	23010844	HT 740D	A
6885595	HT 754CRD	A	23010845	HT 740D	A
6885596	HT 754CRD	A	23010846	HT 750DRD	A
6885597	HT 750DRD	A	23010863	HT 740D	A
6885598	HT 750DRD	A	23010864	HT 754CRD	A
6885599	HT 750DRD	A	23010865	HT 750DRD DB	A
6885600	HT 750DRD	A	23010867	HT 750CRD	A
6885601	HT 750DRD	A	23010870	HT 750DRD	A
6885602	HT 750DRD	A	23010873	HT 740D	A
6885603	HT 750DRD	A	23010874	HT 740FS	A
6885604	HT 750DRD	A	23010875	HT 740D	A
6885605	HT 750DRD	A	23010876	HT 740D	A
6885606	HT 750DRD	A	23010877	HT 754CRD	A
6885607	HT 750DRD	A	23010878	HT 754CRD	A
6885608	HT 750DRD	A	23010879	HT 750CRD	A
6885609	HT 750DRD	A	23010880	HT 750DRD	A
6885610	HT 750DRD	A	23010881	HT 740D	A
6885611	HT 750DRD	A	23010882	HT 740D	A
6885612	HT 750DRD	A	23010883	HT 754CRD	A

CONTINUED ON NEXT PAGE

* A/N* - ASSEMBLY NUMBER - FOUND ON YOUR TRANSMISSION NAMEPLATE

THIRD CLUTCH, CENTER SUPPORT AND SECOND CLUTCH SECTION

TO FIND DETAIL PARTS FOR YOUR ALLISON AUTOMATIC TRANSMISSION, TURN TO
THE GROUP LISTED OPPOSITE THE ASSEMBLY PART NUMBER OF YOUR TRANSMISSION

A/N*	MODEL	GROUP	A/N*	MODEL	GROUP
23010884	HT 754CRD	A	23011407	HT 740D	A
23010885	HT 750DRD	A	23011412	HT 750DRD	A
23010886	HT 750DRD	A	23011413	HT 740D	A
23010887	HT 754CRD	A	23011427	HT 750DRD	A
23010888	HT 750DRD	A	23011428	HT 750DRD	A
23010889	HT 754CRD	A	23011430	HT 754CRD	A
23010891	HT 740D	A	23011432	HT 754CRD	A
23010892	HT 740D	A	23011434	HT 750CRD	A
23010898	HT 750DRD	A	23011435	HT 750DRD	A
23010899	HT 750DRD	A	23011438	HT 750DRD	A
23010901	HT 740D	A	23011447	HT 750DRD	A
23010902	HT 740D	A	23011459	HT 754CRD	A
23010905	HT 750DRD	A	23011469	HT 740D	A
23010906	HT 750DRD	A	23011495	HT 740D	A
23010918	HT 740D	A	23011506	HT 754CRD	A
23010919	HT 740D	A	23011508	HT 754CRD	A
23010920	HT 740D	A	23011509	HT 750DRD	A
23010921	HT 750CRD	A	23011510	HT 750DRD	A
23010922	HT 754CRD	A	23011519	HT 740D	A
23010923	HT 750DRD	A	23011532	HT 754CRD	A
23010935	HT 750DRD	A	23011544	HT 740D	A
23010936	HT 740D	A	23011556	HT 740D	A
23010937	HT 754CRD	A	23011557	HT 740D	A
23010938	HT 754CRD	A	23011566	HT 750DRD	A
23010939	HT 754CRD	A	23011567	HT 750DRD DB	A
23010940	HT 754CRD	A	23011569	HT 754CRD	A
23010958	HT 750DRD	A	23011573	HT 754CRD	A
23010963	HT 740D	A	23011587	HT 754CRD	A
23010965	HT 750DRD	A	23011588	HT 750DRD	A
23010966	HT 750DRD	A	23011589	HT 750DRD	A
23010967	HT 750DRD	A	23011591	HT 740D	A
23010968	HT 750DRD	A	23011592	HT 754CRD	A
23010969	HT 740D	A	23011850	HT 750DRD	A
23010975	HT 740D	A	23011852	HT 740D	A
23010976	HT 750DRD	A	23012022	HT 750DRD DB	A
23010977	HT 750DRD	A	23012050	HT 750DRD DB	A
23010989	HT 740D	A	23012053	HT 740D	A
23011306	HT 750DRD	A	23012069	HT 754CRD	A
23011309	HT 750DRD	A	23012087	HT 754CRD	A
23011334	HT 754CRD	A	23012088	HT 740D	A
23011335	HT 750DRD	A	23012095	HT 750DRD	A
23011338	HT 740D	A	23012096	HT 750DRD DB	A
23011341	HT 750DRD	A	23012097	HT 750DRD DB	A
23011343	HT 740D	A	23012098	HT 750DRD DB	A
23011349	HT 740D	A	23012099	HT 750DRD OB	A
23011389	HT 754CRD	A	23012110	HT 750CRD	A
23011391	HT 740D	A	23012114	HT 740D	A
23011394	HT 754DRD	A	23012135	HT 740D	A
23011396	HT 750DRD	A	23012139	HT 750DRD	A
23011405	HT 750DRD	A	23012140	HT 740D	A

CONTINUED ON NEXT PAGE

* A/N* - ASSEMBLY NUMBER - FOUND ON YOUR TRANSMISSION NAMEPLATE

THIRD CLUTCH, CENTER SUPPORT AND SECOND CLUTCH SECTION

TO FIND DETAIL PARTS FOR YOUR ALLISON AUTOMATIC TRANSMISSION, TURN TO
THE GROUP LISTED OPPOSITE THE ASSEMBLY PART NUMBER OF YOUR TRANSMISSION

A/N*	MODEL	GROUP	A/N*	MODEL	GROUP
23012141	HT 754CRD	A	23012756	HT 740D	A
23012171	HT 754CRD	A	23012757	HT 754CRD	A
23012172	HT 754CRD	A	23012767	HT 740D	A
23012193	HT 754CRD	A	23012768	HT 754CRD	A
23012200	HT 754CRD	A	23012770	HT 740D	A
23012214	HT 740D	A	23014331	HT 740D	A
23012215	HT 740D	A	23014332	HT 747D	A
23012220	HT 754CRD	A	23014333	HT 750DRD	A
23012246	HT 750DRD	A	23014334	HT 754CRD	A
23012256	HT 750DRD DB	A	23014344	HT 750DRD	A
23012259	HT 750DRD	A	23014345	HT 754CRD	A
23012315	HT 754CRD	A	23014424	HT 750DRD DB	A
23012316	HT 754CRD	A	23014435	HT 740D	A
23012321	HT 740D	A	23014436	HT 754CRD	A
23012322	HT 740D	A	23014445	HT 750DRD	A
23012326	HT 747D	A	23014463	HT 750DRD	A
23012327	HT 740D	A	23014475	HT 754CRD	A
23012363	HT 750DRD	A	23014476	HT 754CRD	A
23012364	HT 750DRD	A	23014477	HT 740D	A
23012381	HT 754CRD	A	23014478	HT 740D	A
23012419	HT 740D	A	23014492	HT 754CRD	A
23012420	HT 740D	A	23014498	HT 740D	A
23012421	HT 750DRD	A	23014499	HT 750DRD	A
23012422	HT 740D	A	23014500	HT 754CRD	A
23012427	HT 750DRD	A	23014502	HT 750DRD	A
23012436	HT 740D	A	23014505	HT 750DRD	A
23012449	HT 740D	A	23014508	HT 750DRD	A
23012450	HT 750CRD	A	23014526	HT 750DRD	A
23012471	HT 747D	A	23014529	HT 740D	A
23012474	HT 740D	A	23014530	HT 750DRD	A
23012475	HT 747D	A	23014539	HT 740D	A
23012476	HT 740D	A	23014541	HT 750DRD	A
23012503	HT 754CRD	A	23014545	HT 754CRD	A
23012504	HT 750DRD	A	23014553	HT 740D	A
23012505	HT 740D	A	23014555	HT 740D	A
23012589	HT 750DRD	A	23014587	HT 754CRD	A
23012590	HT 750DRD	A	23014588	HT 754CRD	A
23012591	HT 740D	A	23014643	HT 754CRD	A
23012594	HT 740D	A	23014645	HT 740D	A
23012595	HT 750DRD DB	A	23014654	HT 750DRD	A
23012649	HT 740D	A	23014658	HT 740D	A
23012684	HT 750DRD	A	23014661	HT 750DRD	A
23012690	HT 754CRD	A	23014670	HT 750DRD	A
23012691	HT 740D	A	23014684	HT 754CRD	A
23012698	HT 750DRD	A	23014691	HT 754CRD	A
23012699	HT 750DRD	A	23014700	HT 754CRD	A
23012700	HT 750DRD	A	23014913	HT 750DRD	A
23012703	HT 740D	A	23014929	HT 750DRD	A
23012704	HT 740D	A	23014937	HT 747D	A
23012745	HT 750DRD	A	23014941	HT 747D	A

CONTINUED ON NEXT PAGE

* A/N* - ASSEMBLY NUMBER - FOUND ON YOUR TRANSMISSION NAMEPLATE

THIRD CLUTCH, CENTER SUPPORT AND SECOND CLUTCH SECTION

TO FIND DETAIL PARTS FOR YOUR ALLISON AUTOMATIC TRANSMISSION, TURN TO
THE GROUP LISTED OPPOSITE THE ASSEMBLY PART NUMBER OF YOUR TRANSMISSION

A/N*	MODEL	GROUP	A/N*	MODEL	GROUP
23014964	HT 747D	A	23019204	HT 740D	A
23014983	HT 754CRD	A	23019252	HT 740D	A
23014990	HT 754CRD	A	23019255	HT 740D	A
23015009	HT 754CRD	A	23019256	HT 740D	A
23015010	HT 750CRD	A	23019257	HT 740D	A
23015028	HT 754CRD	A	23019258	H1 740D	A
23015032	HT 750DRD	A	23019259	HT 740D	A
23015058	HT 747D	A	23019260	HT 740D	A
23015066	HT 754CRD	A	23019261	HT 740D	A
23015074	HT 747D	A	23019262	HT 740D	A
23015104	HT 747D	A	23019263	HT 740D	A
23015137	HT 750DRD	A	23019264	HT 740D	A
23015142	HT 740D	A	23019265	HT 740D	A
23015152	HT 740D	A	23019266	HT 740D	A
23015153	HT 750DRD	A	23019267	HT 740D	A
23015177	HT 747D	A	23019268	HT 740D	A
23015199	HT 750DRD DB	A	23019269	HT 740D	A
23015206	HT 750DRD	A	23019270	HT 740D	A
23015214	HT 740D	A	23019271	HT 740D	A
23015215	IT 750DRD	A	23019272	HT 740D	A
23015216	HT 754CRD	A	23019273	HT 740D	A
23015222	HT 754CRD	A	23019274	HT 740D	A
23015248	HT 750DRD	A	23019275	HT 740D	A
23015251	HT 750DRD	A	23019276	HT 740D	A
23019050	HT 740D	A	23019277	HT 740FS	A
23019052	HT 747D	A	23019278	HT 740D	A
23019057	HT 754CRD	A	23019279	HT 740D	A
23019099	HT 750DRD	A	23019313	HT 740FS	A
23019100	HT 750DRD	A	23019314	HT 740D	A
23019101	HT 754CRD	A	23019330	HT 750DRD	A
23019107	HT 750DRD	A	23019338	H1 750DRD	A
23019149	HT 750DRD	A	23019344	HT 747D	A
23019168	HT 750DRD	A	23019350	HT 747D	A
23019174	HT 740D	A	23019605	HT 740D	A
23019175	HT 740D	A	23019646	HT 754CRD	A
23019176	HT 740D	A	23019647	HT 740D	A
23019177	HT 740D	A	23019658	HT 740D	A
23019178	HT 740D	A	23019696	HT 754CRD	A
23019179	HT 740D	A	23019697	HT 754CRD	A
23019180	HT 740D	A	23019698	HT 754CRD	A
23019181	HT 747D	A	23019760	HT 740D	A
23019182	HT 747D	A	23019761	HT 740D	A
23019183	HT 747D	A	23019762	HT 740D	A
23019184	HT 747D	A	23019803	HT 740D	A
23019185	HT 747D	A	23019811	HT 750DRD	A
23019186	HT 740D	A	23019812	HT 750DRD	A
23019187	HT 747D	A	23019823	HT 740D	A
23019199	HT 740D	A	23019824	HT 740D	A
23019202	HT 754CRD	A	23019825	HT 747D	A
23019203	HT 750DRD	A	23019842	HT 747D	A

CONTINUED ON NEXT PAGE

* A/N* - ASSEMBLY NUMBER - FOUND ON YOUR TRANSMISSION NAMEPLATE

THIRD CLUTCH, CENTER SUPPORT AND SECOND CLUTCH SECTION

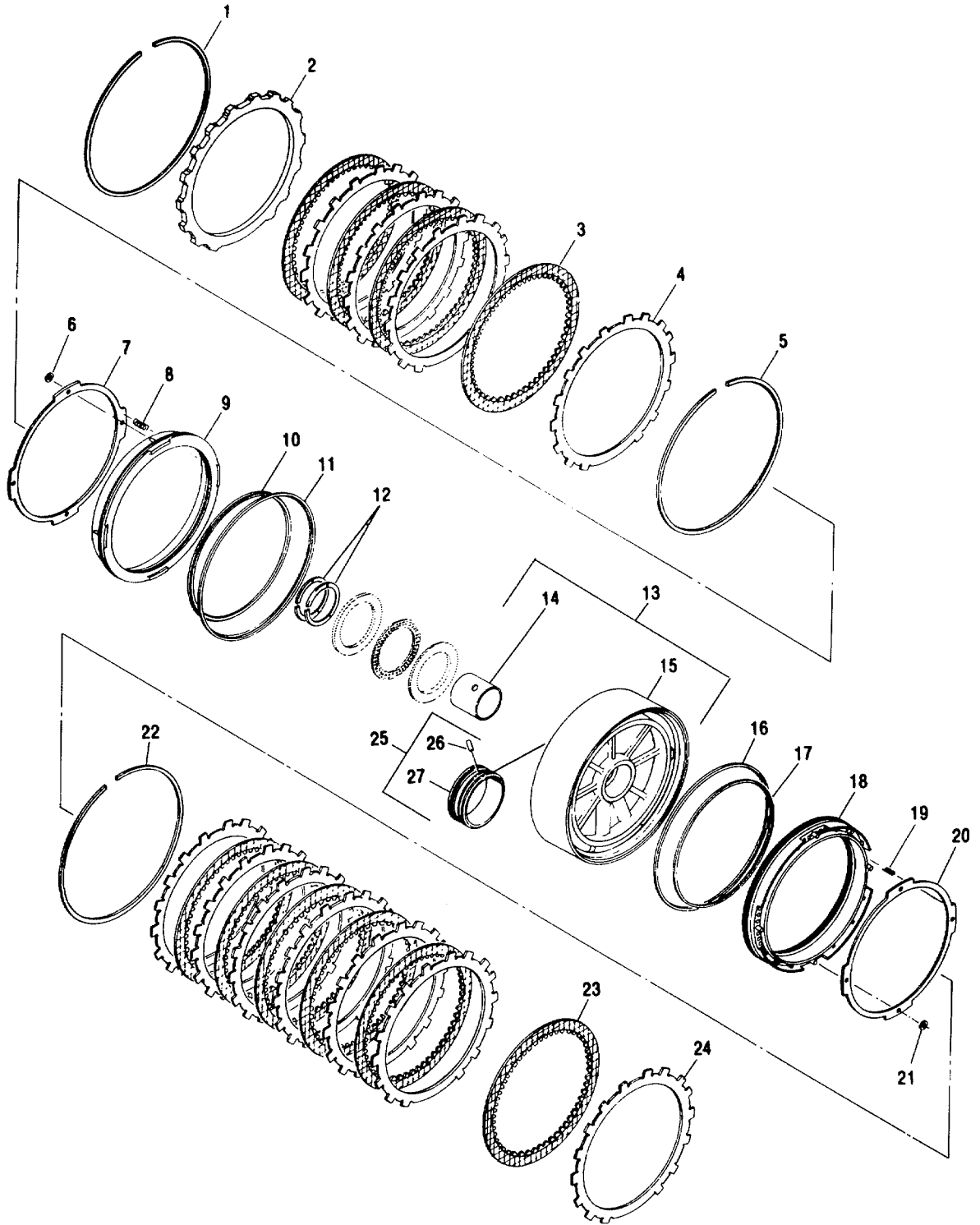
TO FIND DETAIL PARTS FOR YOUR ALLISON AUTOMATIC TRANSMISSION, TURN TO
THE GROUP LISTED OPPOSITE THE ASSEMBLY PART NUMBER OF YOUR TRANSMISSION

A/N*	MODEL	GROUP	A/N*	MODEL	GROUP
23019843	HT 747D	A	23040673	HT 740D	A
23019849	HT 754CRD	A	23040682	HT 754CRD	A
23019928	HT 754CRD	A	23040701	HT 754CRD	A
23019947	HT 754CRD	A	23040718	HT 750DRD	A
23019948	HT 754CRD	A	23040721	HT 747D	A
23019949	HT 740D	A	23040722	HT 747D	A
23019989	HT 747D	A	23040727	HT 754CRD	A
23019990	HT 747D	A	23040755	HT 754CRD	A
23040190	HT 750DRD	A	23040756	HT 754CRD	A
23040209	HT 747D	A	23040767	HT 754CRD	A
23040217	HT 750DRD DB	A	23040791	HT 740D	A
23040241	HT 740D	A	23040792	HT 747D	A
23040285	HT 740D	A	23040797	HT 747D	A
23040292	HT 754CRD	A	23040798	HT 747D	A
23040420	HT 740D	A	23040804	HT 740D	A
23040430	HT 747D	A	23040805	HT 740D	A
23040433	HT 740D	A	23040821	HT 750DRD	A
23040436	HT 754CRD	A	23040822	HT 740D	A
23040440	HT 754CRD	A	23040823	H1 740D	A
23040452	HT 740D	A	23040836	HT 750DRD	A
23040480	HT 754CRD	A	23040840	HT 740D	A
23040550	HT 750DRD	A	23040899	HT 740D	A
23040634	HT 750DRD	A	23040900	HT 740D	A
23040635	HT 740D	A	23040901	HT 740D	A
23040636	HT 740D	A	23040902	HT 740D	A
23040638	HT 740D	A	23040928	HT 754CRD	A
23040652	HT 740D	A	23040931	HT 740D	A
23040659	HT 750DRD	A	23040978	HT 750DRD	A
23040665	HT 750DRD	A	23041021	HT 740D	A
23040672	HT 750CRD	A	23041024	HT 750DRD	A

* A/N* - ASSEMBLY NUMBER - FOUND ON YOUR TRANSMISSION NAMEPLATE

ALLISON AUTOMATIC TRANSMISSION HT 700 SERIES PARTS CATALOG

NOTES



15967B

FIG. 11 THIRD CLUTCH, CENTER SUPPORT AND SECOND CLUTCH

GROUP A

THIRD CLUTCH, CENTER SUPPORT AND SECOND CLUTCH, FIGURE 11

REF NO	NOMENCLATURE	PART NO	REQ	RECOMMENDED SPARES FOR UNITS		
				1-25	26-50	51-200
1	RING, SNAP, INTERNAL, .155 - .157 THK. COLOR CODED WHTTE	6882794	1	3	6	15
2	PLATE, BACKING, THIRD CLUTCH	6834319	1	2	4	12
3	PLATE, THIRD CLUTCH, INTERNAL SPLINED. DO NOT MIX OLD PLATE 6835748 OR 23010439 WITH NEW PLATE 6834487 WITHN THE SAME CLUTCH PACKAGE.	6834487	4	12	24	72
4	PLATE, THIRD CLUTCH, EXTERNAL TANGED, SELECTIVE, .0993-. 1063 THK	6834488	AR	8	16	48
4	PLATE, THIRD CLUTCH, EXTERNAL TANGED, SELECTIVE, .1161 - .1231 THK.	6834720	AR	8	16	48
5	RING, SNAP, INTERNAL, .155 - .157 THK., COLOR CODE WHTTE	6882794	AR	1	2	8
5	RING, SNAP, INTERNAL, .148 - .150 THK., COLOR CODE BLUE	6882795	AR	1	2	8
5	RING, SNAP, INTERNAL, .152 - .154 THK., COLOR CODE YELLOW	6882796	AR	1	2	8
5	RING, SNAP, INTERNAL, .158 - .160 THK., COLOR CODE RED	6882797	AR	1	2	8
6	NUT, PUSH-ON	3909063	4	8	16	48
7	RING, SPRING RETAINER.....	6836419	1	3	6	15
8	SPRING, THIRD CLUTCH PISTON RELEASE	6831656	20	40	80	320
9	PISTON, THIRD CLUTCH	6836418	1	2	4	8
10	RING, SEAL, INTERNAL LIP TYPE.....	23011453	1	3	6	15
11	RING, SEAL, EXTERNAL LIP TYPE.....	23011454	1	3	6	15
12	KIT, SEAL RING, BUTT JOINT, CONSISTS OF..... 2-23013932 SEAL RINGS	23014441	1	3	6	8
13	SUPPORT HOUSING ASSY, CENTER, PRIOR TO S/N 1735 EXCEPT 1701-1707 WHEN REPLACING 6836183 CENTER SUPPORT HOUSING ASSY WITH 6880079 CENTER SUPPORT HOUSING ASSY ALSO ORDER 6880078 BOLT AND 6880077 WASHER	6880079	1	1	2	3
14	BUSHTNG, CENTER SUPPORT HOUSING	6883005	1	1	2	3
15	SUPPORT, CENTER HOUSING	6836182 *	1			
16	RING, SEAL, EXTERNAL LIP TYPE.....	23011454	1	3	6	15
17	RING, SEAL, INTERNAL LIP TYPE.....	23011453	1	3	6	15
18	PISTON, SECOND CLUTCH	6836418	1	2	4	8
19	SPRING, SECOND CLUTCH PISTON RELEASE	6831656	20	40	80	320
20	RING, SPRING RETAINER	6836419	1	3	6	15
21	NUT, PUSH-ON	3909063	4	8	16	48
22	RING, SNAP, INTERNAL, .155 - .157 THK. COLOR CODED WHTTE	6882794	1	3	6	15
23	PLATE, SECOND CLUTCH, INTERNAL SPLINED. DO NOT	6834487	6	18	36	108
	MIX OLD PLATE 6835748 OR 23010439 WITH NEW PLATE 6834487 WITHN THE SAME CLUTCH PACKAGE					
24	PLATE, SECOND CLUTCH, EXTERNAL TANGED, SELECTIVE, .0993 - .1063 THK	6834488	AR	15	30	90
24	PLATE, SECOND CLUTCH, EXTERNAL TANGED, SELECTIVE, .1161 - .1231 THK.	6834720	AR	15	30	90
25	KIT, SLEEVE, CENTER SUPPORT, CONSISTS OF	23011446	1	1	1	2
	274884 PIN, 23011621 SLEEVE AND INSTRUCTION SHEET 23011445.					
26	PIN	274889	1	2	4	6
27	SLEEVE	23011621 *	1			

GROUP B

THIRD CLUTCH, CENTER SUPPORT AND SECOND CLUTCH, FIGURE II
SAME AS GROUP A, EXCEPT FOR PARTS LISTED BELOW

3	PLATE, THIRD CLUTCH, INTERNAL SPLINED	23010436	4	12	24	72
23	PLATE, SECOND CLUTCH, INTERNAL SPLINED	23010436	6	18	36	108

* SERVICED AS AN ASSY - NOT AS A DETAIL PART

ALLISON AUTOMATIC TRANSMISSION HT 700 SERIES PARTS CATALOG

NOTES

GEAR UNIT AND MAIN SHAFT SECTION

TO FIND DETAIL PARTS FOR YOUR ALLISON AUTOMATIC TRANSMISSION, TURN TO
THE GROUP LISTED OPPOSITE THE ASSEMBLY PART NUMBER OF YOUR TRANSMISSION

A/N*	MODEL	GROUP	A/N*	MODEL	GROUP
6835534	HT 740D	A	6880083	HT 750DRD	B
6838065	HT 740D	A	6880106	HT 740D	A
6838066	HT 740D	A	6880107	HT 740D	A
6838067	HT 740D	A	6880182	HT 750CRD	C
6838075	HT 740D	A	6880243	HT 750DRD	B
6838280	HT 750DRD	B	6880248	HT 750CRD	C
6838282	HT 750CRD	C	6880275	HT 750CRD	C
6838355	HT 750DRD	B	6880284	HT 750DRD	B
6838517	HT 740D	A	6880285	HT 750DRD	B
6838571	HT 740D	A	6880363	HT 750DRD	B
6838683	HT 740D	A	6880364	HT 750DRD	B
6838697	HT 740D	A	6880367	HT 740D	A
6839073	HT 750CRD	C	6880393	HT 750DRD	B
6839074	HT 750CRD	C	6880396	HT 750CRD	C
6839246	HT 750CRD	C	6880408	HT 740D	A
6839411	HT 750CRD	C	6880409	HT 740D	A
6839412	HT 740D	A	6880411	HT 750DRD	B
6839439	HT 740D	A	6880435	HT 740D	A
6839440	HT 740D	A	6880447	HT 750CRD	C
6839441	HT 750CRD	C	6880475	HT 750DRD	B
6839474	HT 750DRD	B	6880485	HT 750CRD	C
6839475	HT 750DRD	B	6880587	HT 740D	A
6839498	HT 750CRD	C	6880688	HT 750CRD	C
6839500	HT 750DRD	B	6880712	HT 750CRD	C
6839518	HT 750CRD	C	6880722	HT 750CRD	C
6839519	HT 740D	A	6880723	HT 740D	A
6839520	HT 740D	A	6880738	HT 750CRD	C
6839568	HT 740D	A	6880739	HT 750CRD	C
6839590	HT 750CRD	C	6880740	HT 750CRD	C
6839596	HT 750DRD	B	6880748	HT 750DRD	B
6839623	HT 750DRD	B	6880803	HT 750DRD	B
6839668	HT 750DRD	B	6880825	HT 740D	A
6839669	HT 750DRD	B	6880865	HT 740D	A
6839670	HT 750DRD	B	6880871	HT 750CRD	C
6839674	HT 740D	A	6880910	HT 750CRD	C
6839750	HT 750CRD	C	6880919	HT 750CRD	C
6839823	HT 750CRD	C	6880920	HT 750DRD	B
6839824	HT 740D	A	6880930	HT 750DRD	B
6839906	HT 740D	A	6880968	HT 750DRD	B
6839922	HT 750DRD	B	6880969	HT 750CRD	C
6839923	HT 750DRD	B	6880970	HT 740D	A
6839924	HT 750DRD	B	6881023	HT 740D	A
6839932	HT 750CRD	C	6881054	HT 740D	A
6839933	HT 750DRD	B	6881055	FIT 740D	A
6839993	HT 740D	A	6881059	HT 740D	A
6880041	HT 750CRD	C	6881120	HT 750CRD	C
6880042	HT 750DRD	B	6881140	HT 740D	A
6880046	HT 740D	A	688115i	HT 750CRD	C
6880047	HT 750CRD	C	6881156	HT 750DRD	B
6880081	HT 750CRD	C	6881166	HT 740D	A

CONTINUED ON NEXT PAGE

* A/N* - ASSEMBLY NUMBER - FOUND ON YOUR TRANSMISSION NAMEPLATE

GEAR UNIT AND MAIN SHAFT SECTION

TO FIND DETAIL PARTS FOR YOUR ALLISON AUTOMATIC TRANSMISSION, TURN TO
THE GROUP LISTED OPPOSITE THE ASSEMBLY PART NUMBER OF YOUR TRANSMISSION

A/N*	MODEL	GROUP	A/N*	MODEL	GROUP
6881167	HT 750CRD	C	6881312	HT 750DRD	B
6881168	HT 750CRD	C	6881313	HT 750DRD	B
6881169	HT 750CRD	C	6881314	HT 750DRD	B
6881191	HT 740D	A	6881315	HT 750DRD	B
6881192	HT 750DRD	B	6881316	HT 750DRD	B
6881193	HT 740D	A	6881317	HT 750DRD	B
6881194	HT 740D	A	6881318	HT 750DRD	B
6881195	HT 740D	A	6881319	HT 750DRD	B
6881196	HT 740D	A	6881320	HT 750DRD	B
6881197	HT 750CRD	C	6881321	HT 750DRD	B
6881198	HT 740D	A	6881322	HT 740D	A
6881199	HT 740D	A	** 6881322B	HT 740D	A
6881200	HT 740D	A	6881323	HT 740D	A
6881201	HT 740D	A	** 6881323B	HT 740D	A
6881202	HT 750CRD	C	6881324	HT 740D	A
6881203	HT 750CRD	C	** 6881324B	HT 740D	A
6881204	HT 750CRD	C	6881325	HT 740D	A
6881205	HT 750CRD	C	** 6881325B	HT 740D	A
6881213	HT 740D	A	6881326	HT 740D	A
6881263	HT 740D	A	6881327	HT 740D	A
6881266	HT 740D	A	6881328	HT 740D	A
6881267	HT 750DRD	B	6881329	HT 740D	A
6881268	HT 750DRD	B	6881330	HT 740D	A
6881288	HT 740D	A	6881331	HT 740D	A
6881289	HT 740D	A	6881332	HT 740D	A
6881292	HT 750CRD	C	6881333	HT 740D	A
** 68812928	HT 750CRD	C	6881334	HT 740D	A
6881293	HT 750CRD	C	6881335	HT 740D	A
6881294	HT 750CRD	C	** 6881335B	HT 740D	A
6881295	HT 750CRD	C	6881336	HT 740D	A
** 68812958	HT 750CRD	C	6881337	HT 740D	A
6881296	HT 750CRD	C	6881338	HT 740D	A
** 68812968	HT 750CRD	C	6881339	HT 750DRD	B
6881297	HT 750CRD	C	6881340	HT 750DRD	B
** 68812978	HT 750CRD	C	6881341	HT 750DRD	B
6881299	HT 750CRD	C	6881342	HT 750DRD	B
6881300	HT 750CRD	C	6881343	HT 750DRD	B
6881301	HT 750CRD	C	6881344	HT 750CRD	C
6881302	HT 750CRD	C	6881345	HT 750CRD	C
** 6881302B	HT 750CRD	C	6881346	HT 750CRD	C
6881303	HT 750CRD	C	6881347	HT 750CRD	C
** 6881303B	HT 750CRD	C	6881348	HT 740D	A
6881304	HT 750CRD	C	68B1349	HT 740D	A
6881305	HT 750CRD	C	6881350	HT 740D	A
6881306	HT 750CRD	C	** 6881350B	HT 740D	A
6881307	HT 750DRD	B	6881351	HT 740D	A
6881308	HT 750DRD	B	** 6881351B	HT 740D	A
6881309	HT 750DRD	B	6881361	HT 750DRD	B
6881310	HT 750DRD	B	6881408	HT 750CRD	C
6881311	HT 750DRD	B	6881419	HT 740D	A

CONTINUED ON NEXT PAGE

* A/N* - ASSEMBLY NUMBER - FOUND ON YOUR TRANSMISSION NAMEPLATE

** SEE SPI 15TR75

GEAR UNIT AND MAIN SHAFT SECTION

TO FIND DETAIL PARTS FOR YOUR ALLISON AUTOMATIC TRANSMISSION, TURN TO
THE GROUP LISTED OPPOSITE THE ASSEMBLY PART NUMBER OF YOUR TRANSMISSION

A/N*	MODEL	GROUP	A/N*	MODEL	GROUP
** 6881419B	HT 740D	A	6882086	HT 740D	A
6881420	HT 740D	A	** 6882086B	HT 740D	A
6881421	HT 750DRD	B	6882087	HT 740D	A
6881430	HT 740D	A	** 6882087B	HT 740D	A
6881431	HT 740D	A	6882088	HT 740D	A
6881437	HT 740D	A	** 6882088B	HT 740D	A
6881445	HT 750DRD	B	6882089	HT 740D	A
6881447	HT 750DRD	B	** 6882089B	HT 740D	A
6881448	HT 750CRD	B	6882090	HT 740D	A
6881449	HT 750CRD	C	** 6882090B	HT 740D	A
6881452	HT 740D	A	6882094	HT 750CRD	C
6881453	HT 750CRD	C	6882104	HT 740D	A
6881531	HT 740D	A	** 6882104B	HT 740D	A
6881532	HT 750DRD	B	6882159	HT 750CRD	C
6881548	HT 750CRD	B	6882161	HT 750DRD	B
6881655	HT 740D	A	6882163	HT 740D	A
6881707	HT 740D	A	6882164	HT 740D	A
6881708	HT 740D	A	6882165	HT 740D	A
6881709	HT 740D	A	6882166	HT 740D	A
6881710	HT 740D	A	6882167	HT 740D	A
6881711	HT 740D	A	6882168	HT 740D	A
6881712	HT 740D	A	6882169	HT 740D	A
6881713	HT 740D	A	6882170	HT 740D	A
6881714	HT 740D	A	6882171	HT 740D	A
6881849	HT 740D	A	6882172	HT 740D	A
** 6881849B	HT 740D	A	6882173	HT 740D	A
6881864	HT 750DRD	B	6882174	HT 740D	A
6881865	HT 750DRD	B	6882175	HT 740D	A
6881872	HT 750DRD	B	6882176	HT 740D	A
6881873	HT 750DRD	B	6882177	HT 740D	A
6881880	HT 750DRD	B	6882178	HT 740D	A
6881890	HT 750CRD	C	6882179	HT 750CRD	C
6881949	HT 740D	A	6882180	HT 750CRD	C
6881950	HT 750DRD	B	6882181	HT 750CRD	C
6881951	HT 750DRD	B	6882182	HT 750CRD	C
6881957	HT 740D	A	6882183	HT 750CRD	C
6882070	HT 740D	A	6882184	HT 750CRD	C
** 6882070B	HT 740D	A	6882185	HT 750CRD	C
6882080	HT 740D	A	6882186	HT 750CRD	C
** 6882080B	HT 740D	A	6882187	HT 750CRD	C
6882081	HT 740D	A	6882188	HT 750CRD	C
** 6882081B	HT 740D	A	6882189	HT 750CRD	C
6882082	HT 740D	A	6882190	HT 740D	A
** 6882082B	HT 740D	A	6882259	HT 750DRD	B
6882083	HT 740D	A	6882268	HT 740D	A
** 6882083B	HT 740D	A	6882270	HT 740D	A
6882084	HT 740D	A	6882271	HT 740D	A
** 6882084B	HT 740D	A	6882272	HT 740D	A
6882085	HT 740D	A	6882273	HT 740D	A
** 6882085B	HT 740D	A	6882274	HT 740D	A

CONTINUED ON NEXT PAGE

* A/N* - ASSEMBLY NUMBER - FOUND ON YOUR TRANSMISSION NAMEPLATE

** SEE SPI 15TR75

GEAR UNIT AND MAIN SHAFT SECTION

TO FIND DETAIL PARTS FOR YOUR ALLISON AUTOMATIC TRANSMISSION, TURN TO
THE GROUP LISTED OPPOSITE THE ASSEMBLY PART NUMBER OF YOUR TRANSMISSION

A/N*	MODEL	GROUP	A/N*	MODEL	GROUP
6882275	HT 740D	A	6882449	HT 740D	A
6882276	HT 750CRD	C	6882450	HT 740D	A
6882277	HT 750CRD	C	6882451	HT 740D	A
6882278	HT 750CRD	C	6882452	HT 740D	A
6882279	HT 750CRD	C	6882453	HT 740D	A
6882280	HT 750CRD	C	6882454	HT 740D	A
6882281	HT 750CRD	C	6882455	HT 750CRD	C
6882298	HT 750DRD	B	6882456	HT 750CRD	C
6882329	HT 750CRD	C	6882457	HT 750CRD	C
6882340	HT 750CRD	C	6882458	HT 750CRD	C
6882341	HT 750DRD	B	6882459	HT 750CRD	C
6882346	HT 740D	A	6882460	HT 750CRD	C
6882411	HT 740D	A	6882461	HT 750CRD	C
6882412	HT 740D	A	6882462	HT 750CRD	C
6882413	HT 740D	A	6882463	HT 750CRD	C
6882414	HT 740D	A	6882464	HT 750CRD	C
6882415	HT 740D	A	6882465	HT 750CRD	C
6882416	HT 740D	A	6882466	HT 750CRD	C
6882417	HT 740D	A	6882467	HT 750CRD	C
6882418	HT 740D	A	6882468	HT 750CRD	C
6882419	HT 740D	A	6882469	HT 750CRD	C
6882420	HT 740D	A	6882470	HT 750CRD	C
6882421	HT 740D	A	6882471	HT 750CRD	C
6882422	HT 740D	A	6882472	HT 750CRD	C
6882423	HT 740D	A	6882473	HT 750CRD	C
6882424	HT 740D	A	6882474	HT 750CRD	C
6882425	HT 740D	A	6882475	HT 750CRD	C
6882426	HT 740D	A	6882476	HT 750CRD	C
6882427	HT 740D	A	6882477	HT 750DRD	B
6882428	HT 740D	A	6882478	HT 750DRD	B
6882429	HT 740D	A	6882479	HT 750DRD	B
6882430	HT 740D	A	6882480	HT 750DRD	B
6882431	HT 740D	A	6882481	HT 750DRD	B
6882432	HT 740D	A	6882482	HT 750CRD	B
6882433	HT 740D	A	6882483	HT 750DRD	B
6882434	HT 740D	A	6882484	HT 750CRD	B
6882435	HT 740D	A	6882485	HT 750DRD	B
6882436	HT 740D	A	6882486	HT 750DRD	B
6882437	HT 740D	A	6882487	HT 750DRD	B
6882438	HT 740D	A	6882488	HT 750DRD	B
6882439	HT 740D	A	6882489	HT 750DRD	B
6882440	HT 740D	A	6882490	HT 750DRD	B
6882441	HT 740D	A	6882491	HT 750DRD	B
6882442	HT 740D	A	6882492	HT 750DRD	B
6882443	HT 740D	A	6882493	HT 750DRD	B
6882444	HT 740D	A	6882494	HT 750DRD	B
6882445	HT 740D	A	6882495	HT 750DRD	B
6882446	HT 740D	A	6882496	HT 750DRD	B
6882447	HT 740D	A	6882497	HT 750DRD	B
6882448	HT 740D	A	6882498	HT 750DRD	B

CONTINUED ON NEXT PAGE

* A/N* - ASSEMBLY NUMBER - FOUND ON YOUR TRANSMISSION NAMEPLATE

GEAR UNIT AND MAIN SHAFT SECTION

TO FIND DETAIL PARTS FOR YOUR ALLISON AUTOMATIC TRANSMISSION, TURN TO
THE GROUP LISTED OPPOSITE THE ASSEMBLY PART NUMBER OF YOUR TRANSMISSION

A/N*	MODEL	GROUP	A/N*	MODEL	GROUP
6882499	HT 750DRD	B	6883329	HT 750CRD	C
6882500	HT 750DRD	B	6883334	HT 740FS	A
6882501	HT 750DRD	B	6883452	HT 740D	A
6882502	HT 750DRD	B	6883462	HT 740D	A
6882503	HT 750DRD	B	6883463	HT 750DRD	B
6882504	HT 750DRD	B	6883509	HT 750DRD	B
6882547	HT 750DRD	B	6883510	HT 750DRD	B
6882568	HT 750CRD	C	6883526	HT 740D	A
6882570	HT 750DRD	B	6883535	HT 750DRD	B
6882571	HT 740D	A	6883583	HT 740D	A
6882582	HT 750DRD	B	6883597	HT 750DRD	B
6882585	HT 740D	A	6883624	HT 750DRD	B
6882590	HT 740D	A	6883626	HT 750CRD	C
6882597	HT 740D	A	6883646	HT 750DRD	B
6882626	HT 740D	A	6883652	HT 740D	A
6882647	HT 740D	A	6883653	HT 750CRD	C
6882695	HT 750DRD	B	6883654	HT 750CRD	C
6882704	HT 740D	A	6883664	HT 750CRD	C
6882705	HT 740D	A	6883679	HT 740D	A
6882706	HT 740D	A	6883692	HT 740D	A
6882726	HT 740D	A	6883699	HT 750DRD	B
6882744	HT 740FS	A	6883700	HT 750DRD	B
6883024	HT 750DRD	B	6883706	HT 740FS	A
6883043	HT 750CRD	C	6883722	HT 740D	A
6883073	HT 740D	A	6883793	HT 740D	A
6883075	HT 740D	A	6883806	HT 740D	A
6883077	HT 750DRD	B	6883807	HT 750CRD	C
6883095	HT 740D	A	6883822	HT 750DRD	B
6883122	HT 750CRD	C	6883859	HT 750DRD	B
6883124	HT 750DRD	B	6883869	HT 740D	A
6883154	HT 750DRD	B	6883870	HT 740D	A
6883170	HT 750DRD	B	6883890	HT 740D	A
6883188	HT 750DRD	B	6883895	HT 740D	A
6883191	HT 740D	A	6883897	HT 740D	A
6883222	HT 740D	A	6883907	HT 750CRD	C
6883231	HT 740D	A	6883911	HT 750CRD	C
6883232	HT 740D	A	6883912	HT 740D	A
6883233	HT 740D	A	6883913	HT 750DRD	B
6883234	HT 740D	A	6883933	HT 740D	A
6883235	HT 740D	A	6883934	HT 750CRD	C
6883237	HT 740D	A	6883952	HT 750DRD	B
6883240	HT 740FS	A	6883953	HT 750DRD	B
6883243	HT 740FS	A	6883972	HT 750CRD	B
6883244	HT 740FS	A	6883973	HT 750OCR	C
6883245	HT 740FS	A	6883975	HT 750CRD	B
6883246	HT 740FS	A	6883976	HT 740FS	A
6883260	HT 750DRD	B	6883994	HT 740D	A
6883302	HT 740D	A	6884007	HT 750DRD	B
6883315	HT 740D	A	6884077	HT 740D	A
6883316	HT 750CRD	D	6884091	HT 750CRD	C

CONTINUED ON NEXT PAGE

* A/N* - ASSEMBLY NUMBER - FOUND ON YOUR TRANSMISSION NAMEPLATE

GEAR UNIT AND MAIN SHAFT SECTION

TO FIND DETAIL PARTS FOR YOUR ALLISON AUTOMATIC TRANSMISSION, TURN TO
THE GROUP LISTED OPPOSITE THE ASSEMBLY PART NUMBER OF YOUR TRANSMISSION

A/N*	MODEL	GROUP	A/N*	MODEL	GROUP
6884119	HT 750CRD	C	6884539	HT 740D	A
6884123	HT 750CRD	C	6884540	HT 740D	A
6884124	HT 750CRD	C	6884541	HT 750CRD	C
6884125	HT 750CRD	C	6884542	HT 750CRD	C
6884194	HT 750CRD	C	6884543	HT 750CRD	C
6884195	HT 750CRD	C	6884544	HT 750CRD	C
6884257	HT 750DRD	B	6884545	HT 750CRD	C
6884267	HT 750CRD	C	6884546	HT 750CRD	C
6884268	HT 740D	A	6884547	HT 750CRD	C
6884288	HT 750DRD	B	6884548	HT 750CRD	C
6884449	HT 740D	A	6884549	HT 750CRD	C
6884452	HT 750CRD	C	6884550	HT 750CRD	C
6884453	HT 750CRD	C	6884551	HT 750CRD	C
6884454	HT 750DRD	B	6884552	HT 750CRD	D
6884456	HT 740D	A	6884553	HT 750DRD	B
6884458	HT 740D	A	6884554	HT 750DRD	B
6884459	HT 750DRD	B	6884555	HT 750DRD	B
6884460	HT 750DRD	B	6884556	HT 750DRD	B
6884475	HT 740D	A	6884557	HT 750DRD	B
6884476	HT 750CRD	C	6884558	HT 750DRD	B
6884477	HT 750DRD	B	6884559	HT 750DRD	B
6884484	HT 750DRD	B	6884560	HT 750DRD	B
6884509	HT 750DRD	B	6884561	HT 750DRD	B
6884510	HT 750DRD	B	6884562	HT 750DRD	B
6884511	HT 750CRD	C	6884563	HT 750DRD	B
6884512	HT 750CRD	C	6884564	HT 750DRD	B
6884513	HT 740D	A	6884565	HT 750DRD	B
6884514	HT 740D	A	6884566	HT 750DRD	B
6884515	HT 740D	A	6884567	HT 750DRD	B
6884516	HT 740D	A	6884568	HT 750DRD	B
6884517	HT 740D	A	6884569	HT 750DRD	B
6884518	HT 740D	A	6884571	HT 750DRD	B
6884519	HT 740D	A	6884572	HT 750DRD	B
6884520	HT 740D	A	6884573	HT 750DRD	B
6884521	HT 740D	A	6884574	HT 750DRD	B
6884522	HT 740D	A	6884575	HT 750DRD	B
6884523	HT 740D	A	6884591	HT 750CRD	C
6884524	HT 740D	A	6884685	HT 740D	A
6884525	HT 740D	A	6884686	HT 750DRD	B
6884526	HT 740D	A	6884687	HT 750DRD	B
6884527	HT 740D	A	6884695	HT 750DRD	B
6884528	HT 740D	A	6884696	HT 740D	A
6884529	HT 740D	A	6884697	HT 750CRD	C
6884530	HT 740D	A	6884698	HT 740D	A
6884533	HT 740FS	A	6884699	HT 740D	A
6884534	HT 740FS	A	6884726	HT 750DRD	B
6884535	HT 740D	A	6884729	HT 740D	A
6884536	HT 740D	A	6884796	HT 750DRD	B
6884537	HT 740D	A	6885200	HT 750DRD	B
6884538	HT 740D	A	6885201	HT 750CRD	C

CONTINUED ON NEXT PAGE

* A/N* - ASSEMBLY NUMBER - FOUND ON YOUR TRANSMISSION NAMEPLATE

ALLISON AUTOMATIC TRANSMISSION HT 700 SERIES PARTS CATALOG

12-1.7

GEAR UNIT AND MAIN SHAFT SECTION

TO FIND DETAIL PARTS FOR YOUR ALLISON AUTOMATIC TRANSMISSION, TURN TO THE GROUP LISTED OPPOSITE THE ASSEMBLY PART NUMBER OF YOUR TRANSMISSION

A/N*	MODEL	GROUP	A/N*	MODEL	GROUP
6885208	HT 740D	A	6885338	HT 750DRD	B
6885209	HT 750DRD	B	6885344	HT 750CRD	C
6885214	HT 750DRD	B	6885345	HT 740D	A
6885237	HT 750DRD	B	6885356	HT 740D	A
6885238	HT 750DRD	B	6885363	HT 740D	A
6885240	HT 750DRD	B	6885367	HT 740D	A
6885241	HT 740D	A	6885368	HT 740D	A
6885242	HT 740D	A	6885369	HT 750DRD	B
6885243	HT 740FS	A	6885371	HT 740D	A
6885248	HT 750CRD	C	6885372	HT 754CRD	D
6885249	HT 750DRD	B	6885373	HT 740D	A
6885260	HT 750DRD	B	6885376	HT 750DRD	B
6885261	HT 740D	A	6885377	HT 750DRD	B
6885262	HT 740D	A	6885379	HT 750DRD	B
6885263	HT 750DRD	B	6885380	HT 750DRD	B
6885264	HT 750DRD	B	6885381	HT 750DRD	B
6885265	HT 750CRD	C	6885382	HT 750DRD	B
6885266	HT 750CRD	C	6885383	HT 750DRD	B
6885270	HT 750DRD	B	6885384	HT 740D	A
6885273	HT 754CRD	D	6885385	HT 740D	A
6885274	HT 750DRD	B	6885386	HT 740D	A
6885275	HT 740D	A	6885398	HT 750DRD	B
6885276	HT 750CRD	A	6885399	HT 740D	A
6885277	HT 740D	A	6885409	HT 750DRD	B
6885278	HT 740D	A	6885416	HT 750CRD	C
6885279	HT 750CRD	C	6885417	HT 740D	A
6885285	HT 740D	A	6885424	HT 750DRD	B
6885286	HT 740D	A	6885425	HT 750DRD	B
6885287	HT 740D	A	6885426	HT 754CRD	D
6885288	HT 740D	A	6885459	HT 754CRD	D
6885289	HT 740D	A	6885464	HT 750CRD	C
6885295	HT 750DRD	B	6885491	HT 740D	A
6885296	HT 750CRD	C	6885493	HT 750DRD	B
6885297	HT 750CRD	C	6885511	HT 750CRD	C
6885298	HT 740D	A	6885512	HT 740D	A
6885299	HT 740D	A	6885513	HT 740D	A
6885300	HT 740D	A	6885514	HT 740D	A
6885301	HT 740D	A	6885516	HT 754CRD	D
6885312	HT 750DRD	B	6885517	HT 754CRD	D
6885313	HT 750DRD	B	6885524	HT 740D	A
6885322	HT 740D	A	6885532	HT 740D	A
6885323	HT 750CRD	C	6885537	HT 740D	A
6885324	HT 750DRD	B	6885542	HT 754CRD	D
6885326	HT 740D	A	6885543	HT 740D	A
6885329	HT 740D	A	6885544	HT 740D	A
6885333	HT 740FS	A	6885545	HT 740D	A
6885334	HT 750DRD	B	6885551	HT 740D	A
6885335	HT 750DRD	B	6885552	HT 740D	A
6885336	HT 750DRD	B	6885553	HT 740D	A
6885337	HT 750DRD	B	6885554	HT 740D	A

CONTINUED ON NEXT PAGE

* A/N* - ASSEMBLY NUMBER - FOUND ON YOUR TRANSMISSION NAMEPLATE

GEAR UNIT AND MAIN SHAFT SECTION

TO FIND DETAIL PARTS FOR YOUR ALLISON AUTOMATIC TRANSMISSION, TURN TO
THE GROUP LISTED OPPOSITE THE ASSEMBLY PART NUMBER OF YOUR TRANSMISSION

A/N*	MODEL	GROUP	A/N*	MODEL	GROUP
6885555	HT 740D	A	6885613	HT 750DRD	B
6885556	HT 740D	A	6885614	HT 750DRD	B
6885557	HT 740D	A	6885615	HT 750DRD	B
6885558	HT 740D	A	6885616	HT 740D	A
6885559	HT 740FS	A	6885617	HT 740D	A
6885560	HT 750DRD	B	6885648	HT 750DRD	B
6885561	HT 750DRD	B	6885649	HT 740D	A
6885567	HT 750DRD	B	6885650	HT 754CRD	D
6885563	HT 754CRD	D	6885652	HT 750DRD	B
6885564	HT 754CRD	D	6885681	HT 740D	A
6885565	HT 740D	A	6885682	HT 750CRD	C
6885566	HT 740D	A	23010727	HT 740D	A
6885573	HT 750CRD	C	23010728	HT 750DRD	B
6885576	HT 740D	A	23010777	HT 750CRD	C
6885577	HT 740D	A	23010781	HT 750DRD	B
6885578	HT 740D	A	23010783	HT 750CRD	C
6885579	HT 740D	A	23010786	HT 750CRD	C
6885580	HT 740D	A	23010788	HT 740D	A
6885581	HT 740FS	A	23010789	HT 750DRD	B
6885582	HT 740D	A	23010790	HT 750CRD	C
6885583	HT 740D	A	23010791	HT 740D	A
6885584	HT 740D	A	23010798	HT 750CRD	D
6885585	HT 740D	A	23010801	HT 740D	A
6885586	HT 740D	A	23010802	HT 750DRD	B
6885587	HT 740D	A	23010803	HT 750DRDDB	B
6885588	HT 740D	A	23010813	HT 740D	A
6885589	HT 740D	A	23010832	HT 750DRDDB	B
6885590	HT 754CRD	D	23010833	HT 750DRDDB	B
6885591	HT 754CRD	D	23010835	HT 740D	A
6885592	HT 754CRD	D	23010837	HT 754CRD	D
6885593	HT 754CRD	D	23010842	HT 750DRDDB	B
6885594	HT 754CRD	D	23010844	HT 740D	A
6885595	HT 754CRD	D	23010845	HT 740D	A
6885596	HT 754CRD	D	23010846	HT 750DRD	B
6885597	HT 750DRD	B	23010863	HT 740D	A
6885598	HT 750DRD	B	23010864	HT 754CRD	D
6885599	HT 750DRD	B	23010865	HT 750DRDDB	B
6885600	HT 750DRD	B	23010867	HT 750DRD	B
6885601	HT 750DRD	B	23010870	HT 750DRD	B
6885602	HT 750DRD	B	23010873	HT 740D	A
6885603	HT 750DRD	B	23010874	HT 740FS	A
6885604	HT 750DRD	B	23010875	HT 740D	A
6885606	HT 750DRD	B	23010876	HT 740D	A
6885606	HT 750DRD	B	23010877	HT 754CRD	D
6885607	HT 750DRD	B	23010878	HT 754CRD	D
6885608	HT 750DRD	B	23010879	HT 750DRD	B
6885609	HT 750DRD	B	23010880	HT 750DRD	B
6885610	HT 750DRD	B	23010881	HT 740D	A
6885611	HT 750DRD	B	23010882	HT 740D	A
6885612	HT 750DRD	B	23010883	HT 754CRD	D

CONTINUED ON NEXT PAGE

* A/N* - ASSEMBLY NUMBER - FOUND ON YOUR TRANSMISSION NAMEPLATE

GEAR UNIT AND MAIN SHAFT SECTION

TO FIND DETAIL PARTS FOR YOUR ALLISON AUTOMATIC TRANSMISSION, TURN TO
THE GROUP LISTED OPPOSITE THE ASSEMBLY PART NUMBER OF YOUR TRANSMISSION

A/N*	MODEL	GROUP	A/N*	MODEL	GROUP
23010884	HT 754CRD	D	23011407	HT 740D	A
23010885	HT 750DRD	B	23011412	HT 750DRD	B
23010886	HT 750DRD	B	23011413	HT 740D	A
23010887	HT 754CRD	D	23011427	HT 750DRD	B
23010888	HT 750DRD	B	23011428	HT 750DRD	B
23010889	HT 754CRD	D	23011430	HT 754CRD	D
23010891	HT 740D	A	23011432	HT 754CRD	D
23010892	HT 740D	A	23011434	HT 750DRD	B
23010898	HT 750DRD	B	23011435	HT 750DRD	B
23010899	HT 750DRD	B	23011438	HT 750DRD	B
23010901	HT 740D	A	23011447	HT 750DRD	B
23010902	HT 740D	A	23011459	HT 754CRD	D
23010905	HT 750DRD	B	23011469	HT 740D	A
23010906	HT 750DRD	B	23011495	HT 740D	A
23010918	HT 740D	A	23011506	HT 754CRD	D
23010919	HT 740D	A	23011508	HT 754CRD	D
23010920	HT 740D	A	23011509	HT 750DRD	B
23010921	HT 750CRD	D	23011510	HT 750DRD	B
23010922	HT 754CRD	D	23011519	HT 740D	A
23010923	HT 750DRD	B	23011532	HT 754CRD	D
23010935	HT 750DRD	B	23011544	HT 740D	A
23010936	HT 740D	A	23011556	HT 740D	A
23010937	HT 754CRD	D	23011557	HT 740D	A
23010938	HT 754CRD	D	23011566	HT 750DRD	B
23010939	HT 754CRD	D	23011567	HT 750DRDDB	B
23010940	HT 754CRD	D	23011569	HT 754CRD	D
23010958	HT 750DRD	B	23011573	HT 754CRD	D
23010963	HT 740D	A	23011587	HT 754CRD	D
23010965	HT 750DRD	B	23011588	HT 750DRD	B
23010966	HT 750DRD	B	23011589	HT 750DRD	B
23010967	HT 750DRD	B	23011591	HT 740D	A
23010968	HT 750DRD	B	23011592	HT 754CRD	D
23010969	HT 740D	A	23011850	HT 750DRD	B
23010975	HT 740D	A	23011852	HT 740D	A
23010976	HT 750DRD	B	23012022	HT 750DRDDB	B
23010977	HT 750DRD	B	23012050	HT 750DRDDB	B
23010989	HT 740D	A	23012053	HT 740D	A
23011306	HT 750DRD	B	23012069	HT 754CRD	D
23011309	HT 750DRD	B	23012087	HT 754CRD	O
23011334	HT 754CRD	D	23012088	HT 740D	A
23011335	HT 750DRD	B	23012095	HT 750DRD	B
23011338	HT 740D	A	23012096	HT 750DRDDB	B
23011341	HT 750DRD	B	23012097	HT 750DRDDB	B
23011343	HT 740D	A	23012098	HT 750DRDDB	B
23011349	HT 740D	A	23012099	HT 750DRDDB	B
23011389	HT 754CRD	D	23012110	HT 750DRD	B
23011391	HT 740D	A	23012114	HT 740D	A
23011394	HT 750DRD	B	23012135	HT 740D	A
23011396	HT 750DRI	B	23012139	HT 750DRD	B
23011405	HT 750DRD	B	23012140	HT 740D	A

CONTINUED ON NEXT PAGE

* A/N* - ASSEMBLY NUMBER - FOUND ON YOUR TRANSMISSION NAMEPLATE

GEAR UNIT AND MAIN SHAFT SECTION

TO FIND DETAIL PARTS FOR YOUR ALLISON AUTOMATIC TRANSMISSION, TURN TO
THE GROUP LISTED OPPOSITE THE ASSEMBLY PART NUMBER OF YOUR TRANSMISSION

A/N*	MODEL	GROUP	A/N*	MODEL	GROUP
23012141	HT 754CRD	D	23012756	HT 7400	A
23012171	HT 754CRD	D	23012757	HT 754CRD	D
23012172	HT 754CRD	D	23012767	HT 740D	A
23012193	HT 754CRD	D	23012768	HT 754CRD	D
23012200	HT 754CRD	D	23012770	HT 7400	A
23012214	HT 7400	A	23014331	HT 7400	A
23012215	HT 740D	A	23014332	HT 7470	A
23012220	HT 754CRD	D	23014333	HT 750DRD	B
23012246	HT 750DRD	B	23014334	HT 754CRD	D
23012256	HT 750DRD DB	B	23014344	HT 750DRD	B
23012259	HT 750DRD	B	23014345	HT 754CRD	D
23012315	HT 754CRD	D	23014424	HT 750DRD D8	B
23012316	HT 754CRD	D	23014435	HT 7400D	A
23012321	HT 740D	A	23014436	HT 754CRD	D
23012322	HT 7400	A	23014445	HT 750DRD	B
23012326	HT 7470	A	23014463	HT 750DRD	B
23012327	HT 7400	A	23014475	HT 754CRD	D
23012363	HT 750DRD	B	23014476	HT 754CRD	D
23012364	HT 750DRD	B	23014477	HT 7400	A
23012381	HT 754CRD	D	23014478	HT 7400	A
23012419	HT 7400D	A	23014492	HT 754CRD	D
23012420	HT 740D	A	23014498	HT 740D	A
23012421	HT 750DRD	B	23014499	HT 750DRD	B
23012422	HT 7400	A	23014500	HT 754CRD	D
23012427	HT 750DRD	B	23014502	HT 750DRO	B
23012436	HT 7400	A	23014505	HT 750DRD	B
23012449	HT 7400	A	23014508	HT 750DRD	B
23012450	HT 750DRD	B	23014526	HT 750DRD	B
23012471	HT 7470	A	23014529	HT 7400	A
23012474	HT 7400D	A	23014530	HT 750DRD	B
23012475	HT 7470	A	23014539	HT 7400	A
23012476	HT 7400	A	23014541	HT 750DRD	B
23012503	HT 754CRD	D	23014545	HT 754CRD	D
23012504	HT 750DRD	B	23014553	HT 7400	A
23012505	HT 7400	A	23014555	HT 740D	A
23012589	HT 750DRD	B	23014587	HT 754CRD	D
23012590	HT 750DRD	B	23014588	HT 754CRD	D
23012591	HT 7400	A	23014643	HT 754CRD	D
23012594	HT 7400	A	23014645	HT 7400	A
23012595	HT 750DRDB	B	23014654	HT 750DRD	B
23012649	HT 740D	A	23014658	HT 740D	A
23012684	HT 750DRD	B	23014661	HT 750DRD	B
23012690	HT 754CRD	D	23014670	HT 750DRD	B
23012691	HT 7400	A	23014684	HT 754CRD	D
23012698	HT 750DRD	B	23014691	HT 754CRD	D
23012699	HT 750DRD	B	23014700	HT 754CRD	D
23012700	HT 750DRD	B	23014913	HT 750DRD	B
23012703	HT 7400D	A	23014929	HT 750DRD	B
23012704	HT 740D	A	23014937	HT 7470	A
23012745	HT 750DRD	B	23014941	HT 7470	A

CONTINUED ON NEXT PAGE

* A/N* - ASSEMBLY NUMBER - FOUND ON YOUR TRANSMISSION NAMEPLATE

GEAR UNIT AND MAIN SHAFT SECTION

TO FIND DETAIL PARTS FOR YOUR ALLISON AUTOMATIC TRANSMISSION, TURN TO
THE GROUP LISTED OPPOSITE THE ASSEMBLY PART NUMBER OF YOUR TRANSMISSION

A/N*	MODEL	GROUP	A/N*	MODEL	GROUP
23014964	HT 747D	A	23019204	HT 7400D	A
23014983	HT 754CRD	D	23019252	HT 7400D	A
23014334	HT 754CRD	D	23019255	HT 7400D	A
23015009	HT 754CRD	D	23019256	HT 7400D	A
23015010	HT 750DRD	B	23019257	HT 7400D	A
23015028	HT 750CRD	0	23019258	HT 740D	A
23015032	HT 750DRD	B	23019259	HT 740D	A
23015058	HT 7470	A	23019260	HT 740D	A
23015066	HT 754CRD	D	23019261	HT 740D	A
23015074	HT 7470	A	23019262	HT 740D	A
23015104	HT 747D	A	23019263	HT 740D	A
23015137	HT 750DRD	B	23019264	HT 740D	A
23015142	HT 7400D	A	23019265	HT 7400	A
23015152	HT 7400	A	23019266	HT 7400	A
23015153	HT 750DRD	B	23019267	HT 7400	A
23015177	HT 7470	A	23019268	HT 7400D	A
23015199	HT 750DRDDB	B	23019269	HT 7400D	A
23015206	HT 750DRD	B	23019270	HT 7400	A
23015214	HT 7400D	A	23019271	HT 7400	A
23015215	HT 750DRD	B	23019272	HT 7400D	A
23015216	HT 754CRD	D	23019273	HT 7400	A
23015222	HT 754CRD	D	23019274	HT 7400	A
23015248	HT 750DRD	B	23019275	HT 7400	A
23015251	HT 750DRD	B	23019276	HT 7400	A
23019050	HT 7400	A	23019277	HT 740FS	A
23019052	HT 747D	A	23019278	HT 7400	A
25019057	HT 754CRD	D	23019279	HT 740D	A
23019099	HT 750DRD	B	23019313	HT 740FS	A
23019100	HT 750DRD	B	23019314	HT 7400	A
23019101	HT 754CRD	D	23019330	HT 7500DRD	B
23019107	HT 750DRD	B	23019338	HT 7500DRD	B
23019149	HT 750DRD	B	23019344	HT 7470	A
23019168	HT 750DRD	B	23019350	HT 747D	A
23019174	HT 740D	A	23019605	HT 740D	A
23019175	HT 740D	A	23019646	HT 754CRD	D
23019176	HT 7400D	A	23019647	HT 7400D	A
23019177	HT 7400D	A	23019658	HT 7400D	A
23019178	HT 7400	A	23019696	HT 754CRD	D
23019179	HT 7400D	A	23019697	HT 754CRD	D
23019180	HT 7400D	A	23019698	HT 754CRD	D
23019181	HT 747D	A	23019760	HT 740D	A
23019182	HT 7470	A	23019761	HT 7400	A
23019183	HT 7470	A	23019762	HT 7400D	A
23019184	HT 747D	A	23019803	HT 7400D	A
23019185	HT 7470	A	23019811	HT 750DRD	B
23019186	HT 7400	A	23019812	HT 750DRD	B
23019187	HT 7470	A	23019823	HT 7400	A
23019199	HT 7400	A	23019824	HT 7400	A
23019202	HT 754CRD	D	23019825	HT 747D	A
23019203	HT 750DRD	B	23019842	HT 7470	A

CONTINUED ON NEXT PAGE

* A/N* - ASSEMBLY NUMBER - FOUND ON YOUR TRANSMISSION NAMEPLATE

GEAR UNIT AND MAIN SHAFT SECTION

TO FIND DETAIL PARTS FOR YOUR ALLISON AUTOMATIC TRANSMISSION, TURN TO
THE GROUP LISTED OPPOSITE THE ASSEMBLY PART NUMBER OF YOUR TRANSMISSION

A/N*	MODEL	GROUP	A/N*	MODEL	GROUP
23019843	HT 747D	A	23040673	HT 740D	A
223019849	HT 754CRD	D	23040682	HT 754CRD	D
23019928	HT 754CRD	D	23040701	HT 754CRD	D
23019947	HT 754CRD	D	23040718	HT 750DRD	B
23019948	HT 754CRD	D	23040721	HT 747D	A
23019949	HT 740D	A	23040722	HT 747D	A
23019989	HT 747D	A	23040727	HT 754CRD	D
23019990	HT 747D	A	23040755	HT 754CRD	D
23040190	HT 750DRD	B	23040756	HT 754CRD	D
23040209	HT 7470	A	23040767	HT 754CRD	D
23040217	HT 750DRDDB	B	23040791	HT 7400	A
23040241	HT 7400	A	23040792	HT 7470	A
23040285	HT 7400D	A	23040797	HT 7470	A
23040292	HT 754CRD	D	23040798	HT 7470	A
23040420	HT 7400	A	23040804	HT 7400	A
23040430	HT 747D	A	23040805	HT 740D	A
23040433	HT 7400	A	23040821	HT 750DRD	B
23040436	HT 754CRD	D	23040822	HT 7400D	A
23040440	HT 754CRD	D	23040823	HT 740D	A
23040452	HT 740D	A	23040836	HT 750DRD	B
23040480	HT 754CRD	D	23040840	HT 740D	A
23040550	HT 750DRD	B	23040899	HT 7400D	A
23040634	HT 750DRD	B	23040900	HT 7400D	A
23040635	HT 740D	A	23040901	HT 740D	A
23040636	HT 7400	A	23040902	HT 740D	A
23040638	HT 7400	A	23040928	HT 754CRD	D
23040652	HT 7400	A	23040931	HT 7400	A
23040659	HT 750DRD	B	23040978	HT 750DRD	B
23040665	HT 750DRD	B	23041021	HT 7400	A
23040672	HT 750DRD	B	23041024	HT 750DRD	B

* A/N* - ASSEMBLY NUMBER - FOUND ON YOUR TRANSMISSION NAMEPLATE

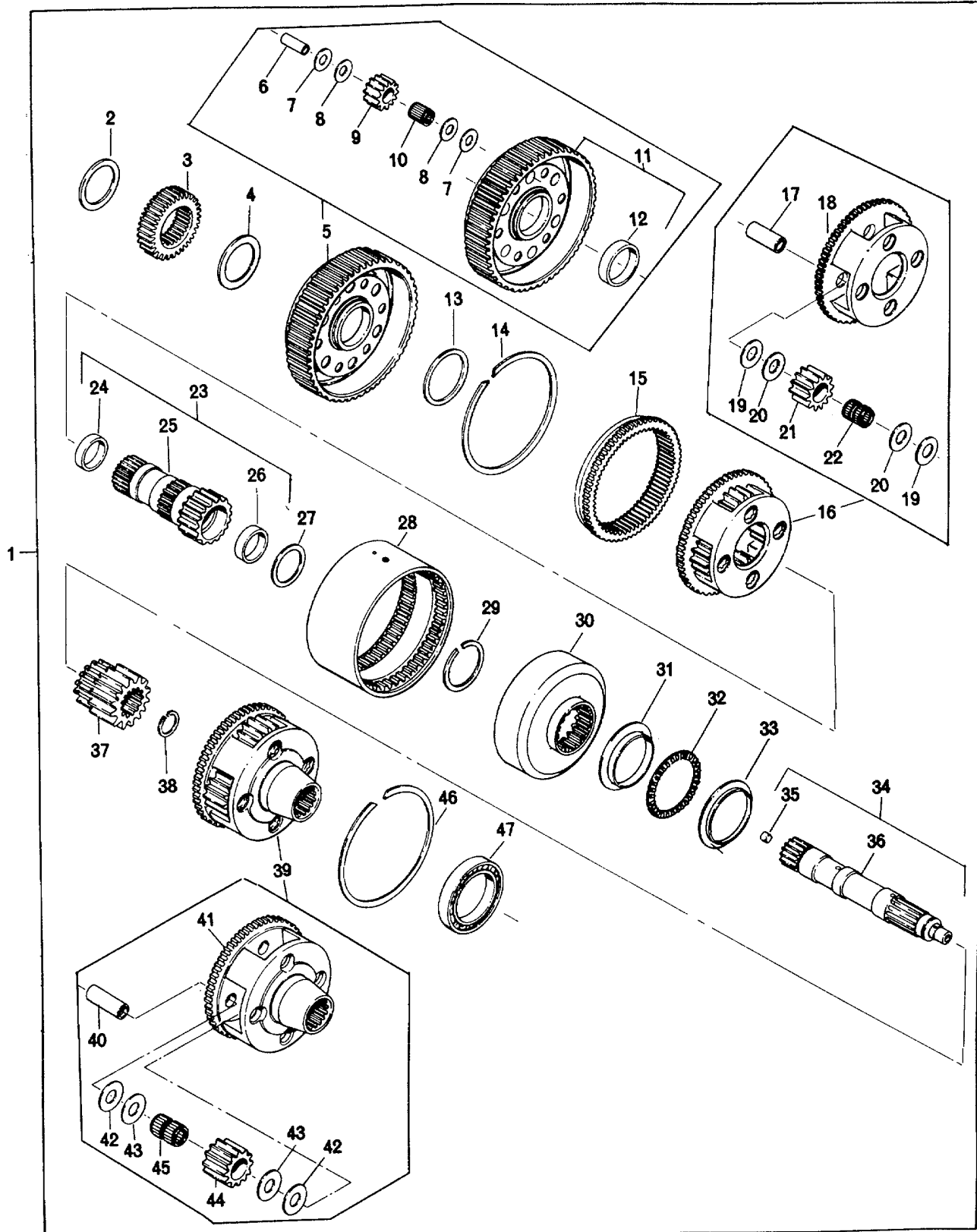
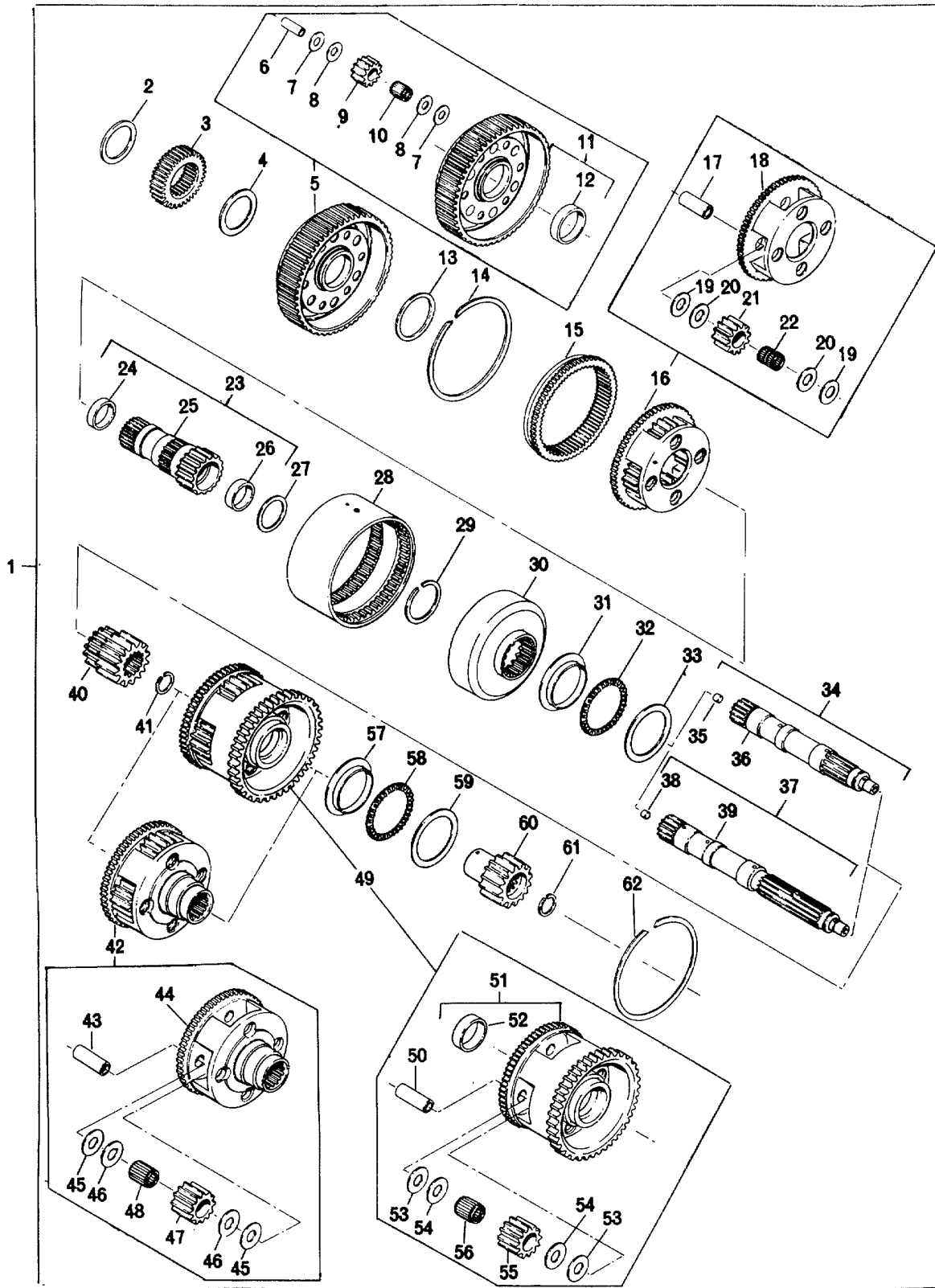


FIG. 12 GEAR UNIT AND MAIN SHAFT

9352



9946

FIG. 12-1 GEAR UNIT AND MAIN SHAFT

GROUP A

GEAR UNIT AND MAIN SHAFT, FIGURE 12

REF NO	NOMENCLATURE	PART NO	REQ	RECOMMENDED SPARES FOR UNITS		
				1-25	26-50	51-200
1	GEAR UNIT AND MAIN SHAFT ASSY, NOT SERVICED AS AN ASSEMBLY, ORDER DETAIL PARTS	6835578 **	1			
2	WASHER, THRUST	6881352	1	3	6	15
3	GEAR, FRONT SUN	6835183	1	1	2	4
4	WASHER, THRUST	6881638	1	3	6	15
5	CARRIER ASSY, FRONT PLANETARY	6835579	1	1	2	6
6	PIN, FRONT PLANETARY PINION	6831679	6	12	24	72
7	WASHER, THRUST, PINION, BRONZE	6839376	12	24	48	144
8	WASHER, THRUST, PINION, STEEL	6831680	12	24	48	144
9	PINION, FRONT PLANETARY, MATCHED SET OF SIX PINIONS	6838418	1 SET	2	4	12
10	BEARING, NEEDLE ROLLER	9429635	6	12	24	72
11	FLANGE AND CARRIER ASSY, FRONT PLANETARY	6835580	1	2	4	8
12	BUSHING, SLEEVE, NEW BUSHING MUST BE MACHINED AFTER ASSY	6835322	1	2	4	8
13	WASHER, THRUST	6835321	1	3	6	15
14	RING, SNAP, INTERNAL	6834575	1	3	6	15
15	GEAR, RING, FRONT PLANETARY	6834327	1	1	2	6
16	CARRIER ASSY, CENTER PLANETARY	6835073	1	1	2	6
17	PIN, CENTER PLANETARY PINION	6835182	4	8	16	48
18	CARRIER, CENTER PLANETARY	6835074	1	1	2	6
19	WASHER, THRUST, PINION, BRONZE	6839511	8	16	32	96
20	WASHER, THRUST, PINION, STEEL	6837630	8	16	32	96
21	PINION, CENTER PLANETARY, MATCHED SET OF 4 PINIONS	6838417	1 SET	2	4	12
22	BEARING, NEEDLE ROLLER	9422966	8	16	32	96
23	SUN GEAR, SHAFT ASSY, CENTER, WHEN REPLACING 6835184 SUN GEAR AND SHAFT ASSY WITH 6883935 SUN GEAR AND SHAFT ASSY ALSO ORDER 6883703 CENTER RING GEAR	6883935	1	1	2	4
24	BUSHING, SLEEVE, NEW BUSHING MUST BE MACHINED AFTER ASSEMBLY	6835323	1	1	2	4
25	SHAFT, SUN GEAR	6883702 *	1			
26	BUSHING, SLEEVE, NEW BUSHING MUST BE MACHINED AFTER ASSEMBLY	6835323	1	1	2	4
27	WASHER, THRUST	6883492	1	3	6	15
28	DRUM, PLANETARY CONNECTING	6834333	1	1	2	4
29	RING, SNAP, EXTERNAL	6777231	1	3	6	15
30	GEAR, RING, CENTER PLANETARY, WHEN REPLACING 6885180 RING GEAR WITH 6883703 RING GEAR ALSO ORDER 6883935 SUN GEAR AND SHAFT ASSY.	6883703	1	1	2	4
31	RACE, THRUST, BEARING	9432124	1	3	6	15
32	BEARING ASSY, ROLLER	9424098	1	3	6	15
33	RACE, THRUST, BEARING	9432125	1	3	6	15
34	SHAFT ASSY, MAIN	6834684	1	1	2	4
35	PLUG, LUBE ORIFICE, USED PRIOR TO S/N 15718. COPPER-PLATED WITH A CONVEX O.D. OF .335-.340 AND A CONCAVE O.D. OF .354-.359.	6758391	1	2	4	8
35	PLUG, LUBE ORIFICE, USED STARTING WITH S/N 15718. BLACK WITH A CONVEX O.D. OF .360-.365 AND A CONCAVE O.D. OF .379-.384.	6883707	1	2	4	8
36	SHAFT, MAIN	6834323 *	1			
37	GEAR, SUN, REAR PLANETARY	6835179	1	1	2	4
38	RING, EXTERNAL RETAINING	6834574	1	3	6	15
39	CARRIER ASSY, REAR PLANETARY	6835628	1	1	2	6
40	PIN, REAR PLANETARY PINION	6834662	4	8	16	48
41	CARRIER, REAR PLANETARY	6835627	1	1	2	6

CONTINUED ON NEXT PAGE

* SERVICED AS AN ASSY - NOT AS A DETAIL PART

** SERVICED ONLY AS DETAIL PARTS - NOT AVAILABLE AS AN ASSEMBLY

GROUP A CONT
GEAR UNIT AND MAIN SHAFT, FIGURE 12

REF NO	NOMENCLATURE	PART NO	REQ	RECOMMENDED SPARES FOR UNITS		
				1-25	26-50	51-200
42	WASHER, THRUST, PINION, BRONZE.....	6839512	8	16	32	96
43	WASHER, THRUST, PINION, STEEL.....	6837629	8	16	32	96
44	PINION, REAR PLANETARY, MATCHED SET OF 4 PINIONS.....	6838419	1	2	4	12
45	BEARING, NEEDLE ROLLER.....	9423442	8	16	32	106
46	RING, SNAP, INTERNAL.....	6834575	1	3	6	15
47	BEARING, SINGLE ROW BALL.....	9432185	1	3	6	15

GROUP B
GEAR UNIT AND MAIN SHAFT, FIGURE 12-1

1	GEAR UNIT AND MAIN SHAFT ASSY, NOT SERVICED AS AN ASSEMBLY, ORDER DETAIL PARTS.....	6837503 **	1			
2	WASHER, THRUST.....	6881352	1	3	6	15
3	GEAR, FRONT SUN.....	6835183	1	1	2	4
4	WASHER, THRUST.....	6881638	1	3	6	15
5	CARRIER ASSY, FRONT PLANETARY.....	68355/9	1	1	2	6
6	PIN, FRONT PLANETARY PINION.....	6831619	6	12	24	72
7	WASHER, THRUST, PINION, BRONZE.....	6839376	12	24	48	144
8	WASHER, THRUST, PINION, STEEL.....	6831680	12	24	48	144
9	PINION, FRONT PLANETARY, MATCHED SET OF SIX PINIONS.....	6838418	1	2	4	12
10	BEARING, NEEDLE ROLLER.....	9429635	6	12	24	72
11	FLANGE AND CARRIER ASSY, FRONT PLANETARY.....	6835580	1	1	2	6
12	BUSHING, SLEEVE, NEW BUSHING MUST BE MACHINED AFTER ASSY.....	683572	1	2	4	8
13	WASHER, THRUST.....	6835321	1	2	4	8
14	RING, SNAP, INTERNAL.....	6834575	1	3	6	15
15	GEAR, RING, FRONT PLANETARY.....	6834327	1	1	2	6
16	CARRIER ASSY, CENTER PLANETARY.....	6835073	1	1	2	6
17	PIN, CENTER PLANETARY PINION.....	6835182	4	8	16	48
18	CARRIER, CENTER PLANETARY.....	6835074	1	1	2	6
19	WASHER, THRUST, PINION, BRONZE.....	6839511	8	16	32	96
20	WASHER, THRUST, PINION, STEEL.....	6837630	8	16	32	96
21	PINION, CENTER PLANETARY, MATCHED SET OF 4 PINIONS.....	6838417	1	2	4	12
22	BEARING, NEEDLE ROLLER.....	9422966	8	16	32	96
23	SUN GEAR AND SHAFT ASSY, CENTER, WHEN REPLACING 6835184 SUN GEAR AND SHAFT ASSY WITH 6883935 SUN GEAR AND SHAFT ASSY ALSO ORDER 6883703 CENTER RING GEAR.....	6883935	1	1	2	4
24	BUSHING, SLEEVE, NEW BUSHING MUST BE MACHINED AFTER ASSY.....	6835323	1			
25	SHAFT, SUN GEAR.....	6883702 *				
26	BUSHING, SLEEVE, NEW BUSHING MUST BE MACHINED AFTER ASSY.....	6835323	1			
27	WASHER, THRUST.....	6883492	1	3	6	15
28	DRUM, PLANETARY CONNECTING.....	6834333	1	1	2	4
29	RING, SNAP, EXTERNAL.....	6777231	1	3	6	15
30	GEAR, RING, CENTER PLANETARY, WHEN REPLACING 6835180 RING GEAR WITH 6883703 RING GEAR ALSO ORDER 6883935 SUN GEAR AND SHAFT ASSY.....	6883703	1	1	2	4
31	RACE, THRUST, BEARING.....	9432124	1	3	6	15
32	BEARING ASSY, ROLLER.....	9424098	1	3	6	15
33	RACE, THRUST, BEARING.....	6837562	1	3	6	15
34	SHAFT ASSY, MAIN.....	6834684	1	1	2	4

CONTINUED ON NEXT PAGE

* SERVICED AS AN ASSY - NOT AS A DETAIL PART

** SERVICED ONLY AS DETAIL PARTS - NOT AVAILABLE AS AN ASSEMBLY

08-01-85

COPYRIGHT 1985 GENERAL MOTORS CORP.

GROUP B CONT
GEAR UNIT AND MAIN SHAFT, FIGURE 12-1

REF NO	NOMENCLATURE	PART NO	REQ	RECOMMENDED SPARES FOR UNITS		
				1-25	26-50	51-200
35	PLUG, LUBE ORIFICE, USED PRIOR TO S/N..... 15718. COPPER-PLATED WITH A CONVEX O.D. OF .335-.340 AND A CONCAVE O.D. OF .345-.359.	6758391	1	2	4	8
35	PLUG, ORIFICE, USED STARTING WITH S/N 15718 BLACK WITH A CONVEX O.D. OF .360-.365 AND A CONCAVE O.D. OF .379-.384.	6883707	1	2	4	8
36	SHAFT, MAIN.....	6834323	1			
37-39	NOT USED IN THIS GROUP					
40	GEAR, SUN, REAR PLANETARY.....	6837472	1	1	2	4
41	RING, SNAP, EXTERNAL.....	6834574	1	3	6	15
42	CARRIER ASSY, REAR PLANETARY.....	6837501	1	1	2	6
43	PIN, REAR PLANETARY PINION.....	6837478	4	8	16	48
44	CARRIER, REAR PLANETARY.....	6837487	1	1	2	6
45	WASHER, THRUST, PINION, BRONZE.....	6839511	8	16	32	96
46	WASHER, THRUST, PINION, STEEL.....	6837630	8	16	32	96
47	PINION, REAR PLANETARY, MATCHED SET OF 4..... PINIONS	6839996	1	2	4	12
48	BEARING, NEEDLE ROLLER.....	6837599	4	8	16	48
49-61	NOT USED IN THIS GROUP					
62	RING, SNAP, INTERNAL.....	6834575	1	3	6	15

GROUP C
GEAR UNIT AND MAIN SHAFT, FIGURE 12-1
SAME AS GROUP B, EXCEPT FOR PARTS LISTED BELOW

1	GEAR UNIT AND MAIN SHAFT ASSY, NOT SERVICED..... AS AN ASSEMBLY, ORDER DETAIL PARTS	6837486 **	1			
34-36	NOT USED IN THIS GROUP					
37	SHAFT ASSY, MAIN.....	6837484	1	1	2	4
38	PLUG, LUBE ORIFICE, USED PRIOR TO S/N 15718..... COPPER-PLATED WITH A CONVEX O.D. OF .335-.340 AND A CONCAVE O.D. OF .354-.359	6758391	1	2	4	8
38	PLUG, ORIFICE, USED STARTING WITH..... S/N 15718. BLACK WITH A CONVEX O.D. OF .360-.365 AND A CONCAVE O.D. OF .379-.384.	6883707	1	2	4	8
39	SHAFT, MAIN.....	6837474 *	1			
41-48	NOT USED IN THIS GROUP					
49	CARRIER ASSY, REAR PLANETARY.....	6882722	1	1	2	6
50	PIN, REAR PLANETARY PINION.....	6837478	4	8	16	48
51	CARRIER AND BUSHING ASSY, REAR PLANETARY.....	6882723	1	1	2	6
52	BUSHING.....	6835322 *	1	2	4	8
53	WASHER, THRUST, PINION, BRONZE.....	6839511	8	16	32	96
54	WASHER, THRUST, PINION, STEEL.....	6837630	8	16	32	96
55	PINION, REAR PLANETARY, MATCHED SET OF..... 4 PINIONS	6839996	1	2	4	12
56	BEARING, NEEDLE ROLLER.....	6837599	4	8	16	48
57	RACE, THRUST BEARING.....	9432124	1	3	6	15
58	BEARING ASSY, ROLLER.....	9424098	1	3	6	15
59	RACE, THRUST, BEARING.....	6837562	1	3	6	15
60	GEAR, SUN, LOW PLANETARY.....	6837473	1	1	2	24
61	RING, SNAP, EXTERNAL.....	6834574	1	3	6	15
62	RING, SNAP, INTERNAL.....	6834575	1	3	6	15

* SERVICED AS AN ASSY - NOT AS A DETAIL PART

* SERVICED ONLY AS DETAIL PARTS - NOT AVAILABLE AS AN ASSEMBLY

GROUP D
GEAR UNIT AND MAIN SHAFT, FIGURE 12-1

SAME AS GROUP B, EXCEPT FOR PARTS LISTED BELOW

REF NO	NOMENCLATURE	PART NO	REQ	RECOMMENDED SPARES FOR UNITS		
				1-25	26-50	51-200
1	GEAR UNIT AND MAIN SHAFT ASSY. NOT SERVICED	6883318 **	1			
	AS AN ASSEMBLY ORDER DETAIL PARTS					
34-36	NOT USED IN THIS GROUP					
37	SHAFT ASSY, MAIN	6837484	1	1	2	4
38	PLUG, LUBE ORIFICE.....	6758391	1	2	4	8
39	SHAFT, MAIN.....	6837474 *	1			
41-48	NOT USED IN THIS GROUP					
49	CARRIER ASSY, REAR PLANETARY	6882722	1	1	2	6
50	PIN, REAR PLANETARY PINION	6837478	4	8	16	48
51	CARRIER AND BUSHING, REAR PLANETARY	6882723	1	1	2	6
52	BUSHING	16835322 *	1			
53	WASHER, THRUST, PINION, BRONZE.....	16839511	8	16	32	96
54	WASHER, THRUST, PINION, STEEL	6837630	8	16	32	96
55	PINION, REAR PLANETARY, MATCHED SET OF	6839996	1	2	4	12
	4-PINIONS					
56	BEARING, NEEDLE ROLLER	6837599	4	8	16	48
57	RACE, THRUST BEARING	9432124	1	3	6	15
58	BEARING ASSY, ROLLER	9424098	1	3	6	15
59	RACE, THRUST BEARING	9432125	1	3	6	15
60	GEAR, SUN, LOW PLANETARY.....	6881968	1	1	2	4
61	RING, SNAP, EXTERNAL.....	6834574	1	3	6	15
62	RING, SNAP, INTERNAL.....	6834575	1	3	6	15

* SERVICED AS AN ASSY - NOT AS A DETAIL PART

** SERVICED ONLY AS DETAIL PARTS - NOT AVAILABLE AS AN ASSEMBLY

TRANSMISSION HOUSING, OIL FILTER AND OIL PAN SECTION

TO FIND DETAIL PARTS FOR YOUR ALLISON AUTOMATIC TRANSMISSION, TURN TO
THE GROUP LISTED OPPOSITE THE ASSEMBLY PART NUMBER OF YOUR TRANSMISSION.

A/N*	MODEL	GROUP	A/N*	MODEL	GROUP
6835534	HT 740D	A	6880083	HT 750DRD	B
6838065	HT 740D	A	6880106	HT 740D	A
6838066	HT 740D	A	6880107	HT 740D	A
6838067	HT 740D	A	6880182	HT 750CRD	B
6838075	HT 740D	A	6880243	HT 750DRD	B
6838280	HT 750DRD	B	6880248	HT 750CRD	B
6838282	HT 750CRD	B	6880275	HT 750CRD	B
6838355	HT 750DRD	B	6880284	HT 750DRD	B
6838517	HT 740D	A	6880285	HT 750DRD	B
6838571	HT 740D	A	6880363	HT 750DRD	C
6838683	HT 740D	A	6880364	HT 750DRD	C
6838697	HT 740D	A	6880367	HT 740D	A
6839073	HT 750CRD	B	6880393	HT 750DRD	B
6839074	HT 750CRD	B	6880396	HT 750CRD	B
6839246	HT 750CRD	B	6880408	HT 740D	A
6839411	HT 750CRD	B	6880409	HT 740D	A
6839412	HT 740D	A	6880411	HT 750DRD	B
6839439	HT 740D	A	6880435	HT 740D	A
6839440	HT 740D	A	6880447	HT 750CRD	B
6839441	HT 750CRD	B	6880475	HT 750DRD	B
6839474	HT 750DRD	B	6880485	HT 750CRD	B
6839475	HT 750DRD	B	6880587	HT 740D	A
6839498	HT 750CRD	B	6880688	HT 750CRD	B
6839500	HT 750DRD	B	6880712	HT 750CRD	B
6839518	HT 750CRD	B	6880722	HT 750CRD	B
6839519	HT 740D	A	6880723	HT 7400D	A
6839520	HT 740D	A	6880738	HT 750CRD	B
6839568	HT 740D	A	6880739	HT 750CRD	F
6839590	HT 750CRD	B	6880740	HT 750CRD	F
6839596	HT 750DRD	B	6880748	HT 750DRD	B
6839623	HT 750DRD	B	6880803	HT 750DRD	B
6839668	HT 750DRD	B	6880825	HT 740D	A
6839669	HT 750ORD	B	6880865	HT 740D	A
6839670	HT 750ORD	B	6880871	HT 750CRD	F
6839674	HT 740D	A	6880910	HT 750CRD	F
6839750	HT 750CRD	B	6880919	HT 750CRD	B
6839823	HT 750CRD	B	6880920	HT 750DRD	B
6839824	HT 740D	A	6880930	HT 750DRD	B
6839906	HT 7400D	A	6880968	HT 750DRD	B
6839922	HT 750ORD	B	6880969	HT 750CRD	B
6839923	HT 750DRD	B	6880970	HT 740D	D
6839924	HT 750DRD	B	6881023	HT 740D	A
6839932	HT 750CRD	B	6881054	HT 740D	A
6839933	HT 750DRD	B	6881055	HT 740D	A
6839993	HT 740D	A	6881059	HT 740D	A
6880041	HT 750CRD	B	6881120	HT 750CRD	B
6880042	HT 750ORD	B	6881140	HT 740D	A
6880046	HT 740D	A	6881151	HT 750CRD	B
6880047	HT 750CRD	B	6881156	HT 750DRD	B
6880081	HT 750CRD	B	6881166	HT 740D	A

CONTINUED ON NEXT PAGE

* A/N* - ASSEMBLY NUMBER - FOUND ON YOUR TRANSMISSION NAMEPLATE

TRANSMISSION HOUSING, OIL FILTER AND OIL PAN SECTION

TO FIND DETAIL PARTS FOR YOUR ALLISON AUTOMATIC TRANSMISSION, TURN TO THE GROUP LISTED OPPOSITE THE ASSEMBLY PART NUMBER OF YOUR TRANSMISSION.

A/N*	MODEL	GROUP	A/N*	MODEL	GROUP
6881167	HT 750CRD	B	6881312	HT 750DRM	B
6881168	HT 750CRD	B	6881313	HT 750DRD	B
6881169	HT 750CRD	B	6881314	HT 750DRD	B
6881191	HT 740D	A	6881315	HT 750DRD	B
6881192	HT 750DRD	B	6881316	HT 750DRD	B
6881193	HT 740D	A	6881317	HT 750DRD	B
6881194	HT 740D	A	6881318	HT 750DRD	B
6881195	IIT 740D	A	6881319	HT 750DRD	B
6881196	HT 740D	A	6881520	HT 750DRD	B
6881197	HT 750CRD	B	6881321	HT 750DRD	B
6881198	HT 740D	A	6881322	HT 740D	A
6881199	HT 740D	A	**6881322B	HT 740D	A
6881200	HT 7400	A	6881323	HT 740D	A
6881201	HT 7400	A	**68813238	HT 740D	A
6881202	HT 750CRD	B	6881324	HT 740D	A
6881203	HT 750CRD	B	**6881324B	HT 740D	A
6881204	HT 750CRD	B	6881325	HT 740D	A
6881205	HT 750CRD	B	**68813258	HT 740D	A
6881213	HT 740D	A	6881326	HT 740D	A
6881263	HT 7400	A	6881327	HT 740D	A
6881266	HT 740D	A	6881329	HT 740D	A
6881267	HT 750DRD	B	6881330	HT 740D	A
6881268	HT 750DRD	B	6881331	HT 740D	A
6881288	HT 740D	A	6881332	HT 740D	A
6:81789	IIT 740D	A	6881333	HT 740D	A
6881292	HT 750CRD	B	6881334	HT 740D	A
**6881292B	HT 750CRD	B	6881335	HT 740D	A
6881293	HT 750CRD	B	68813358	HT 740D	A
6881294	HT 750CRD	B	6881336	HT 740D	A
6881295	H1 750CRD	B	6881337	HT 740D	A
**68812958	HT 750CRD	B	6881338	HT 740D	A
6881296	HT 750CRD	B	6881339	HT 750DRD	F
**6881296B	HT 750CRD	B	6881340	HT 750DRD	C
6881297	HT 750CRD	B	6881341	HT 750DRD	B
**6881297B	HT 750CRD	B	6881342	HT 750DRD	B
6881299	HT 750CRD	B	6881343	HT 750DRD	B
6881300	HT 750CRD	B	6881344	HT 750CRD	F
6881301	HT 750CRD	B	6881345	HT 750CRD	F
6881302	HT 750CRD	B	6881346	HT 750CRD	F
**688 1302B	HT 750CRD	B	6881347	HT 750CRD	F
6881303	HT 750CRD	B	6881348	HT 740D	E
**68813035	IIT 750CRD	B	6881349	HT 740D	A
6881304	HT 750CRD	B	6881350	HT 740D	A
6n881305	HT 750CRD	B	**6881350B	HT 740D	A
6881306	HT 750CRD	B	6881351	HT 740D	A
6881307	HT 750DRD	B	**6881351B	HT 740D	A
6881308	HT 750DRD	B	6881361	HT 750DRD	C
6881309	HT 750DRD	B	6881408	HT 750CRD	B
6881310	HT 750DRD	B	6881419	HT 740D	A
6881311	HT 750DRD	B			

CONTINUED ON NEXT PAGE

* A/N* - ASSEMBLY NUMBER - FOUND ON YOUR TRANSMISSION NAMEPLATE

** SEE SPI 15TR75

TRANSMISSION HOUSING, OIL FILTER AND OIL PAN SECTION

TO FIND DETAIL PARTS FOR YOUR ALLISON AUTOMATIC TRANSMISSION, TURN TO
THE GROUP LISTED OPPOSITE THE ASSEMBLY PART NUMBER OF YOUR TRANSMISSION.

A/N*	MODEL	GROUP	A/N*	MODEL	GROUP
**6881419B	HT 740D	A	6882086	HT 7400D	A
6881420	HT 740D	A	**6882086B	HT 7400	A
6881421	HT 750DRD	B	6882087	HT 7400	A
6881430	HT 740D	A	**6882087B	HT 7400D	A
6881431	HT 740D	A	6882088	HT 7400D	A
6881437	HT 740D	A	**6882088B	HT 7400D	A
6881445	HT 750DRD	C	6882089	HT 7400	A
6881447	HT 750DRD	C	**6882089B	HT 7400	A
6881448	HT 750DRD	C	6882090	HT 7400	D
6881449	HT 750CRD	B	**6882090B	HT 7400	D
6881452	HT 740D	A	6882094	HT 750CRD	B
6881453	HT 750CRD	F	6882104	HT 7400D	A
6881531	HT 740D	A	**6882104B	HT 7400	A
6881532	HT 750DRD	C	6882159	HT 750CRD	B
6881548	HT 750DRD	B	6882161	HT 750DRD	B
6881655	HT 740D	A	6882163	HT 7400	M
6881707	HT 740D	A	6882164	HT 7400D	M
6881708	HT 740D	A	6882165	HT 740D	M
6881709	HT 740D	A	6882166	HT 7400	M
6881710	HT 740D	A	6882167	HT 740D	M
6881711	HT 740D	A	6882168	HT 7400	M
6881712	HT 740D	A	6882169	HT 7400	M
6881713	HT 740D	A	6882170	HT 7400	M
6881714	HT 740D	A	6882171	HT 7400D	M
6881849	HT 740D	D	6882172	HT 7400	M
**6881849B	HT 740D	D	6882173	HT 7400	M
6881864	HT 750DRD	F	6882174	HT 7400	M
6881865	HT 750DRD	F	6882175	HT 7400	M
6881872	HT 750DRD	F	6882176	HT 740D	M
6881873	HT 750DRD	B	6882177	HT 7400	M
6881880	HT 750DRD	B	6882178	HT 7400	M
6881890	HT 750CRD	F	6882179	HT 750CRD	N
6881949	HT 740D	A	6882180	HT 750CRD	N
6881950	HT 750DRD	C	6882181	HT 750CRD	N
6881951	HT 750DRD	F	6882182	HT 750CRD	N
6881957	HT 740D	A	6882183	HT 750CRD	N
6882070	HT 740D	D	6882184	HT 750CRD	N
**68820708	HT 740D	D	6882185	HT 750CRD	N
6882080	HT 740D	A	6882186	HT 750CRD	M
**6882080B	HT 740D	A	6882187	HT 750CRD	N
6882081	HT 740D	A	6882188	HT 750CRD	N
**6882081B	HT 740D	A	6882189	HT 750CRD	N
6882082	HT 740D	A	6882190	HT 7400	A
**6882082B	HT 740D	A	6882259	HT 750DRD	B
6882083	HT 740D	A	6882268	HT 740D	D
**68820838	HT 740D	A	6882270	HT 7400	E
6882084	HT 740D	A	6882271	HT 740D	H
**6882084B	HT 740D	A	6882272	HT 7400D	M
6882085	HT 740D	A	6882273	HT 740D	M
**6882085B	HT 740D	A	6882274	HT 740D	M

CONTINUED ON NEXT PAGE

* A/N* - ASSEMBLY NUMBER - FOUND ON YOUR TRANSMISSION NAMEPLATE

** SEE SPI 15TR75

TRANSMISSION HOUSING, OIL FILTER AND OIL PAN SECTION

TO FIND DETAIL PARTS FOR YOUR ALLISON AUTOMATIC TRANSMISSION, TURN TO THE GROUP LISTED OPPOSITE THE ASSEMBLY PART NUMBER OF YOUR TRANSMISSION.

A/N*	MODEL	GROUP	A/N*	MODEL	GROUP
6882275	HT 740D	M	6882449	HT 740D	A
6882276	HT 750CRD	N	6882450	HT 740D	A
6882277	HT 750CRD	N	6882451	HT 740D	A
6882278	HT 750CRD	N	6882452	HT 740D	A
6882279	HT 750CRD	N	6882453	HT 740D	A
6882280	HT 750CRD	N	6882454	HT 740D	H
6882281	HT 750CRD	N	6882455	HT 750CRD	B
6882298	HT 750DRD	B	6882456	HT 750CRD	B
6882329	HT 750CRD	B	6882457	HT 750CRD	B
6882340	HT 750CRD	F	6882458	HT 750CRD	B
6882341	HT 750DRD	F	6882459	HT 750CRD	B
6882346	HT 740D	A	6882460	HT 750CRD	B
6882411	HT 740D	L	6882461	HT 750CRD	B
6882412	HT 740D	L	6882462	HT 750CRD	B
6882413	HT 740D	A	6882463	HT 750CRD	B
6882414	HT 740D	H	6882464	HT 750CRD	B
6882415	HT 740D	H	6882465	HT 750CRD	B
6882416	HT 740D	A	6882466	HT 750CRD	B
6882417	HT 740D	A	6882467	HT 750CRD	B
6882418	HT 740D	A	6882468	HT 750CRD	B
6882419	HT 740D	A	6882469	HT 750CRD	B
6882420	HT 740D	A	6882470	HT 750CRD	B
6882421	HT 740D	A	6882471	HT 750CRD	B
6882422	HT 740D	A	6882472	HT 750CRD	C
6882423	HT 740D	A	6882473	HT 750CRD	C
6882424	HT 740D	A	6882474	HT 750CRD	C
6882425	HT 740D	A	6882475	HT 750CRD	C
6882426	HT 740D	A	6882476	HT 750CRD	C
6882427	HT 740D	A	6882477	HT 750DRD	J
6882428	HT 740D	A	6882478	HT 750DRD	J
6882429	HT 740D	A	6882479	HT 750DRD	J
6882430	HT 740D	H	6882480	HT 750DRD	J
6882431	HT 740D	A	6882481	HT 750DRD	J
6882432	HT 740D	H	6882482	HT 750DRD	J
6882433	HT 740D	H	6882483	HT 750DRD	J
6882434	HT 740D	A	6882484	HT 750DRD	J
6882435	HT 740D	A	6882485	HT 750DRD	J
6882436	HT 740D	A	6882486	HT 750DRD	J
6882437	HT 740D	A	6882487	HT 750DRD	K
6882438	HT 740D	A	6882488	HT 750DRD	J
6882439	HT 740D	A	6882489	HT 750DRD	J
6882440	HT 740D	A	6882490	HT 750DRD	J
6882441	HT 740D	H	6882491	HT 750DRD	J
6882442	HT 740D	A	6882492	HT 750DRD	K
6882443	HT 740D	A	6882493	HT 750DRD	K
6882444	HT 740D	A	6882494	HT 750DRD	K
6882445	HT 740D	A	6882495	HT 750DRD	J
6882446	HT 740D	A	6882496	HT 750DRD	J
6882447	HT 740D	A	6882497	HT 750DRD	J
6882448	HT 740D	A	6882498	HT 750DRD	J

CONTINUED ON NEXT PAGE

* A/N* - ASSEMBLY NUMBER - FOUND ON YOUR TRANSMISSION NAMEPLATE

TRANSMISSION HOUSING, OIL FILTER AND OIL PAN SECTION

TO FIND DETAIL PARTS FOR YOUR ALLISON AUTOMATIC TRANSMISSION, TURN TO THE GROUP LISTED OPPOSITE THE ASSEMBLY PART NUMBER OF YOUR TRANSMISSION.

A/N*	MODEL	GROUP	A/N*	MODEL	GROUP
6882499	HT 750DRD	J	6883329	HT 750CRD	B
6882500	HT 750DRD	J	6883334	HT 740FS	A
6882501	HT 750DRD	J	6883452	HT 7400D	H
6882502	HT 750DRD	J	6883462	HT 740D	L
6882503	HT 750DRD	K	6883463	HT 750DRD	J
6882504	HT 750DRD	K	6883509	HT 750DRD	K
6882547	HT 750DOR	F	6883510	HT 750DRD	J
6882568	HT 750CRD	B	6883526	HT 7400	A
6882570	HT 750DRD	B	6883535	HT 750DRD	C
6882571	HT 740D	A	6883583	HT 740D	A
6882582	HT 750DRD	G	6883597	HT 750DRP	K
6882585	HT 740D	A	6883624	HT 750DRD	J
6882590	HT 740D	A	6883626	HT 750CRD	e
6882597	HT 740D	A	6883646	HT 750DRD	K
6882626	HT 740D	A	6883652	HT 740D	L
6882647	HT 740D	A	6883653	HT 750CRD	C
6882695	HT 750DRD	J	6883654	HT 750CRD	C
6882704	HT 740D	L	6883664	HT 750CRD	C
6882705	HT 740D	L	6883679	HT 740D	A
6882706	HT 740D	L	6883692	HT 740D	A
6882726	HT 740D	A	6883699	HT 750DRP	J
6882744	HT 740FS	M	6883700	HT 750DRD	B
6883024	HT 750DRD	C	6883706	HT 740FS	A
6883043	HT 750CRD	F	6883722	HT 7400	M
6883073	HT 740D	L	6883793	HT 740D	A
6883075	HT 740D	L	6883806	HT 7400	A
6883077	HT 750DRD	F	6883807	HT 750CRD	6
6883095	HT 740D	L	6883822	HT 750DRD	J
6883122	HT 750CRD	C	6883859	HT 7H001	K
6883124	HT 750DRD	F	6883869	HT 7400	L
6883154	HT 750DRD	K	6883870	HT 740D	H
6883170	HT 750DRD	J	6883890	HT 7400	A
6883188	HT 750DRD	K	6883895	HT 7400	A
6883191	HT 740D	A	6883897	HT 7400	L
6883222	HT 740D	A	6883907	HT 7501	F
6883231	HT 740D	L	6883911	HT 7500R0	C
6883232	HT 740D	L	6883912	HT 7400	L
6883233	HT 740D	L	6883913	HT 750DRO	K
6883234	HT 740D	L	6883933	HT 7400	L
6883235	HT 740D	L	6883934	HT 70CMD	
6883237	HT 740D	L	6883952	HT 750DRD	K
6883240	HT 740FS	A	6883953	HT 750DRD	P
6883243	HT 740FS	A	6883972	HT 750CRD	B
6883244	HT 740FS	H	6883973	HT 750CRD	C
6883245	HT 740FS	A	6883975	HT 750CRD	C
6883246	HT 740FS	H	6883976	HT 740FS	Q
6883260	HT 750DRD	J	6883994	HT 740D	R
6883302	HT 740D	L	6884007	HT 750DRD	J
6883315	HT 740D	A	6884077	HT 740D	L
6883316	HT 750CRD	B	6884091	HT 750CRD	B

CONTINUED ON NEXT PAGE

* A/N* - ASSEMBLY NUMBER - FOUND ON YOUR TRANSMISSION NAMEPLATE

TRANSMISSION HOUSING, OIL FILTER AND OIL PAN SECTION

TO FIND DETAIL PARTS FOR YOUR ALLISON AUTOMATIC TRANSMISSION, TURN TO THE GROUP LISTED OPPOSITE THE ASSEMBLY PART NUMBER OF YOUR TRANSMISSION.

A/N*	MODEL	GROUP	A/N*	MODEL	GROUP
6884119	HT 750CRD	B	6884539	HT 7400	L
6884123	HT 750CRD	B	6884540	HT 740D	A
6884124	HT 750CRD	B	6884541	HT 750CRD	B
6884125	HT 750CRD	B	6884542	HT 750CRD	B
6884194	HT 750CRD	B	6884543	HT 750CRD	C
6884195	HT 750CRD	B	6884544	HT 750CRD	C
6884257	HT 750DRD	J	6884545	HT 750CRD	C
6884267	HT 750CRD	C	6884546	HT 750CRD	C
6884268	HT 740D	A	6884547	HT 750CRD	C
6884288	HT 750DRD	J	6884548	HT 750CRD	B
6884449	HT 740D	H	6884549	HT 750CRD	B
6884452	HT 750CRD	C	6884550	HT 750CRD	B
6884453	HT 750CRD	C	6884551	HT 750CRD	C
6884454	HT 750DRD	J	6884552	HT 750CRD	B
6884456	HT 740D	H	6884553	HT 750DRD	J
6884458	HT 740D	A	6884554	HT 750DRD	J
6884459	HT 750DRD	K	6884555	HT 750DRD	J
6884460	HT 750DRD	C	6884556	HT 750DRD	J
6884475	HT 740D	A	6884557	HT 750DRD	J
6884476	HT 750CRD	B	6884558	HT 750DRD	K
6884477	HT 750DRD	J	6884559	HT 750DRD	J
6884484	HT 750DRD	J	6884560	HT 750DRD	J
6884509	HT 750DRD	J	6884561	HT 750DRD	K
6884510	HT 750DRD	J	6884562	HT 750DRD	K
6884511	HT 750CRD	B	6884563	HT 750DRD	J
6884512	HT 750CRD	B	6884564	HT 750DRD	J
6884513	HT 740D	L	6884565	HT 750DRD	J
6884514	HT 740D	A	6884566	HT 750DRD	J
6884515	HT 740D	A	6884567	HT 750DRD	K
6884516	HT 740D	A	6884568	HT 750DRD	J
6884517	HT 740D	E	6884569	HT 750DRO	K
6884518	HT 740D	A	6884571	HT 750DRD	J
6884519	HT 740D	H	6884572	HT 750DRD	J
6884520	HT 740D	A	6884573	HT 750DRD	K
6884521	HT 740D	A	6884574	HT 750DRD	J
6884522	HT 740D	A	6884575	HT 750DRD	K
6884523	HT 740D	A	6884591	HT 750CRD	B
6884524	HT 740D	H	6884685	HT 740D	A
6884525	HT 740D	L	6884686	HT 750DRD	J
6884526	HT 740D	L	6884687	HT 750DRD	S
6884527	HT 740D	L	6884695	HT 750DRD	J
6884528	HT 740D	L	6884696	HT 740D	L
6884529	HT 740D	A	6884697	HT 750CRD	B
6884530	HT 740D	A	6884698	HT 740D	A
6884533	HT 740FS	A	6884699	HT 740D	A
6884534	HT 740FS	H	6884726	HT 750DRD	J
6884535	HT 740D	A	6884729	HT 740D	A
6884536	HT 740D	A	6884796	HT 750DRD	J
6884537	HT 740D	A	6885200	HT 750DRD	K
6884538	HT 740DD	A	6885201	HT 750CRD	C

CONTINUED ON NEXT PAGE

* A/N* - ASSEMBLY NUMBER - FOUND ON YOUR TRANSMISSION NAMEPLATE

TRANSMISSION HOUSING, OIL FILTER AND OIL PAN SECTION

TO FIND DETAIL PARTS FOR YOUR ALLISON AUTOMATIC TRANSMISSION, TURN TO THE GROUP LISTED OPPOSITE THE ASSEMBLY PART NUMBER OF YOUR TRANSMISSION.

A/N*	MODEL	GROUP	A/N*	MODEL	GROUP
6885208	HT 740D	L	68853S8	HT 750DRD	J
6885209	HT 750DRD	K	6885344	HT 750CRD	B
6885214	HT 750DRD	K	6885345	HT 740D	A
6885237	HT 750DRD	K	6885356	HT 740D	A
6885238	HT 750DRD	J	6885363	HT 740D	A
6885240	HT 750DRD	K	6885367	HT 740D	T
6885241	HT 740D	A	6885368	HT 740D	A
6885242	HT 740D	L	6885369	HT 750DRD	J
6885243	HT 740FS	H	6885371	HT 740D	T
6885248	HT 750CRD	B	6885372	HT 754CRD	B
6885249	HT 750DRD	K	6885373	HT 740D	H
6885260	HT 750DRD	J	6885376	HT 750DRD	J
6885261	HT 740D	T	6885377	HT 750DRD	K
6885262	HT 740D	A	6885379	HT 750DRD	J
6885263	HT 750DRD	K	6885380	HT 750DRD	J
6885264	HT 750DRD	K	6885381	HT 750DRD	S
6885265	HT 750CRD	B	6885382	HT 750DRD	S
6885266	HT 750CRD	B	6885383	HT 750DRD	J
6885270	HT 750DRD	K	6885384	HT 740D	H
6885273	HT 7S4CRD	C	6885385	HT 740D	H
6885274	HT 750DRD	J	6885386	HT 740D	H
6885275	HT 740D	R	6885398	HT 750DRD	J
6885276	HT 750CRD	L	6885399	HT 740D	L
6885277	HT 740D	L	6885409	HT 750DRD	J
6885278	HT 740D	L	6885416	HT 750CRD	C
6885279	HT 750CRD	C	6885417	HT 740D	H
6885285	HT 740D	A	6885424	HT 750DRD	J
6885286	HT 740D	A	6885425	HT 750DRD	J
6885287	HT 740D	T	6885426	HT 754CRD	B
6885288	HT 740D	T	6885459	HT 754CRD	C
6885289	HT 740D	T	6885464	HT 750CRD	C
6885295	HT 750DRD	J	6885491	HT 740D	A
6885296	HT 750CRD	B	6885493	HT 750DRD	J
6885297	HT 750CRD	B	6885511	HT 750CRD	C
6885298	HT 740D	A	6885512	HT 740D	T
6885299	HT 740D	H	6885513	HT 740D	H
6885300	HT 740D	L	6885514	HT 740D	R
6885301	HT 740D	L	6885516	HT 754CRD	B
6885312	HT 750DRD	K	6885517	HT 754CRD	C
6885313	HT 750DRD	K	6885524	HT 740D	U
6885322	HT 740D	L	6885532	HT 740D	W
6885323	HT 750CRD	B	6885537	HT 740D	L
6885324	HT 750DRD	K	6885542	HT 754CRD	C
6885326	HT 740D	L	6885543	HT 740D	A
6885329	HT 740D	A	6885544	HT 740D	E
6885333	HT 740FS	Q	6885545	HT 740D	V
6885334	HT 750DRD	K	6885551	HT 740D	X
6885335	HT 750DRD	K	6885552	HT 740D	X
6885336	HT 750DRD	J	6885553	HT 740D	X
6885337	H1 750DRD	J	6885554	HT 740D	X

CONTINUED ON NEXT PAGE

* A/N* - ASSEMBLY NUMBER - FOUND ON YOUR TRANSMISSION NAMEPLATE

TRANSMISSION HOUSING, OIL FILTER AND OIL PAN SECTION

TO FIND DETAIL PARTS FOR YOUR ALLISON AUTOMATIC TRANSMISSION, TURN TO
THE GROUP LISTED OPPOSITE THE ASSEMBLY PART NUMBER OF YOUR TRANSMISSION.

A/N*	MODEL	GROUP	A/N*	MODEL	GROUP
6885555	HT 740D	X	6885613	HT 750DRD	Y
6885556	HT 740D	X	6885614	HT 750DRD	Y
688555/	HT 740D	X	6885615	HT 750DRD	AC
6885558	HT 740D	X	6885616	HT 740D	H
6885559	HT 740FS	W	6885617	HT 740D	Z
6885560	HT 750DRD	Y	6885648	HT 750DRD	J
6885561	HT 750DRD	Y	6885649	HT 740D	X
6885562	HT 750DRD	J	6885650	HT 754CRD	B
6885563	HT 754CRD	C	6885652	HT 750DRD	K
6885564	HT 754CRD	B	6885681	HT 740D	R
6885565	HT 740D	A	6885682	HT 750CRD	B
6885566	HT 740D	A	23010727	HT 740D	A
6885573	HT 750CRD	B	23010728	HT 750DRD	K
6885576	HT 740D	W	23010777	HT 750CRD	F
6885577	HT 740D	W	23010781	HT 750DRD	K
6885578	HT 740D	W	23010783	HT 750CRD	B
6885579	HT 740D	W	23010786	HT 750CRD	B
6885580	HT 740D	W	23010788	HT 740D	R
6885581	HT 740FS	Z	23010789	HT 750DRD	K
6885582	HT 740D	W	23010790	HT 750CRD	B
6885583	HT 740D	W	23010791	HT 740D	AD
6885584	HT 740D	A	23010798	HT 750CRD	B
6885585	HT 740D	W	23010801	HT 740D	H
6885586	HT 740D	W	23010802	HT 750DRD	AB
6885587	HT 740D	W	23010803	HT 750DRD DB	AB
6885588	HT 740D	W	23010813	HT 740D	Z
6885589	HT 740D	W	23010832	HT 750DRD DB	AC
6885590	HT 754CRD	AA	23010833	HT 750DRD DB	Y
6885591	HT 754CRD	AA	23010835	HT 740D	Z
6885592	HT 754CRD	AA	23010837	HT 754CRD	AA
6885593	HT 754CRD	AB	23010842	HT 750DRD DB	Y
6885594	HT 754CRD	AB	23010844	HT 740D	W
6885595	HT 754CRD	AB	23010845	HT 740D	W
6885596	HT 754CRD	AB	23010846	HT 750DRD	AC
6885597	HT 750DRD	Y	23010863	HT 740D	W
6885598	HT 750DRD	Y	23010864	HT 754CRD	AB
6885599	HT 750DRD	Y	23010865	HT 750DRD DB	Y
6885600	HT 750DRD	Y	23010867	HT 750DRD	AC
6885601	HT 750DRD	Y	23010870	HT 750DRD	Y
6885602	HT 750DRD	AC	23010873	HT 740D	W
6885603	HT 750DRD	AC	23010874	HT 740FS	AE
6885604	HT 750DRD	Y	23010875	HT 740D	X
6885605	HT 750DRD	Y	23010876	HT 740D	X
6885606	HT 750DRD	Y	23010877	HT 754CRD	AB
6885607	HT 750DRD	Y	23010878	HT 754CRD	AB
6885608	HT 750DRD	AC	23010879	HT 750DRD	Y
6885609	HT 750DRD	AC	23010880	HT 750DRD	AC
6885610	HT 750DRD	Y	23010881	HT 740D	W
6885611	HT 750DRD	AC	23010882	HT 740D	W
6885612	HT 750DRD	AC	23010883	HT 754CRD	AB

CONTINUED ON NEXT PAGE

* A/N* - ASSEMBLY NUMBER - FOUND ON YOUR TRANSMISSION NAMEPLATE

TRANSMISSION HOUSING, OIL FILTER AND OIL PAN SECTION

TO FIND DETAIL PARTS FOR YOUR ALLISON AUTOMATIC TRANSMISSION, TURN TO THE GROUP LISTED OPPOSITE THE ASSEMBLY PART NUMBER OF YOUR TRANSMISSION.

A/N*	MODEL	GROUP	A/N*	MODEL	GROUP
23010884	HT 754CRD	AA	23011407	HT 740D	AE
23010885	HT 750DRD	AC	23011412	HT 750DRD	Y
23010886	HT 750DRD	Y	23011413	HT 740D	W
23010887	HT 754CRD	AB	23011427	HT 750DRD	Y
230108838	HT 750DRD	Y	23011428	HT 750DRD	Y
23010889	HT 754CRD	M	23011430	HT 754CRD	AB
23010891	HT 740D	Z	23011432	HT 754CRD	AB
23010892	HT 740D	Z	23011434	HT 750DRD	Y
23010898	HT 750DRD	Y	23011435	HT 750DRD	AC
23010899	HT 750DRD	Y	23011438	HT 750DRD	AC
23010901	HT 740D	W	23011447	HT 750DRD	AC
23010902	HT 740D	Z	23011459	HT 754CRD	M
23010905	HT 750DRD	Y	23011469	HT 740D	X
23010906	HT 750DRD	AC	23011495	HT 740D	Z
23010918	HT 740D	X	23011506	HT 754CRD	M
23010919	HT 740D	W	23011508	HT 754CRD	AB
23010920	HT 740D	Z	23011509	HT 750DRD	Y
23010921	HT 750CRD	AB	23011510	HT 750DRD	AC
23010922	HT 754CRD	AB	23011519	HT 740D	X
23010923	HT 750DRD	AC	23011532	HT 754CRD	AA
23010935	HT 750DRD	AC	23011544	HT 740D	W
23010936	HT 740D	X	23011556	HT 740D	W
23010937	HT 754CRD	AB	23011557	HT 740D	X
23010938	HT 754CRD	AA	23011566	HT 750DRD	Y
23010939	HT 754CRD	X	23011567	HT 750DRD DB	J
23010940	HT 754CRD	AA	23011569	HT 754CRD	AA
23010958	HT 750DRD	Y	23011573	HT 754CRD	AB
23010963	HT 740D	X	23011587	HT 754CRD	AB
23010965	HT 750DRD	AC	23011588	HT 750DRD	B
23010966	HT 750DRD	Y	23011589	HT 750DRD	B
23010967	HT 750DRD	Y	23011591	HT 740D	X
23010968	HT 750DRD	Y	23011592	HT 754CRD	AA
23010969	HT 740D	Z	23011850	HT 750DRD	AC
23010975	HT 740D	AE	23011852	HT 740D	Z
23010976	HT 750DRD	Y	23012022	HT 750DRD DB	Y
23010977	HT 750DRD	AC	23012050	HT 750DRD DB	Y
23010989	HT 740D	Z	23012053	HT 740D	W
23011306	HT 750DRD	Y	23012069	HT 754CRD	AA
23011309	HT 750DRD	Y	23012087	HT 754CRD	AB
23011334	HT 754CRD	AB	23012088	HT 740D	Z
23011335	HT 750DRD	Y	23012095	HT 750DRD	AC
23011338	HT 740D	A	23012096	HT 750DRD DB	AC
23011341	HT 750DRD	Y	23012097	HT 750DRD DB	AC
23011343	HT 740D	H	23012098	HT 750DRD DB	Y
23011349	HT 740D	X	23012099	HT 750DRD DB	Y
23011389	HT 754CRD	AB	23012110	HT 750DRD	Y
23011391	HT 740D	W	23012114	HT 740D	W
23011394	HT 750DRD	Y	23012135	HT 740D	A
23011396	HT 750DRI	R	23012139	HT 750DRD	AC
23011405	HT 750DRD	Y	23012140	HT 740D	W

CONTINUED ON NEXT PAGE

* A/N* - ASSEMBLY NUMBER - FOUND ON YOUR TRANSMISSION NAMEPLATE

TRANSMISSION HOUSING, OIL FILTER AND OIL PAN SECTION

TO FIND DETAIL PARTS FOR YOUR ALLISON AUTOMATIC TRANSMISSION, TURN TO THE GROUP LISTED OPPOSITE THE ASSEMBLY PART NUMBER OF YOUR TRANSMISSION.

A/N*	MODEL	GROUP	A/N*	MODEL	GROUP
23012141	HT 754CRD	AR	23012756	HT 740D	Z
23012171	HT 754CRD	AR	23012757	HT 754CRD	AB
23012172	HT 754CRD	AR	23012767	HT 740D	W
23012193	HT 754CRD	AR	23012768	HT 754CRD	AB
23012200	HT 754CRD	M	23012770	HT 740D	X
23012214	HT 740D	X	23014331	HT 740D	H
23012215	HT 740D	X	23014332	HT 747D	AL
23012220	HT 754CRD	AB	23014333	HT 750DRD	Y
23012246	HT 750DRD	Y	23014334	HT 754CRD	M
23012256	HT 750DDRD DB	Y	23014344	HT 750DRD	Y
23012259	HT 750DRD	Y	23014345	HT 754CRD	AA
23012315	HT 754CRD	C	23014424	HT 750DRD DB	Y
23012316	HT 754CRD	C	23014435	HT 740D	Z
23012321	HT 740D	X	23014436	HT 754CRD	AA
23012322	HT 740D	X	23014445	HT 750DRD	Y
23012326	HT 747D	H	23014463	HT 750DRD	Y
23012327	HT 740D	W	23014475	HT 754CRD	AB
23012363	HT 750DRD	Y	23014476	HT 754CRD	AB
23012364	HT 750DRD	Y	23014477	HT 740D	W
23012381	HT 754CRD	AB	23014478	HT 740D	W
23012419	HT 740D	Z	23014492	HT 754CRD	AB
23012420	HT 740D	X	23014498	HT 740D	A
23012421	HT 750CRD	Y	23014499	HT 750DRD	K
23012422	HT 740D	W	23014500	HT 754CRD	AB
23012427	HT 750DRD	Y	23014502	HT 750DRD	AC
23012436	HT 740D	X	23014505	HT 750DRD	Y
23012449	HT 740D	H	23014508	HT 750DRD	Y
23012450	HT 7500DRD	AC	23014526	HT 750DRD	AD
23012471	HT 747D	Z	23014529	HT 740D	W
23012474	HT 740D	W	23014530	HT 750DRD	Y
23012475	H1 747D	Z	23014539	HT 7400D	W
23012476	HT 740D	W	23014541	HT 750DRD	Y
23012503	HT 754CRD	B	23014545	HT 754CRD	AA
23012504	HT 750DRD	Y	23014553	HT 740D	A
23012505	HT 7400D	Z	23014555	HT 740D	X
23012589	HT 750DRD	Y	23014587	HT 754CRD	AB
23012590	HT 750DRD	AC	23014588	HT 754CRD	AB
23012591	HT 740D	AF	23014643	HT 754CRD	B
23012594	HT 740D	W	23014645	HT 740D	W
23012595	HT 750DRD DB	Y	23014654	HT 750DRD	AC
23012649	HT 740D	E	23014658	HT 740D	A
23012684	HT 750DRD	Y	23014661	HT 750DRD	Y
23012690	HT 754CRD	AA	23014670	HT 750DRD	Y
23012691	HT 740D	X	23014684	HT 754CRD	AB
23012698	HT 750DRD	Y	23014691	HT 754CRD	AB
23012699	HT 750DRD	AC	23014700	HT 754CRD	AB
23012700	HT 750DRD	Y	23014913	HT 750DRD	AC
23012703	HT 740D	Z	23014937	HT 747	W
23012704	H1 740D	W	23014941	HT 747	W
23012745	HT 750DRD	Y	23014929	HT 750DRD	Y

CONTINUED ON NEXT PAGE

* A/N* - ASSEMBLY NUMBER - FOUND ON YOUR TRANSMISSION NAMEPLATE

TRANSMISSION HOUSING, OIL FILTER AND OIL PAN SECTION

TO FIND DETAIL PARTS FOR YOUR ALLISON AUTOMATIC TRANSMISSION, TURN TO THE GROUP LISTED OPPOSITE THE ASSEMBLY PART NUMBER OF YOUR TRANSMISSION.

A/N*	MODEL	GROUP	A/N*	MODEL	GROUP
23014964	HT 747D	H	23019204	HT 740D	W
23014983	HT 754CRD	AA	23019252	HT 740D	X
23014990	HT 754CRD	AA	23019255	HT 740D	W
23015009	HT 754CRD	AB	23019256	HT 740D	W
23015010	HT 750DRD	Y	23019257	HT 740D	X
23015028	HT 754CRD	AK	23019258	HT 740D	AE
23015032	HT 750DRD	Y	23019259	HT 740D	W
23015058	HT 747D	A	23019260	HT 740D	X
23015066	HT 754CRD	AB	23019261	HT 740D	W
23015074	HT 747D	A	23019262	HT 740D	X
23015104	HT 747D	W	23019263	HT 740D	X
23015137	HT 750DRD	AC	23019264	HT 740D	Z
23015142	HT 740D	AH	23019265	HT 740D	X
23015152	HT 740D	Z	23019266	HT 740D	W
23015153	HT 750DRD	Y	23019267	HT 740D	X
23015177	HT 747D	AJ	23019268	HT 740D	Z
23015199	HT 750DRD DB	J	23019269	HT 740D	W
23015206	HT 750DRD	Y	23019270	HT 740D	X
23015214	HT 740D	W	23019271	HT 740D	W
23015215	HT 750DRD	AC	23019272	HT 740D	W
23015216	HT 754CRD	B	23019273	HT 740D	W
23015222	HT 754CRD	AB	23019274	HT 740D	W
23015248	HT 750DRD	Y	23019275	HT 740D	W
23015251	HT 750DRD	AC	23019276	HT 740D	X
23019050	HT 740D	A	23019277	HT 740FS	W
23019052	HT 747D	A	23019278	HT 740D	X
23019057	HT 754CRD	AK	23019279	HT 740D	AE
23019099	HT 750DRD	Y	23019313	HT 740FS	Z
23019100	HT 750DRD	Y	23019314	HT 740D	Z
23019101	HT 754CRD	AA	23019330	HT 750DRD	Y
23019107	HT 750DRD	AC	23019338	HT 750DRD	Y
23019149	HT 750DRD	Y	23019344	HT 747D	AJ
23019168	HT 750DRD	Y	23019350	HT 747D	AM
23019174	HT 740D	A	23019605	HT 740D	W
23019175	HT 740D	Z	23019646	HT 754CRD	AB
23019176	HT 740D	W	23019647	HT 740D	W
23019177	HT 740D	H	2301%9658	HT 740D	W
23019178	HT 740D	Z	23019696	HT 754CRD	AB
23019179	HT 740D	A	2301%9697	HT 754CRD	AB
23019180	HT 740D	A	23019698	HT 754CRD	AA
23019181	HT 747D	E	23019760	HT 740D	X
23019182	HT 747D	Z	23019761	HT 740D	X
23019183	HT 747D	Z	23019762	HT 740D	AE
23019184	HT 747D	A	23019803	HT 740D	W
23019185	HT 747D	A	23019811	HT 750DRD	Y
23019186	HT 740D	Z	23019812	HT 750DRO	J
23019187	HT 747D	A	23019823	HT 740D	AN
23019199	HT 740D	W	23019824	HT 740D	R
23019202	HT 754CRD	AB	23019825	HT 747D	AM
23019203	HT 750DRD	Y	23019842	HT 747D	AM

CONTINUED ON NEXT PAGE

A/N* - ASSEMBLY NUMBER - FOUND ON YOUR TRANSMISSION NAMEPLATE

TRANSMISSION HOUSING, OIL FILTER AND OIL PAN SECTION

TO FIND DETAIL PARTS FOR YOUR ALLISON AUTOMATIC TRANSMISSION, TURN TO THE GROUP LISTED OPPOSITE THE ASSEMBLY PART NUMBER OF YOUR TRANSMISSION.

A/N*	MODEL	GROUP	A/N*	MODEL	GROUP
23019843	HT 747D	AM	23040673	HT 740D	X
23019849	HT 754CRD	AB	23040682	HT 754CRD	AB
23019928	HT 754CRD	AA	23040701	HT 754CRD	AB
23019947	HT 754CRD	AB	23040718	HT 750DRD	AC
23019948	HT 754CRD	AA	23040721	HT 747D	AM
23019949	HT 740D	AA	23040722	HT 747D	AM
23019989	HT 747D	AA	23040727	HT 754CRD	AB
23019990	HT 747D	AJ	23040755	HT 754CRD	B
23040190	HT 750DRD	Y	23040756	HT 754CRD	B
23040209	HT 747D	A	23040767	HT 754CRD	B
23040217	HT 750DRD DB	Y	23040791	HT 740D	W
23040241	HT 740D	W	23040792	HT 747D	AM
23040285	HT 740D	W	23040797	HT 747D	AM
23040292	HT 754CRD	AB	23040798	HT 747D	AM
23040420	HT 740D	W	23040804	HT 740D	A
23040430	HT 747D	W	23040805	HT 740D	X
23040433	HT 740D	W	23040821	HT 750DRD	Y
23040436	HT 754CRD	AB	23040822	HT 740D	W
23040440	HT 754CRD	AB	23040823	HT 740D	W
23040452	HT 740D	A	23040836	HT 750DRD	AS
23040480	HT 754CRD	AB	23040840	HT 740D	W
23040550	HT 750DRD	AC	23040899	HT 740D	A
23040634	HT 750DRD	Y	23040900	HT 740D	A
23040635	HT 7400D	A	23040901	HT 740D	A
23040636	HT 7400D	C	23040902	HT 740D	A
23040638	HT 740D	A	23040928	HT 754CRD	AA
23040652	HT 740D	X	23040931	HT 740D	A
23040659	HT 750DRD	AQ	23040978	HT 750DRO	Y
23040665	HT 750DRD	AR	23041021	HT 740D	AT
23040672	HT 750DRD	AC	23041024	HT 750DRD	AP

* A/N* - ASSEMBLY NUMBER - FOUND ON YOUR TRANSMISSION NAMEPLATE

ALLISON AUTOMATIC TRANSMISSION HT 700 SERIES PARTS CATALOG

NOTES

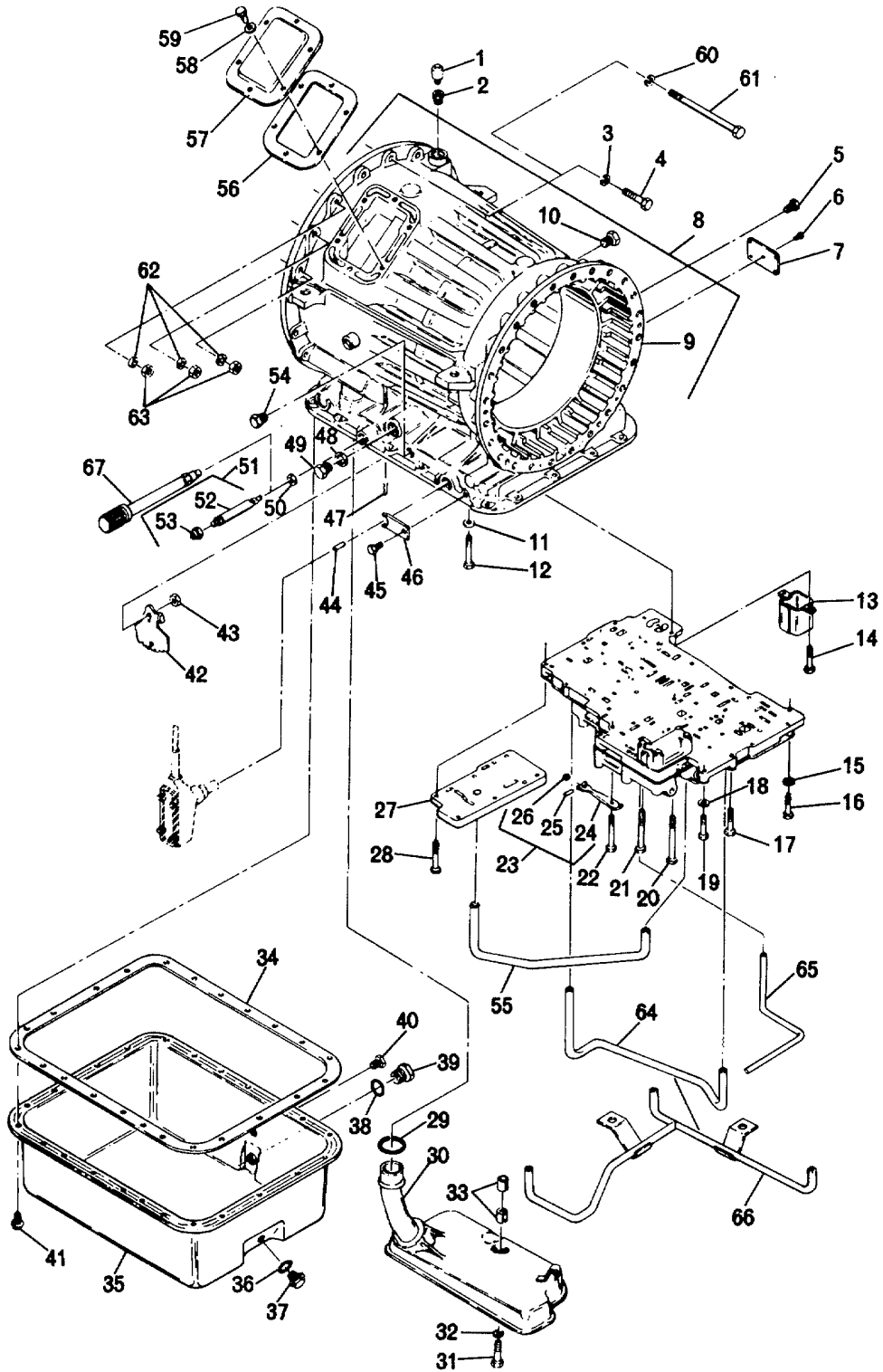
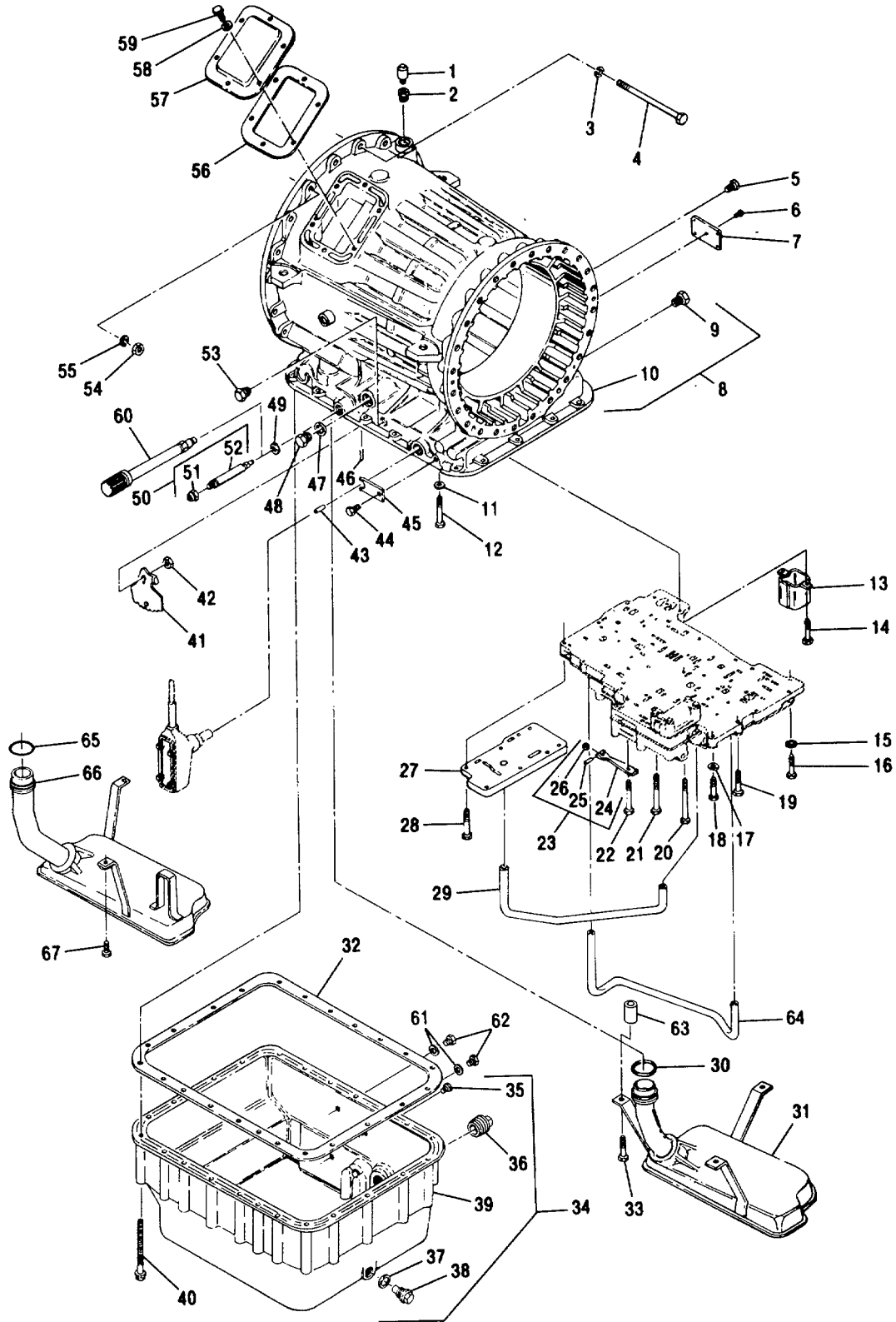


FIG. 13 TRANSMISSION HOUSING OIL FILTER AND OIL PAN

9350N



176130

FIG. 13-1 TRANSMISSION HOUSING, OIL FILTER AND OIL PAN

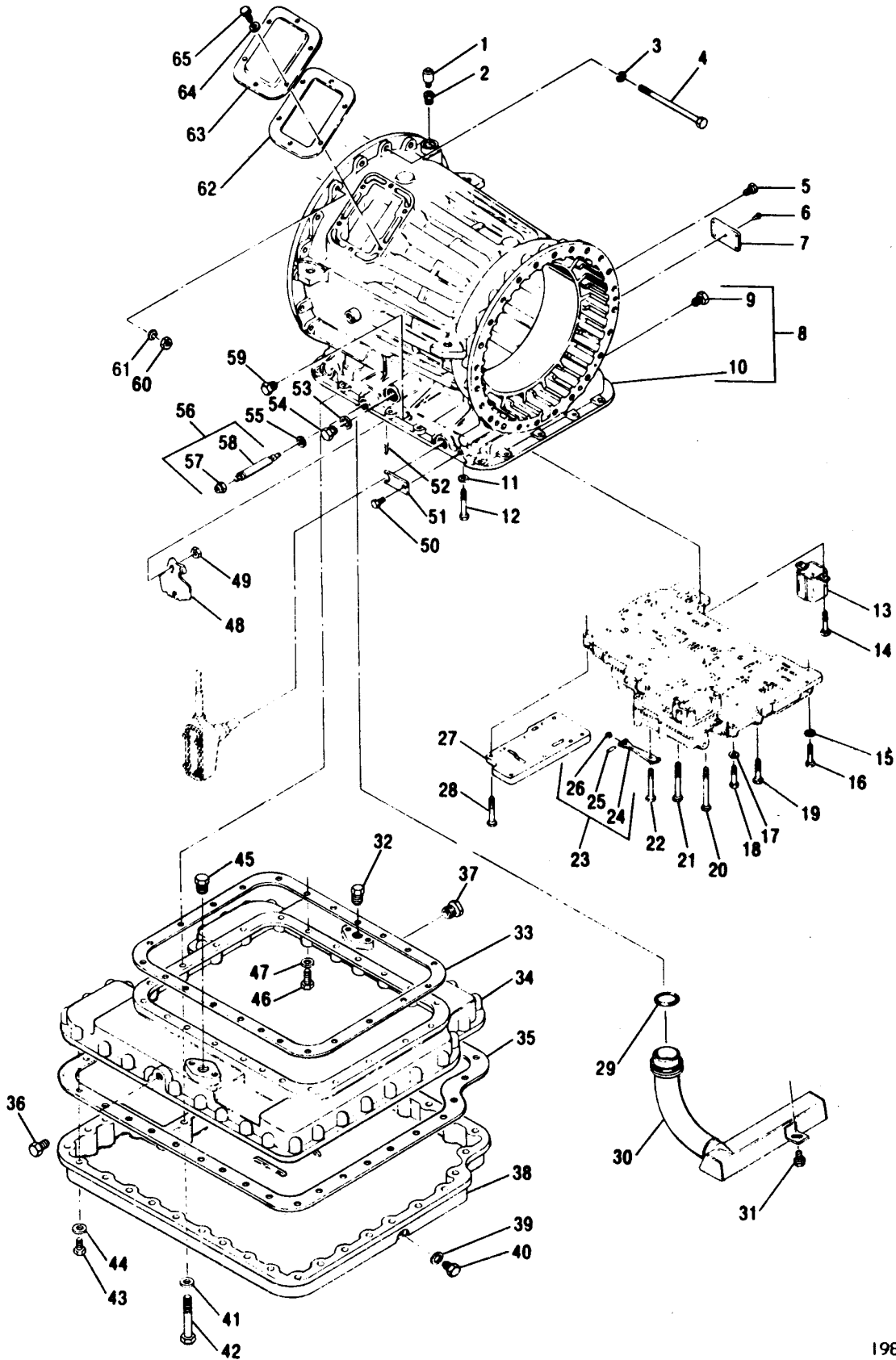


FIG. 13-2 TRANSMISSION HOUSING, OIL FILTER AND OIL PAN

19844B

ALLISON AUTOMATIC TRANSMISSION HT 700 SERIES PARTS CATALOG
GROUP A

13-3.1

TRANSMISSION HOUSING, OIL FILTER AND OIL PAN, FIGURE 13
NOMENCLATURE

REF NO	NOMENCLATURE	PART NO	REQ	RECOMMENDED SPARES FOR UNITS		
				1-25	26-50	51-200
1	BREATHER, WHEN REPLACING 6769936 BREATHER WITH..... 6774565 BREATHER ALSO ORDER 444335 REDUCER	6714565	1	1	2	4
2	REDUCER	444335	1	1	2	4
3	WASHER, LOCK, 1/2.....	103323	11	22	44	142
4	BOLT, HX HD, 1/2 - 13 X 2.....	179889	11	22	44	142
5	PLUG, 1/8.....	23012036	1	1	2	6
6	SCREW, DRIVER.....	8622361	1	2	4	12
7	PLATE NAME	6838494	1	2	4	12
8	KIT, TRANSMISSION HOUSING ASY, 6882764	6882764	1	1	2	6
	KIT CONSISTS OF 6881747 HOUSING ASSY AN 6882054 INSTRUCTION SHEET.					
9	HOUSING, TRANSMISSION, WHEN REPLACING 6836645	6881746 *	1			
	HOUSING WITH 6882164 HOUSING ASSY KIT ALSO ORDER 6774322 COVER, 6774323 GASKET, 6-179837 BOLTS AND 6-6834908 WASHERS. FOR FIRE TRUCK APPLICATION ONLY, SEE SPI 15TR75.					
10	PLUG, 4TH CLUTCH CHECK.....	23012056	1	1	2	6
11	WASHER, PLAIN, 9422847 WASHER STILL ISSUED WITH..... 6836183 CENTER SUPPORT HOUSING ASSY. WHEN REPLACING; 6880077 WASHER WITH 2301841 WASHER ALSO ORDER 23016997 BOLT	2013841	1	2	4	12
12	BOLT, HX HD, 3/8 - 16 X 3, THIRD AN SECOND..... CLUTCH CENTER SUPPORT, 6836634 BOLT STILL. USED WITH 6836183 CENTER SUPPORT HOUSING ASSY. WHEN REPLACING 6880078 BOLT WITH 23016997 BOLT ALSO ORDER 23013841 WASHER	23016997	1	2	4	2
13	BAFFLE, OIL.....	6839289	1	1	2	4
14	BOLT, HX HD, 1/4 - 20 X 1 1/2.....	454815	2	4	8	24
15	WASHER, PLAIN.....	103339	1	2	4	12
16	BOLT, HX HD, 1/4 - 20 X 1 1/2.....	454815	1	2	4	12
17	BOLT, HX HD, 1/4 - 20 X 1 1/2.....	454815	7	14	28	84
18	WASHER, PLAIN.....	103339	1	2	4	12
19	BOLT, HX HD, 1/4 20 X 1 1/2	454815	1	2	4	12
20	BOLT, HX HD, 1/4 - 20 X 3 1/2.....	273340	3	2	4	12
21	BOLT, HX HD, 1/4 - 20 X 3	454818	15	17	34	68
22	BOLT, HX HD, 1/4 - 20 X 2 1/2.....	445968	1	2	4	12
23	ROLLER AND SPRING ASSY, DETENT	8625431	1	1	2	6
24	SPRING, MANUAL DETENT.....	8625430 *	1			
25	PIN, RETAINER.....	8619322 *	1			
26	ROLLER, MANUAL DETENT.....	8623618 *	1			
27	PLATE, COVER, NOT REQUIRED WHEN YOU HAVE A..... LOCKUP CUT OF VALVE.	6837348	1	1	1	2
28	BOLT, HX HD, 1/4 - 20 X 2 1/4.....	445568	8	16	32	64
29	RING, SEAL.....	23013114	1	3	6	15
30	KIT, OIL FILTER, PRIOR TO S/N 1109 ON A/N 6838517..... AND PRIOR TO S/N 2103 EXCEPT FOR S/N 2031, 2079 2082, 2084, 2090 AND 2093-2100 ON ALL OTHER MODELS WHEN REPLACING 6838420 KIT WITH 6839945 KIT ON HT 740D MODELS ALSO ORDER 23013623 SPACER, 9409046 BOLT AND 9420759 WASHER, ON HT 750 MODELS ALSO ORDER 23013625 SPACER, 9409068 BOLT, 9420759 WASHER AND 6884064 TUBE. KIT 6839945 CONSISTS OF 23013114 SEALRING, 23013624 FILTER AND 23016681 OIL PAN GASKET IF YOU HAVE ALREADY CHANGED TO NEW KIT 6889945, DO NOT REORDER DETAIL PARTS	6839945	1	5	10	40
31	BOLT, HX HD, 5/16 - 18 X 5/8 3829139-5/16-18X5/8..... SCREW STILL USED WITH 6839177 OR 6834727 OIL FILTER	9409068	1	2	4	12
32	WASHER, PLAIN, USED WITH 6839636, 6884473..... 23015364, 23013624 OR 23013625 OIL FILTERS ONLY.	94210759	1	2	4	12

CONTINUED ON NEXT PAGE

SERVICED AS AN ASSY - NOT AS A DETAIL PART

COPYRIGHTED 1985 GENERAL MOTORS CORP.

08-01 -85

GROUP A CONT

TRANSMISSION HOUSING, OIL FILTER AND OIL PAN, FIGURE 13

REF NO	NOMENCLATURE	PART NO	REQ	RECOMMENDED SPARES FOR UNITS		
				1-25	26-50	51-200
33	SPACER, USED WITH 6839636, 23013624 OR 23013625 ,.....23013623 OIL FILTERS ONLY		1	2	4	12
34	GASKET, OIL PAN	23016681	1	3	6	15
35	PAN, OIL, 6". WHEN REPLACING 6834726 OIL	6885149	1	1	2	6
	PAN WITH 6885141 OIL PAN ALSO ORDER 6839945 OIL FILTER KIT, 23013623 SPACER, 9409068 BOLT AND 9420759 WASHER. ON HT 750 MODELS ORDER ALL THE ABOVE PLUS 6884064 TUBE. 6839945 OIL FILTER KIT CONSISTS OF 23013114 SEALRING, 23013624 OIL FILTER AND 23016681 OIL PAN GASKET. FOR 7" OIL PAN CONVERSION SEE SPI 33TR78.					
36	WASHER, DRAIN PLUG 11.....	3921989	1	2	4	12
37	PLUG, DRAIN, MAGNETIC	23011420	1	2	4	12
38	WASHER, USED WITH 6880256 OIL PAN ONLY.....	6839761	1	2	4	12
39	PLUG, USED WITH 6880256 OIL PAN ONLY 1	445090	1	2	4	12
39	PLUG, 1 INCH, HEATER ORIFICE.....	23017473	1	1	2	4
40	PLUG.....	23012036	1	1	2	4
41	SCREW, SPECIAL HX WASHER HD, 5/16 - 18 X 5/8.....	3829139	23	46	92	276
42	LEVER ASSY, INSIDE DETENT.....	6836467	1	1	2	6
43	NUT, LOCK, 3/8.....	117212	1	2	4	12
44	SPACER, VALVE, USED PRIOR TO S/N 2510066690 W/..... 6835003 MODULATOR VALVE ONLY	6834918	1	2	4	12
45	BOLT, HX HD, 5/16 - 18 X 3/4.....	179816	1	2	4	12
46	RETAINER, MODULATOR TO HOUSING.....	8627650	1	1	2	6
47	PIN, SHAFT RETAINER.....	6831/14	1	2	4	12
48	WASHER.....	6839761	1	4	8	32
49	PLUG, 3/4 - 16	445090	1	2	4	12
50	SEAL ASSY, SHAFT	23010610	1	3	6	15
51	KIT, SHAFT AND NUT, MANUAL SELECTOR	6885213	1	1	2	6
52	SHAFT, MANUAL SELECTOR.....	23017610 *	1			
53	NUT, MANUAL SELECTOR SHAFT, 11501033 METRIC	11501033	1	1	2	6
	NUT USED WITH 8629481 OR 23017610 SELECTOR SHAFT ONLY.					
54	PLUG, 1/8	23012036	1	2	4	12
55	NOT USED IN THIS GROUP					
56	GASKET	23016683	1	1	2	6
57	COVER, PTO.....	6774322	1	1	2	6
58	WASHER.....	6834908	6	6	36	96
59	BOLT, HX HD, 3/8 - 16 X 3/4.....	179837	6	6	36	96
60-67	NOT USED IN THIS GROUP					

GROUP 8

TRANSMISSION HOUSING, OIL FILTER AND OIL PAN, FIGURE 13
SAME AS GROUP A, EXCEPT FOR PARTS LISTED BELOW

17	NOT USED IN THIS GROUP. SEE FIG. 19, ITEM I AND 16 FOR HARDWARE REQUIREMENTS					
42	LEVER ASSY, INSIDE DETENT.....	6838278	1	1	2	6
55	TUBE, SIGNAL, USE 6838323 TUBE PRIOR TO S/N 2103.....	6884064	1	1	2	6
	EXCEPT 2031, 2039, 2079, 2082, 2084, 2090 AND 2093-2100. IF YOU REPLACE 6838323 TUBE WITH 6884064 TUBE ALSO ORDER 6839945 OIL FILTER KIT, 9409068 BOLT, 9422846 WASHER AND 23013623 SPACER. 6839945 OIL FILTER KIT CONSISTS OF 23013114 SEALRING, 23013624 OIL FILTER AND 23016681 OIL PAN GASKET.					

SERVICED AS AN ASSY - NOT AS A DETAIL PART

GROUP C
TRANSMISSION HOUSING, OIL FILTER AND OIL PAN, FIGURE 13

SAME AS GROUP A, EXCEPT FOR PARTS LISTED BELOW

REF NO	NOMENCLATURE	PART NO	REQ	RECOMMENDED SPARES FOR UNITS		
				1-25	26-50	51-200
3-4	NOT USED IN THIS GROUP					
17	NOT USED IN THIS GROUP, SEE Figure 19, ITEMS 1 AND 16 FOR HARDWARE REQUIRED					
42	LEVER ASSY, INSIDE DETENT.....	6838278	1	1	2	6
55	TUBE, SIGNAL.....	6884064	1	1	2	6
60	WASHER, LOCK, 1/2.....	103323	8	8	16	32
61	BOLT, HX HD, 1/2 - 13 X 6.....	187238	8	8	16	32
62	WASHER, LOCK, 1/2.....	103323	3	3	6	12
63	NUT, HEX, 1/2 - 20.....	103028	3	3	6	12

GROUP D
TRANSMISSION HOUSING, OIL FILTER AND OIL PAN, FIGURE 13

SAME AS GROUP A, EXCEPT FOR PARTS LISTED BELOW

3-4	NOT USED IN THIS GROUP					
60	WASHER, LOCK, 1/2.....	103323	7	7	14	28
61	BOLT, HX HD, 1/2-13 X 6.....	187238	7	7	14	28
62	WASHER, LOCK.....	103323	3	3	6	12
63	NUT, HEX, 1/2-20.....	103028	3	3	6	12

GROUP E
TRANSMISSION HOUSING, OIL FILTER AND OIL PAN, FIGURE 13

SAME AS GROUP A, EXCEPT FOR PARTS LISTED BELOW

3-4	NOT USED IN THIS GROUP					
60	WASHER, LOCK, 1/2.....	103323	7	7	14	28
61	BOLT, HX HD, 1/2-13 X 6.....	187238	7	7	14	28
62	WASHER, LOCK, 1/2.....	103323	3	3	6	12
63	NUT, HEX, 1/2-20.....	103028	3	3	6	12

GROUP F
TRANSMISSION HOUSING, OIL FILTER AND OIL PAN, FIGURE 13

SAME AS GROUP A, EXCEPT FOR PARTS LISTED BELOW

3-4	NOT USED IN THIS GROUP					
17	NOT USED IN THIS GROUP, SEE Figure 19, ITEMS 1 AND 16 FOR HARDWARE REQUIRED					
42	LEVER ASSY, INSIDE DETENT.....	6838278	1	1	2	6
55	TUBE, SIGNAL.....	6884064	1	1	2	6
60	WASHER, LOCK, 1/2.....	1033237	7	7	14	28
61	BOLT, HX HD, 1/2-13 X 6.....	187238	7	7	14	28
62	WASHER, LOCK, 1/2.....	103323	3	3	6	12
63	NUT, HEX, 1/2-20.....	103028	3	3	6	12

GROUP G
TRANSMISSION HOUSING, OIL FILTER AND OIL PAN, FIGURE 13
SAME AS GROUP A, EXCEPT FOR PARTS LISTED BELOW

REF NO	NOMENCLATURE	PART NO	REQ	RECOMMENDED SPARES FOR UNITS		
				1-25	26-50	51-200
3-4	NOT USED IN THIS GROUP					
17	NOT USED IN THIS GROUP, SEE FIG. 19, ITEMS I AND 16 FOR HARDWARE REQUIRED					
42	LEVER ASSY, INSIDE DETENT.....	6838278	1	1	2	6
55	TUBE, SIGNAL.....	6884064	1	1	2	6
60	WASHER, LOCK, 1/2.....	103323	7	7	14	28
61	BOLT, HX HD, 1/2 - 13 X 6.....	187238	7	7	14	28
62	WASHER, LOCK, 1/2.....	103323	3	3	6	12
63	NUT, HX, 1/2 - 20.....	103028	3	3	3	12
64	TUBE, LOW SIGNAL.....	6884063	1	1	2	6

GROUP H

TRANSMISSION HOUSING, OIL FILTER AND OIL PAN, FIGURE 13
SAME AS GROUP A, EXCEPT FOR PARTS LISTED BELOW

3-4	NOT USED IN THIS GROUP					
60	WASHER, LOCK, 1/2.....	103323	8	8	16	32
61	BOLT, HX HD, 1/2-13 X 6.....	187238	8	8	16	32
62	WASHER, LOCK, 1/2.....	103323	3	3	6	12
63	NUT, HEX, 1/2 X 20.....	103028	3	3	6	12

GROUP J

TRANSMISSION HOUSING, OIL FILTER AND OIL PAN, FIGURE 13
SAME AS GROUP A, EXCEPT FOR PARTS LISTED BELOW

17	NOT USED IN THIS GROUP. SEE FIG. 19. ITEM I AND 16 FOR HARDWARE					
42	LEVER ASSY, INSIDE DETENT.....	6838278	1	1	2	6
55	TUBE, SIGNAL.....	6884064	1	1	2	6
64	TUBE, LOW SIGNAL.....	6884063	1	1	2	6

GROUP K

TRANSMISSION HOUSING, OIL FILTER AND OIL PAN, FIGURE 13
SAME AS GROUP A, EXCEPT FOR PARTS LISTED BELOW

3-4	NOT USED IN THIS GROUP					
17	NOT USED IN THIS GROUP, SEE FIG. 19. ITEMS I AND 16 FOR HARDWARE REQUIRED					
42	LEVER ASSY, INSIDE DETENT.....	6838278	1	1	2	6
55	TUBE, SIGNAL.....	6884064	1	1	2	6
60	WASHER, LOCK, 1/2.....	103323	8	8	16	32
61	BOLT, HX HD, 1/2-13 X 6.....	187238	8	8	16	32
62	WASHER, LOCK, 1/2.....	103323	3	3	6	12
63	NUT, HEX, 1/2-20.....	103028	3	3	6	12
64	TUBE, LOW SIGNAL.....	6884063	1	1	2	6

GROUP L

TRANSMISSION HOUSING, OIL FILTER AND OIL PAN, FIGURE 13
SAME AS GROUP A, EXCEPT FOR PARTS LISTED BELOW

65	TUBE, 3-4 SHIFT ASSIST.....	23014208	1	1	2	4
----	-----------------------------	----------	---	---	---	---

GROUP M
TRANSMISSION HOUSING, OIL FILTER AND OIL PAN, FIGURE 13

SAME AS GROUP A, EXCEPT FOR PARTS LISTED BELOW

REFNO	MENCLATURE	PART NO	REQ	RECOMMENDED SPARES FOR UNITS		
				1-25	26-50	51-200
8	KIT, HOUSING, TRANSMISSION. REPLACE 6882205 HOUSING WITH 6882764 HOUSING KIT. 6882764 HOUSING KIT CONSISTS OF 6881747 HOUSING AND 6882054 INSTRUCTION SHEET. SEE SPI 15TR75	6882764	1	1	2	6
27	NOT USED IN THIS GROUP, SEE Figure 22 ITEM 1 FOR PLATE REQUIRED. SEE 15TR75					

GROUP N

TRANSMISSION HOUSING, OIL FILTER AND OIL PAN, FIGURE 13

SAME AS GROUP A, EXCEPT FOR PARTS LISTED BELOW

8	KIT, HOUSING, TRANSMISSION. REPLACE 6882205 HOUSING WITH 6882764 HOUSING KIT. 6882764 HOUSING KIT CONSISTS OF 6881747 HOUSING AND 6882054 INSTRUCTION SHEET. SEE SPI 15TR75	6882764	1	1	2	6
17	NOT USED IN THIS GROUP, SEE FIG. 19 ITEM I FOR PLATE REQUIRED. SEE SPI 15TR75					
27	NOT USED IN THIS GROUP, SEE FIG. 22 ITEM 1 FOR PLATE REQUIRED, SEE SPI IT!r75					
42	LEVER ASSY, INSIDE DETENT	6838278	1	1	2	6
55	TUBE, SIGNAL	6884064	1	1	2	6

GROUP P

TRANSMISSION HOUSING, OIL FILTER AND OIL PAN, FIGURE 13

SAME AS GROUP A, EXCEPT FOR PARTS LISTED BELOW

35	PAN, OIL, 7"	6885148	1	1	2	6
36-37	NOT USED IN THIS GROUP					
64	TUBE, SIGNAL	6884063	1	1	2	6
65	TUBE, 3-4 SHIFT ASSIST	23014208	1	1	2	4

GROUP Q

TRANSMISSION HOUSING, OIL FILTER AND OIL PAN, FIGURE 13

SAME AS GROUP A, EXCEPT FOR PARTS LISTED BELOW

35	PAN, OIL, 7"	6885148	1	1	2	6
39-40	NOT USED IN THIS GROUP					

GROUP R

TRANSMISSION HOUSING, OIL FILTER AND OIL PAN, FIGURE 13

SAME AS GROUP A, EXCEPT FOR PARTS LISTED BELOW

3-4	NOT USED IN THIS GROUP					
60	WASHER, LOCK, 1/2	103323	8	8	16	32
61	BOLT, HEX HD, 1/2-13X 6	187238	8	8	16	32
62	WASHER, LOCK	103323	3	3	6	12
63	NUT, HEX, 1/2-20	103028	3	3	6	12
65	TUBE, 3-4 SHIFT ASSIST	23014208	1	1	2	4

GROUP S

TRANSMISSION HOUSING, OIL FILTER AND OIL PAN, FIGURE 13

SAME AS GROUP A, EXCEPT FOR PARTS LISTED BELOW

REFNOMENCLATURE NO	PART NO	REQ	RECOMMENDED SPARES FOR UNITS			
			1-25	26-50	51-200	
17	NOT USED IN THIS GROUP, SEE Figure 19, ITEM 1 AND 16 FOR HARDWARE REQUIRED					
35	PAN, OIL, 7".....	6885148	1	1	2	6
42	LEVER ASSY, INSIDE DETENT.....	6838278	1	1	2	6
55	TUBE, SIGNAL.....	6884064	1	1	2	6
64	TUBE, 1ST LOCKUP.....	6884063	1	1	2	6

GROUP T

TRANSMISSION HOUSING, OIL FILTER AND OIL PAN, FIGURE 13

SAME AS GROUP A, EXCEPT FOR PARTS LISTED BELOW

35	PAN, OIL, 6".....	6885148	1	1	2	4
40	NOT USED IN THIS GROUP					
65	TUBE, 3-4 SHIFT ASSIST.....	23014208	1	1	2	4

GROUP U

TRANSMISSION HOUSING, OIL FILTER AND OIL PAN, FIGURE 13

SAME AS GROUP A, EXCEPT FOR PARTS LISTED BELOW

30	FILTER, OIL.....	23013625	1	5	10	40
31	BOLT, SELF-LOCKING, 5/16-18 X 2 3/4.....	9431456	1	3	6	15

GROUP V

TRANSMISSION HOUSING, OIL FILTER AND OIL PAN, FIGURE 13

SAME AS GROUP A, EXCEPT FOR PARTS LISTED BELOW

3-4	NOT USED IN THIS GROUP					
60	WASHER, LOCK, 1/2.....	103323	8	8	16	32
61	BOLT, HEX HD, 1/2-13 X 6.....	187238	8	8	16	32
62	WASHER, LOCK, 1/2.....	103323	3	3	6	12
63	NUT, HEX, 1/2-20.....	103028	3	3	6	12
66	TUBE, SIGNAL.....	6884830	1	1	2	6

GROUP W

TRANSMISSION HOUSING. OIL FILTER AND OIL PAN, FIGURE 13

SAME AS GROUP A, EXCEPT FOR PARTS LISTED BELOW

30	FILTER, OIL.....	23013625	1	5	10	40
31	BOLT, HX HD, 5/16-18 X 2 3/4.....	9431456	1	5	10	40
35	PAN, OIL, 7".....	6885148	1			

GROUP X

TRANSMISSION HOUSING, OR FILTER AND OIL PAN, FIGURE 13

SAME AS GROUP A, EXCEPT FOR PARTS LISTED BELOW

REFNOMENCLATURE NO	PART NO	REQ	RECOMMENDED SPARES FOR UNITS			
			1-25	26-50	51-200	
30	FILTER, OIL	23013625	1	5	10	40
31	BOLT, HX HD, 5/16-18 X 2 3/4	9431456	1	2	4	12
35	PAN, OIL, 7"	6885148	1	1	2	6
65	TUBE, 3-4 SHIFT ASSIST TUBE	23014208	1	1	2	4

GROUP Y

TRANSMISSION HOUSING, OIL FILTER AND OIL PAN, FIGURE 13

SAME AS GROUP A, EXCEPT FOR PARTS LISTED BELOW

17	NOT USED IN THIS GROUP, SEE FIG. 19, ITEMS I AND 16 FOR HARDWARE REQUIRED					
30	FILTER, OIL	23013625	1	5	10	40
31	BOLT, HX HD, 5/16-18 X 2 3/4	9431456	1	2	4	10
35	PAN, OIL, 7"	6885148	1	1	2	6
42	LEVER ASSY, INSIDE DETENT	6838278	1	1	2	6
55	TUBE, SIGNAL	6884064	1	1	2	6
64	TUBE, LOW SIGNAL	6884063	1	1	2	6

GROUP Z

TRANSMISSION HOUSING, OIL FILTER AND OIL PAN, FIGURE 13

SAME AS GROUP A, EXCEPT FOR PARTS LISTED BELOW

3-4	NOT USED IN THIS GROUP					
30	FILTER, OIL	23013625	1	5	10	40
31	BOLT, HX HD, 5/16-18 X 2 3/4	9431456	1	2	4	12
35	PAN, OIL, 7"	6885148	1	1	2	6
60	WASHER, LOCK, 1/2	103323	8	8	16	32
61	BOLT, HX HD, 1/2-13 X 6	187238	8	8	16	32
62	WASHER, LOCK, 1/2	103323	3	3	6	12
63	NUT, HEX, 1/2-20	103028	3	3	6	12

GROUP AA

TRANSMISSION HOUSING, OIL FILTER AND OIL PAN, FIGURE 13

SAME AS GROUP A, EXCEPT FOR PARTS LISTED BELOW

3-4	NOT USED IN THIS GROUP					
17	NOT USED IN THIS GROUP, SEE FIG. 19, ITEMS 1 AND 16 FOR HARDWARE REQUIRED.					
30	FILTER, OIL	23013625	1	5	10	40
31	BOLT, HX HD, 5/16-18 X 2 3/4	9431456	1	2	4	12
35	PAN, OIL, 7"	6885148	1	1	2	6
42	LEVER, INSIDE DETENT	6838276	1	1	2	6
55	TUBE, SIGNAL	6884064	1	1	2	6
60	WASHER, LOCK, 1/2	103323	8	8	16	32
61	BOLT, HX HD, 1/2-13 X 6	187238	8	8	16	32
62	WASHER, LOCK, 1/2	103323	3	3	6	12
63	NUT, HEX, 1/2-20	103028	3	3	6	12

GROUP AB

TRANSMISSION HOUSING, OIL FILTER AND OIL PAN, FIGURE 13

SAME AS GROUP A, EXCEPT FOR PARTS LISTED BELOW

REF NO	NOMENCLATURE	PART NO	REQ	RECOMMENDED SPARES FOR UNITS		
				1-25	26-50	51-200
17	NOT USED IN THIS GROUP, SEE Figure 19 ITEM 1 AND 16 FOR HARDWARE REQUIRED					
30	FILTER, OIL.....	25013625	1	5	10	40
31	BOLT, HX HD, 5/16-18 X 2 3/4.....	9431456	1	2	4	12
35	PAN, OIL, 7".....	6885148	1	1	2	6
40	PLUG.....	23012036	1	2	4	10
42	LEVER ASSY, INSIDE DETENT.....	6838278	1	1	2	6
55	TUBE, SIGNAL.....	6884064	1	1	2	6

GROUP AC

TRANSMISSION HOUSING, OIL FILTER AND OIL PAN, FIGURE 13

SAME AS GROUP A, EXCEPT FOR PARTS LISTED BELOW

3-4	NOT USED IN THIS GROUP					
17	NOT USED IN THIS GROUP, SEE Figure 19, ITEMS 1 AND 16 FOR HARDWARE REQUIRED.					
30	FILTER, OIL.....	23013625	1	5	10	40
31	BOLT, HX HD, 5/16-18 X 2 3/4.....	9431456	1	2	4	12
35	PAN, OIL, 7".....	6885148	1	1	2	6
40	PLUG.....	23012036	1	2	4	10
42	LEVER ASSY, INSIDE DETENT.....	6838278	1	1	2	6
55	TUBE, SIGNAL.....	6884064	1	1	2	6
60	WASHER, LOCK, 1/2.....	103323	8	8	16	32
61	BOLT, HX HD, 1/2-13 X 6.....	187238	8	8	16	32
62	WASHER, LOCK, 1/2.....	103323	3	3	6	12
63	NUT, HEX, 1/2-20.....	103028	3	3	6	12
64	TUBE, LOW SIGNAL.....	6884063	1	1	2	6

GROUP AE

TRANSMISSION HOUSING, OIL FILTER AND OIL PAN, FIGURE 13

SAME AS GROUP A, EXCEPT FOR PARTS LISTED BELOW

66	TUBE, SIGNAL.....	6884830	1	1	2	6
----	-------------------	---------	---	---	---	---

GROUP AE

TRANSMISSION HOUSING, OIL FILTER AND OIL PAN, FIGURE 13

SAME AS GROUP A, EXCEPT FOR PARTS LISTED BELOW

3-4	NOT USED IN THIS GROUP					
30	FILTER, OIL.....	23015625	1	5	10	40
31	BOLT, HX HD, 5/16-18 X 2 3/4.....	9431456	1	2	4	12
35	PAN, OIL, 7".....	6885148	1	1	2	6
60	WASHER, LOCK, 1/2.....	103323	8	8	16	32
61	BOLT, HX HD, 1/2-13 X 6.....	187258	8	8	16	52
62	WASHER, LOCK, 1/2.....	103323	3	3	6	12
63	NUT, HEX, 1/2-20.....	105028	3	3	6	12
65	TUBE, 3-4 SHIFT ASSIST.....	23014208	1	1	2	4

ALLISON AUTOMATIC TRANSMISSION HT 700 SERIES PARTS CATALOG
GROUP AF

13-3.9

TRANSMISSION HOUSING, OIL FILTER AND OIL PAN, FIGURE 13-1
NOMENCLATURE

REF NO	NOMENCLATURE	PART NO	REQ	RECOMMENDED SPARES FOR UNITS		
				1-25	26-50	51-200
1	BREATHER, WHEN REPLACING 6769936 BREATHER WITH..... 6774565 BREATHER. ALSO ORDER 444335 REDUCER	6774565	1	1	2	4
2	REDUCER	444335	1	1	2	4
3	WASHER, LOCK, 1/2	103323	8	8	16	32
4	BOLT, HX HD, 1/2-13 X 6.....	187238	8	8	16	32
5	PLUG, 1/8.....	23012036	1	2	4	10
6	SCREW, DRIVE	8622361	1	2	4	12
7	PLATE, NAME	6838494	1	2	4	6
8	KIT, TRANSMISSION HOUSING ASSY, 6882764 KIT	6882764	1	1	2	6
	CONSISTS OF 6881747 TRANSMISSION HOUSING ASSY AND 6887054 INSTRUCTION SHEET.					
9	PLUG, 4TH CLUTCH CHECK	23012036	1	1	2	6
10	HOUSING, TRANSMISSION.. ..	6881746 *	1			
11	WASHER, PLAIN. WHEN REPLACING 6880077 WASHER	23013841	1	2	4	12
	WITH 23013841 WASHER ALSO ORDER 23016997 BOLT					
12	BOLT, HX HD, 3/8-16 X 3, THIRD & SECOND CLUTCH	23016997	1	2	4	12
	CENTER SUPPORT. WHEN REPLACING 6880078 BOLT WITH 23016997 BOLT ALSO ORDER 23013841 WASHER					
13	BAFFLE, OIL	6839289	1	1	2	4
14	BOLT, HX HD, 1/4-20 X 1 1/2 .4.....	454815	2	2	4	8
15	WASHER, PLAIN.....	103339	1	2	4	10
16	BOLT, HX HD, 1/4-20 X 1 1/2.....	454815	1	2	4	8
17	WASHER, PLAIN.....	103339	1	2	4	10
18	BOLT, HX HD, 1/4-20 X 1 1/2.....	454815	1	2	4	8
19	BOLT, HX HD, 1/4-20 X 1 1/2.....	454815	7	14	28	84
20	BOLT, HX HD, 1/4-20 X 3 1/2.....	273340	3	3	6	12
21	BOLT, HX HD, 1/4-20 X 3	454818	15	15	30	60
22	BOLT, HX HD, 1/4-20 X 2 1/2	445968	1	2	4	8
23	ROLLER AND SPRING ASSY, DETENT	8625431	1	1	2	6
24	SPRING, MANUAL DETENT	8625430 *	1			
25	PIN, RETAINER.....	8619322 *	1			
26	ROLLER, MANUAL DETENT.....	8623618 *	1			
27-29	NOT USED IN THIS GROUP					
30	RING, SEAL.....	23013114	1	3	6	12
31	KIT, OIL FILTER, CONSISTS OF 23013626 OIL	23012407	1	5	10	40
	FILTER, 23013114 SEAL RING AND 23013339 OIL PAN GASKET					
32	GASKET, OIL PAN	23013339	1	3	6	12
33	BOLT, HX HD, 5/16-18 X 3 1/4	274466	3	3	6	12
34	KIT, OIL PAN, 8 1/2 INCH CAST PAN, CONSISTS OF	23012406	1	2	4	6
	23013261 PAN, 23012036 PLUG, 103870 PLUG 3921989 WASHER AND 3921988 PLUG.					
35	PLUG, PIPE, 1/8.....	23012036	1	2	4	8
36	PLUG, HEATER ORIFICE, 1 INCH.....	23017473	1	3	6	15
37	WASHER, DRAIN PLUG.	3921989	1	1	2	6
38	PLUG, DRAIN, MAGNETIC.. . ..	23011420	1	1	2	6
39	PAN, OIL, 8 1/2 INCH DEPTH	23013261	1			
40	BOLT, HX HD, 5/16-18 X 4 3/4.....	272392	23	23	92	276
41	LEVER ASSY, INSIDE DETENT	6836467	1	1	2	6
42	NUT, LOCK, 3/8.....	117212	1	2	4	12
43	SPACER, VALVE, USED PRIOR TO S/N 2510066690 WITH.....	6834918	1	2	4	12
	6835003 MODULATOR VALVE					
44	BOLT, HX HD, 5/16-18 X 3/4	179816	1	2	4	12
45	RETAINER, MODULATOR TO HOUSING	8627650	1	1	2	6
46	PIN, SHAFT RETAINER.....	6831774	1	2	4	12
47	WASHER	6839761	1	4	8	32
48	PLUG, 3/4-16	445090	1	2	4	12
49	SEAL ASSY, SHAFT	23010610	1	3	6	15
50	KIT, SHAFT AND NUT, MANUAL SELECTOR	6885213	1	1	2	6

CONTINUED ON NEXT PAGE

* SERVICED AS AN ASSY - NOT AS A DETAIL PART

GROUP AF CONT

REF NO	TRANSMISSION HOUSING, OIL FILTER AND OIL PAN, FIGURE 13-1 NOMENCLATURE	PART NO	REQ	RECOMMENDED SPARES FOR UNITS		
				1-25	26-50	51-200
				51	NUT, MANUAL SELECTOR SHAFT, USED WITH 8629481 OR 23017610 SHAFT ONLY	11501033
52	SHAFT, MANUAL SELECTOR.....	23017610 *	1			
53	PLUG, 1/8.....	23012036	1	2	4	12
54	NUT, HEX, 1/2-20.....	103028	3	3	6	12
55	WASHER, LOCK, 1/2.....	103323	3	3	6	12
56	GASKET.....	23016683	1	2	4	12
57	COVER, PTO.....	6774322	1	1	2	6
58	WASHER.....	6834908	6	6	36	96
59	BOLT, HX HD, 3/8-16 X 3/4.....	179837	6	6	36	96
60-67	NOT USED IN THIS GROUP					

GROUP AG

TRANSMISSION HOUSING, OIL FILTER AND OIL PAN, FIGURE 13-1
SAME AS GROUP AN, EXCEPT FOR PARTS LISTED BELOW

3	WASHER, LOCK, 1/2.....	103323	11	11	22	44
4	BOLT, HX HD, 1/2-13 X 2.....	179889	11	11	22	44
19	NOT USED IN THIS GROUP					
27	PLATE, COVER.....	6837348	1	1	1	2
28	BOLT, HX HD, 1/4-20 X 2 1/4.....	445568	8	16	32	64
29	TUBE, SIGNAL.....	6884064	1	1	2	6
41	LEVER ASSY, INSIDE DETENT.....	6838278	1	1	2	6
54-55	NOT USED IN THIS GROUP					

GROUP AH

TRANSMISSION HOUSING, OIL FILTER AND OIL PAN, FIGURE 13-1
SAME AS GROUP AN, EXCEPT FOR PARTS LISTED BELOW

3	WASHER, LOCK, 1/2.....	103323	11		11	22
44						
4	BOLT, HX HD, 1/2-13 X 2.....	179889	11		11	22
44						
50-52	NOT USED IN THIS GROUP					
54-55	NOT USED IN THIS GROUP					
60	SHAFT, MANUAL SELECTOR.....	68391031	1	1	2	6

GROUP AJ

TRANSMISSION HOUSING, OIL FILTER AND OIL PAN, FIGURE 13
SAME AS GROUP A, EXCEPT FOR PARTS LISTED BELOW

27-28	NOT USED IN THIS GROUP					
30	FILTER, OIL.....	23013625	1	5	10	40
31	BOLT, HX HD, 5/16-18 X 2 3/4.....	9431456	1	2	4	10
35	PAN, OIL.....	23016882	1	1	2	6

* SERVICED AS AN ASSY - NOT AS A DETAIL PART

GROUP AK
TRANSMISSION HOUSING, OIL FILTER AND OIL PAN, FIGURE 13-1
SAME AS GROUP A, EXCEPT FOR PARTS LISTED BELOW

REF NO	NOMENCLATURE	PART NO	REQ	RECOMMENDED SPARES FOR UNITS		
				1-25	26-50	51-200
3	WASHER, LOCK, 1/.....	103323	11	11	22	44
4	BOLT, HX HD, 1/2-13 X 2.....	179889	11	11	22	44
19	NOT USED IN THIS GROUP					
27	PLATE, COVER.....	6837348	1	1	1	2
28	BOLT, HX HD, 1/4-10 X 2 1/4.....	445568	8	16	32	64
29	TUBE, SIGNAL.....	6884064	1	1	2	6
34	NOT USED IN THIS GROUP					
39	PAN, OIL, 8 1/2 INCH DEPTH.....	23014117	1	5	10	20
41	LEVER ASSY, INSIDE DETENT.....	6838278	1	1	2	6
54-55	NOT USED IN THIS GROUP					
61	WASHER.....	6755074	2	2	4	8
62	BOLT, HX HD, 1/2-20 X 1/2.....	181421	2	2	4	8
63	SPACER.....	23016674	1	2	4	8

GROUP AL
TRANSMISSION HOUSING, OIL FILTER AND OIL PAN, FIGURE 13-2

1	BREATHER.....	6774565	1	1	2	4
2	REDUCER.....	444335	1	1	2	4
3	WASHER, LOCK, 1/2.....	103323	8	8	16	32
4	BOLT, HX HD, 1/2-13 X 6.....	187238	8	8	16	32
5	PLUG, 1/8.....	23012036	1	2	4	10
6	SCREW, DRIVE.....	8622361	1	2	4	12
7	PLATE, NAME.....	6838494	1	2	4	6
8	KIT, TRANSMISSION HOUSING ASSY, 6882764 KIT..... CONSISTS OF 6881747 TRANSMISSION HOUSING ASSY AND 6887054 INSTRUCTION SHEET.	6882764	1	1	2	6
9	PLUG, 4TH CLUTCH CHECK.....	23012036	1	1	2	6
10	HOUSING, TRANSMISSION.....	6881746 *	1			
11	WASHER, PLAIN. WHEN REPLACING 6880077 WASHER..... WITH 23013841 WASHER ALSO ORDER 23016997 BOLT	23013841	1	2	4	12
12	BOLT, HX HD, 3/8-16 X 3, THIRD & SECOND CLUTCH..... CENTER SUPPORT. WHEN REPLACING 6880078 BOLT WITH 23016997 BOLT ALSO ORDER 23013841 WASHER	23016997	1	2	4	12
13	BAFFLE, OIL.....	23017224	1	1	2	4
14	BOLT, HX HD, 1/4-20 X 1 1/2.....	454815	2	2	4	8
15	WASHER, PLAIN.....	103339	1	2	4	10
16	BOLT, HX HD, 1/4-20 X 1 1/2.....	454815	1	2	4	8
17	WASHER, PLAIN.....	103339	1	2	4	10
18	BOLT, HX HD, 1/4-20 X 1 1/2.....	454815	1	2	4	8
19	BOLT, HX HD, 1/4-20 X 1 1/2.....	454815	7	14	28	84
20	BOLT, HX HD, 1/4-20 X 3 1/2.....	273340	3	3	6	12
21	BOLT, HX HD, 1/4-20 X 3.....	454818	15	15	30	60
22	BOLT, HX HD, 1/4-20 X 2 1/2.....	445968	1	2	4	8
23	ROLLER AND SPRING ASSY, DETENT.....	8625431	1	1	2	6
24	SPRING, MANUAL DETENT.....	8625430 *	1			
25	PIN, RETAINER.....	8619322 *	1			
26	ROLLER, MANUAL DETENT.....	8623618 *	1			
27	PLATE COVER, NOT REQUIRED WHEN YOU HAVE A..... CUTOFF VALVE	23016324	1	1	2	4
28	BOLT, HX HD, 1/4-20 X 2 1/4.....	445568	8	16	32	64
29	RING, SEAL.....	23013114	1	3	6	12
30	FILTER, OIL.....	23015364	1	5	10	20
31	SCREW, SPECIAL, HX WASHER HD, 5/16-18 X 5/8.....	3829139	1	1	2	4
32	PLUG, INVERTED FLARED TUBE.....	9436642	1	1	2	4
33	GASKET, OIL PAN.....	23013339	1	3	6	12

CONTINUED ON NEXT PAGE

* SERVICED AS AN ASSY - NOT AS A DETAIL PART

GROUP AL CONT
TRANSMISSION HOUSING, OIL FILTER AND OIL PAN, FIGURE 13-2
NOMENCLATURE

REF NO	NOMENCLATURE	PART NO	REQ	RECOMMENDED SPARES FOR UNITS		
				1-25	26-50	51-200
34	ADAPTER, OIL PAN	23016883	1	2	4	6
35	GASKET, OIL PAN ADAPTER	23016885	1	3	6	12
36	PLUG, PIPE, 1/4.....	23012036	1	2	4	8
37	PLUG, HEATER ORIFICE	103870	1	2	6	15
38	PAN, OIL.....	23016884	1	2	4	6
39	WASHER, DRAIN PLUG	3921989	1	1	2	6
40	PLUG, DRAIN, MAGNETIC	23011420	1	1	2	6
41	WASHER LOCK, 5/16.....	103340	3	3	6	9
42	BOLT, HX HD, 5/16-18 X 3 3/4.....	186271	3	3	6	9
43	BOLT, HX HD, 5/16-18 X 1 1/4.....	179820	37	37	74	110
44	WASHER, LOCK, 5/16.....	103340	37	37	74	110
45	PLUG, INVERTED FLARED TUBE	9436642	1	1	2	4
46	BOLT, HX HD, 5/16-18 X 1 3/4.....	179824	20	20	40	60
47	WASHER.....	8626281	20	20	40	60
48	LEVER ASSY, INSIDE DETENT.....	6836467	1	1	2	6
49	NUT, LOCK, 3/8.....	117212	1	2	4	12
50	BOLT, HX HD, 5/16-18 X 3/4.....	179816	1	2	4	12
51	RETAINER, MODULATOR TO HOUSING.....	8627650	1	1	2	6
52	PIN, SHAFT RETAINER	6831774	1	2	4	12
53	WASHER.....	6839761	1	4	8	32
54	PLUG, 3/4-16.....	445090	1	2	4	12
55	SEAL ASSY, SHAFT	23010610	1	3	6	15
56	KIT, SHAFT AND NUT, MANUAL SELECTOR.....	6885213	1	1	2	6
57	NUT, MANUAL SELECTOR SHAFT, USED WITH	11501033	1	1	2	6
	8629481 OR 23017610 SHAFT ONLY					
58	SHAFT, MANUAL SELECTOR.....	23017610 *	1			
59	PLUG, 1/8	23012036	1	2	4	12
60	NUT, HEX, 1/2-20.....	103028	3	3	6	12
61	WASHER, LOCK, 1/2.....	103323	3	3	6	12
62	GASKET.....	23016683	1	2	4	12
63	COVER, PTO.....	6774322	1	1	2	6
64	WASHER.....	6834908	6	6	36	96
65	BOLT, HX HD, 3/8-16 X 3/4.....	179837	6	6	36	96

GROUP AM

TRANSMISSION HOUSING, OIL FILTER AND OIL PAN, FIGURE 13-2
SAME AS GROUP AL, EXCEPT FOR PARTS LISTED BELOW

3	WASHER, LOCK, 1/2.....	103323	11	11	22	44
4	BOLT, HX HD, 1/2-13 x 2.....	179889	11	11	22	44
60-61	NOT USED IN THIS GROUP					

GROUP AN

TRANSMISSION HOUSING, OIL FILTER AND OIL PAN, FIGURE 13
SAME AS GROUP A, EXCEPT FOR PARTS LISTED BELOW

65	TUBE, 3-4 SHIFT ASSIST	23014208	1	1	2	4
----	------------------------------	----------	---	---	---	---

GROUP AP

TRANSMISSION HOUSING, OIL FILTER AND OIL PAN, FIGURE 13
SAME AS GROUP Y, EXCEPT FOR PARTS LISTED BELOW

51-53	NOT USED IN THIS GROUP					
67	SHAFT, MANUAL SELECTOR.....	6839103	1	1	2	6

* SERVICED AS AN ASSY - NOT AS A DETAIL PART

GROUP AQ
TRANSMISSION HOUSING, OIL FILTER AND OIL PAN, FIGURE 13-1
SAME AS GROUP AF, EXCEPT FOR PARTS LISTED BELOW

REF NO	NOMENCLATURE	PART NO	REQ	RECOMMENDED SPARES FOR UNITS		
				1-25	26-50	51-200
3	WASHER LOCK, 1/2.....	103323	11	22	44	142
4	BOLT, HX HD, 1/2-13 X 2.....	179889	11	22	44	142
19	NOT USED IN THIS GROUP					
29	TUBE, SIGNAL.....	6884064	1	1	2	6
41	LEVER ASSY, INSIDE DETENT.....	6838278	1	1	2	6
54-55	NOT USED IN THIS GROUP					

GROUP AR
TRANSMISSION HOUSING, OIL FILTER AND OIL PAN, FIGURE 13
SAME AS GROUP A, EXCEPT FOR PARTS LISTED BELOW

17	NOT USED IN THIS GROUP, SEE FIG. 19, ITEMS I AND 16 FOR HARDWARE REQUIRED					
30	FILTER, OIL.....	23013625	1	5	10	40
31	BOLT, HX HD, 5/16-18 X 2 3/4.....	9431456	1	2	4	10
34	GASKET, OIL PAN.....	23010652	1	3	6	15
35	PAN, OIL.....	23016882	1	1	2	6
39	PLUG, 1 INCH, HEATER ORIFICE.....	103870	1	1	2	4
41	SCREW, SPECIAL HX WASHER HD, 5/16-18 X 5/8.....	3829139	25	46	92	276
42	LEVER ASSY, INSIDE DETENT.....	6838278	1	1	2	6
55	TUBE, SIGNAL.....	6884064	1	1	2	6
64	TUBE, LOW SIGNAL.....	6884063	1	1	2	6

GROUP AS
TRANSMISSION HOUSING, OIL FILTER AND OIL PAN, FIGURE 13-1
SAME AS GROUP AF, EXCEPT FOR PARTS LISTED BELOW

3	WASHER LOCK, 1/2.....	103323	11	11	22	44
4	BOLT, HX HD, 1/2-13 X 6.....	187238	11	11	22	44
19	NOT USED IN THIS GROUP. SEE FIGURE 19 FOR HARDWARE					
29	TUBE, SIGNAL.....	6884064	1	1	2	6
30-31	NOT USED IN THIS GROUP					
33-34	NOT USED IN THIS GROUP					
36	PLUG, HEATER ORIFICE, 1 INCH.....	23017473	1	3	6	15
39	PAN, OIL, 8 1/2 INCH DEPTH.....	23014117	1	2	4	6
41	LEVER ASSY, INSIDE DETENT.....	6838278	1	1	2	6
50-52	NOT USED IN THIS GROUP					
54-55	NOT USED IN THIS GROUP					
60	SHAFT, MANUAL SELECTOR.....	6839103	1	1	2	6
61	WASHER.....	6755074	2	2	4	8
62	BOLT, HX HD, 1/2-20 X 1/2.....	181421	2	2	4	8
64	TUBE, LOW SIGNAL.....	6884063	1	1	2	6
65	RING, SEAL.....	23013114	1	3	6	12
66	FILLER, OIL.....	23016030	1	5	10	40
67	BOLT, HX HD, 5/16-18 x 3 1/4.....	274466	3	3	6	12

GROUP AT

TRANSMISSION HOUSING, OIL FILTER AND OIL PAN, FIGURE 13-1
SAME AS GROUP AF, EXCEPT FOR PARTS LISTED BELOW

50-52	NOT USED IN THIS GROUP					
60	SHAFT, MANUAL SELECTOR.....	6839103	1	1	2	6

ALLISON AUTOMATIC TRANSMISSION HT 700 SERIES PARTS CATALOG

NOTES

FIRST CLUTCH OR FIRST AND REVERSE CLUTCH SECTION

TO FIND DETAIL PARTS FOR YOUR ALLISON AUTOMATIC TRANSMISSION, TURN TO THE GROUP LISTED OPPOSITE THE ASSEMBLY PART NUMBER OF YOUR TRANSMISSION.

A/N*	MODEL	GROUP	A/N*	MODEL	GROUP
6835534	HT 740D	A	6880083	HT 750DRD	B
6838065	HT 740D	A	6880106	HT 740D	A
6838066	HT 740D	A	6880107	HT 740D	A
6838067	HT 740D	A	6880182	HT 750CRD	A
6838075	HT 740D	A	6880243	HT 750DRD	B
6838280	HT 750DRD	B	6880248	HT 750CRD	A
6838282	HT 750CRD	A	6880275	HT 750CRD	A
6838355	HT 750DRD	B	6880284	HT 750DRD	B
6838517	HT 740D	A	6880285	HT 750DRD	B
6838571	HT 740D	A	6880363	HT 750DRD	B
6838683	HT 740D	A	6880364	HT 750DRD	B
6838697	HT 740D	A	6880367	HT 740D	A
6839073	HT 750CRD	A	6880393	HT 750DRD	B
6839074	HT 750CRD	A	6880396	HT 750CRD	A
6839246	HT 750CRD	A	6880408	HT 740D	A
6839411	HT 750CRD	A	6880409	HT 740D	A
6839412	HT 740D	A	6880411	HT 750DRD	B
6839439	HT 740D	A	6880435	HT 740D	A
6839440	HT 740D	A	6880447	HT 750CRD	A
6839441	HT 750CRD	A	6880475	HT 750DRD	B
6839474	HT 750DRD	B	6880485	HT 750CRD	A
6839475	HT 750DRD	B	6880587	HT 740D	A
6839498	HT 750CRD	A	6880688	HT 750CRD	A
6839500	HT 750DRD	B	6880712	HT 750CRD	A
6839518	HT 750CRD	A	6880722	HT 750CRD	A
6839519	HT 740D	A	6880723	HT 740D	A
6839520	HT 740D	A	6880738	HT 750CRD	A
6839568	HT 740D	A	6880739	HT 750CRD	A
6839590	HT 750CRD	A	6880740	HT 750CRD	A
6839596	HT 750DRD	B	6880748	HT 750DRD	B
6839623	HT 750DRD	B	6880803	HT 750DRD	B
6839668	HT 750DRD	B	6880825	HT 740D	A
6839669	HT 750DRD	B	6880865	HT 740D	A
6839670	HT 750DRD	B	6880871	HT 750CRD	A
6839674	HT 740D	A	6880910	HT 750CRD	A
6839750	HT 750CRD	A	6880919	HT 750CRD	A
6839823	HT 750CRD	A	6880920	HT 750DRD	B
6839824	HT 740D	A	6880930	HT 750DRD	B
6839906	HT 740D	A	6880968	HT 750DRD	B
6839922	HT 750DRD	B	6880969	HT 750CRD	A
6839923	HT 750DRD	B	6880970	HT 740D	A
6839924	HT 750DRD	B	6881023	HT 740D	A
6839932	HT 750CRD	A	6881054	HT 740D	A
6839933	HT 750DRD	B	6881055	HT 740D	A
6839993	HT 740D	A	6881059	HT 740D	A
6880041	HT 750CRD	A	6881120	HT 750CRD	A
6880042	HT 750DRD	B	6881140	HT 740D	A
6880046	HT 740D	A	6881151	HT 750CRD	A
6880047	HT 750CRD	A	6881156	HT 750DRD	B
6880081	HT 750CRD	A	6881166	HT 740D	A

CONTINUED ON NEXT PAGE

* A/N* - ASSEMBLY NUMBER - FOUND ON YOUR TRANSMISSION NAMEPLATE

FIRST CLUTCH OR FIRST AND REVERSE CLUTCH SECTION

TO FIND DETAIL PARTS FOR YOUR ALLISON AUTOMATIC TRANSMISSION, TURN TO THE GROUP LISTED OPPOSITE THE ASSEMBLY PART NUMBER OF YOUR TRANSMISSION.

A/N*	MODEL	GROUP	A/N*	MODEL	GROUP
6881167	HT 750CRD	A	6881312	HT 750DRD	B
6881168	HT 750CRD	A	6881313	HT 750DRD	B
6881169	HT 750CRD	A	6881314	HT 750DRD	B
6881191	HT 740D	A	6881315	HT 750DRD	B
6881192	HT 750DRD	B	6881316	HT 750DRD	B
6881193	HT 740D	A	6881317	HT 750DRD	B
6881194	HT 740D	A	6881318	HT 750DRD	B
6881195	HT 740D	A	6881319	HT 750DRD	B
6881196	HT 740D	A	6881320	HT 750DRD	B
6881197	HT 750CRD	A	6881321	HT 750DRD	B
6881198	HT 740D	A	6881322	HT 740D	A
6881199	HT 740D	A	**6881322B	HT 740D	A
6881200	HT 740D	A	6881323	HT 740D	A
6881201	HT 740D	A	**6881323B	HT 740D	A
6881202	HT 750CRD	A	6881324	HT 740D	A
6881203	HT 750CRD	A	**6881324B	HT 740D	A
6881204	HT 750CRD	A	6881325	HT 740D	A
6881205	HT 750CRD	A	**6881325B	HT 740D	A
6881213	HT 740D	A	6881326	HT 740D	A
6881263	HT 740D	A	6881327	HT 740D	A
6881266	HT 740D	A	6881328	HT 740D	A
6881267	HT 750DRD	B	6881329	HT 740D	A
6881268	HT 750DRD	B	6881330	HT 740D	A
6881288	HT 740D	A	6881331	HT 740D	A
6881289	HT 740D	A	6881332	HT 740D	A
6881292	HT 750CRD	A	6881333	HT 740D	A
**6881292B	HT 750CRD	A	6881334	HT 740D	A
6881293	HT 750CRD	A	6881335	HT 740D	A
6881294	HT 750CRD	A	**681335B	HT 740D	A
6881295	HT 750CRD	A	6881336	HT 740D	A
**6881295B	HT 750CRD	A	6881337	HT 740D	A
6881296	HT 750CRD	A	6881338	HT 740D	A
**6881296B	HT 750CRD	A	6881339	HT 750DRD	B
6881297	HT 750CRD	A	6881340	HT 750DRD	B
**6881297B	HT 750CRD	A	6881341	HT 750DRD	B
6881299	HT 750CRD	A	6881342	HT 750DRD	B
6881300	HT 750CRD	A	6881343	HT 750DRD	B
6881301	HT 750CRD	A	6881344	HT 750CRD	A
6881302	HT 750CRD	A	6881345	HT 750CRD	A
**6881302	HT 750CRD	A	6881346	HT 750CRD	A
6881303	HT 750CRD	A	6881347	HT 750CRD	A
**6881303	HT 750CRD	A	6881348	HT 740D	A
6881304	HT 750CRD	A	6881349	HT 740D	A
6881305	HT 750CRD	A	6881350	HT 740D	A
6881306	HT 750CRD	A	6881350B	HT 740D	A
6881307	HT 750DRD	B	6881351	HT 740D	A
6881308	HT 750DRD	B	**6881351B	HT 740D	A
6881309	HT 750DRD	B	6881361	HT 750DRD	B
6881310	HT 750DRD	B	6881408	HT 750CRD	A
6881311	HT 750DRD	B	6881419	HT 740D	A

CONTINUED ON NEXT PAGE

* A/N* - ASSEMBLY NUMBER - FOUND ON YOUR TRANSMISSION NAMEPLATE

** SEE SPI 15TR75

FIRST CLUTCH OR FIRST AND REVERSE CLUTCH SECTION

TO FIND DETAIL PARTS FOR YOUR ALLISON AUTOMATIC TRANSMISSION, TURN TO THE GROUP LISTED OPPOSITE THE ASSEMBLY PART NUMBER OF YOUR TRANSMISSION.

A/N*	MODEL	GROUP	A/N*	MODEL	GROUP
**6881419B	HT 740D	A	6882086	HT 740D	A
6881420	HT 740D	A	**68820868	HT 740D	A
6881421	HT 750DRD	B	6882087	HT 740D	A
6881430	HT 740D	A	**6882087B	HT 740D	A
6881431	HT 740D	A	6882088	HT 740D	A
6881437	HT 740D	A	**6882088B	HT 740D	A
6881445	HT 750DRD	B	6882089	HT 740D	A
6881447	HT 750DRD	B	**6882089B	HT 740D	A
6881448	HT 750DRD	B	6882090	HT 740D	A
6881449	HT 750CRD	A	**6882090B	HT 740D	A
6881452	HT 740D	A	6882094	HT 750CRD	A
6881453	HT 750CRD	A	6882104	HT 740D	A
6881531	HT 740D	A	**6882104B	HT 740D	A
6881532	HT 750DRD	B	6882159	HT 750CRD	A
6881548	HT 750DRD	B	6882161	HT 750DRD	B
6881655	HT 740D	A	6882163	HT 740D	A
6881707	HT 740D	A	6882164	HT 740D	A
6881708	HT 740D	A	6882165	HT 740D	A
6881709	HT 740D	A	6882166	HT 740D	A
6881710	HT 740D	A	6882167	HT 740D	A
6881711	HT 740D	A	6882168	HT 740D	A
6881712	HT 740D	A	6882169	HT 740D	A
6881713	HT 740D	A	6882170	HT 740D	A
6881714	HT 740D	A	6882171	HT 740D	A
6881849	HT 740D	A	6882172	HT 740D	A
**6881849B	HT 740D	A	6882173	HT 740D	A
6881864	HT 750DRD	B	6882174	HT 740D	A
6881865	HT 750DRD	B	6882175	HT 740D	A
6881872	HT 750DRD	B	6882176	HT 740D	A
6881873	HT 750DRD	B	6882177	HT 740D	A
6881880	HT 750DRD	B	6882178	HT 740D	A
6881890	HT 750CRD	A	6882179	HT 750CRD	A
6881949	HT 740D	A	6882180	HT 750CRD	A
6881950	HT 750DRD	B	6882181	HT 750CRD	A
6881951	HT 750DRD	B	6882182	HT 750CRD	A
6881957	HT 740D	A	6882183	HT 750CRD	A
6882070	HT 740D	A	6882184	HT 750CRD	A
**6882070B	HT 740D	A	6882185	HT 750CRD	A
6882080	HT 740D	A	6882186	HT 750CRD	A
**6882080B	HT 740D	A	6882187	HT 750CRD	A
6882081	HT 740D	A	6882188	HT 750CRD	A
**6882081B	HT 740D	A	6882189	HT 750CRD	A
6882082	HT 740D	A	6882190	HT 740D	A
**6882082B	HT 740D	A	6882259	HT 750DRD	B
6882083	HT 740D	A	6882268	HT 740D	A
**6882083B	HT 740D	A	6882270	HT 740D	A
6882084	HT 740D	A	6882271	HT 740D	A
**6882084B	HT 740D	A	6882272	HT 740D	A
6882085	HT 740D	A	6882273	HT 740D	A
**6882085B	HT 740D	A	6882274	HT 740D	A

CONTINUED ON NEXT PAGE

* A/N* - ASSEMBLY NUMBER - FOUND ON YOUR TRANSMISSION NAMEPLATE

** SEE SPI 15TR75

FIRST CLUTCH OR FIRST AND REVERSE CLUTCH SECTION

TO FIND DETAIL PARTS FOR YOUR ALLISON AUTOMATIC TRANSMISSION, TURN TO THE GROUP LISTED OPPOSITE THE ASSEMBLY PART NUMBER OF YOUR TRANSMISSION.

A/N*	MODEL	GROUP	A/N*	MODEL	GROUP
6882275	HT 740D	A	6882449	HT 740D	A
6882276	HT 750CRD	A	6882450	HT 740D	A
6882277	HT 750CRD	A	6882451	HT 740D	A
6882278	HT 750CRD	A	6882452	HT 740D	A
6882279	HT 750CRD	A	6882453	HT 740D	A
6882280	HT 750CRD	A	6882454	HT 740D	A
6882281	HT 750CRD	A	6882455	HT 750CRD	A
6882298	HT 750DRD	B	6882456	HT 750CRD	A
6882329	HT 750CRD	A	6882457	HT 750CRD	A
6882340	HT 750CRD	A	6882458	HT 750CRD	A
6882341	HT 750DRD	B	6882459	HT 750CRD	A
6882346	HT 740D	A	6882460	HT 750CRD	A
6882411	HT 740D	A	6882461	HT 750CRD	A
6882412	HT 740D	A	6882462	HT 750CRD	A
6882413	HT 740D	A	6882463	HT 750CRD	A
6882414	HT 740D	A	6882464	HT 750CRD	A
6882415	HT 740D	A	6882465	HT 750CRD	A
6882416	HT 740D	A	6882466	HT 750CRD	A
6882417	HT 740D	A	6882467	HT 750CRD	A
6882418	HT 740D	A	6882468	HT 750CRD	A
6882419	HT 740D	A	6882469	HT 750CRD	A
6882420	HT 740D	A	6882470	HT 750CRD	A
6882421	HT 740D	A	6882471	HT 750CRD	A
6882422	HT 740D	A	6882472	HT 750CRD	A
6882423	HT 740D	A	6882473	HT 750CRD	A
6882424	HT 740D	A	6882474	HT 750CRD	A
6882425	HT 740D	A	6882475	HT 750CRD	A
6882426	HT 740D	A	6882476	HT 750CRD	A
6882427	HT 740D	A	6882477	HT 750DRD	B
6882426	HT 740D	A	6882478	HT 750DRD	B
6882429	HT 740D	A	6882479	HT 750DRD	B
6882430	HT 740D	A	6882480	HT 750DRD	B
6882431	HT 740D	A	6882481	HT 750DRD	B
6882432	HT 740D	A	6882482	HT 750DRD	B
6882433	HT 740D	A	6882483	HT 750DRD	B
6882434	HT 740D	A	6882484	HT 750DRD	B
6882435	HT 740D	A	6882485	HT 750DRD	B
6882436	HT 740D	A	6882486	HT 750DRD	B
6882437	HT 740D	A	6882487	HT 750DRD	B
6882438	HT 740D	A	6882488	HT 750DRD	B
6882439	HT 740D	A	6882489	HT 750DRD	B
6882440	HT 740D	A	6882490	HT 750DRD	B
6882441	HT 740D	A	6882491	HT 750DRD	B
6882442	HT 740D	A	6882492	HT 750DRD	B
6882443	HT 740D	A	6882493	HT 750DRD	B
6882444	HT 740D	A	6882494	HT 750DRD	B
6882445	HT 740D	A	6882495	HT 750DRD	B
6882446	HT 740D	A	6882496	HT 750DRD	B
6882447	HT 740D	A	6882497	HT 750DRD	B
6882448	HT 740D	A	6882498	HT 750DRD	B

CONTINUED ON NEXT PAGE

* A/N* - ASSEMBLY NUMBER - FOUND ON YOUR TRANSMISSION NAMEPLATE

FIRST CLUTCH OR FIRST AND REVERSE CLUTCH SECTION

TO FIND DETAIL PARTS FOR YOUR ALLISON AUTOMATIC TRANSMISSION, TURN TO THE GROUP LISTED OPPOSITE THE ASSEMBLY PART NUMBER OF YOUR TRANSMISSION.

A/N*	MODEL	GROUP	A/N*	MODEL	GROUP
6882499	HT 750DRD	B	6883329	HT 750CRD	A
6882500	HT 750DRD	B	6883334	HT 740FS	A
6882501	HT 750DRD	B	6883452	HT 740D	A
6882502	HT 750DRD	B	6883462	HT 740D	A
6882503	HT 750DRD	B	6883463	HT 750DRD	B
6882504	HT 750DRD	B	6883509	HT 750DRD	B
6882547	HT 750DRD	B	6883510	HT 750DRD	B
6882568	HT 750CRD	A	6883526	HT 740D	A
6882570	HT 750DRD	B	6883535	HT 750DRD	B
6882571	HT 740D	A	6883583	HT 740D	A
6882582	HT 750DRD	B	6883597	HT 750DRD	B
6882585	HT 740D	A	6883624	HT 750DRD	B
6882590	HT 740D	A	6883626	HT 750CRD	A
6882597	HT 740D	A	6883646	HT 750DRD	B
6882626	HT 740D	A	6883652	HT 740D	A
6882647	HT 740D	A	6883653	HT 750CRD	A
6882695	HT 750DRD	B	6883654	HT 750CRD	A
6882704	HT 740D	A	6883664	HT 750CRD	A
6882705	HT 740D	A	6883679	HT 740D	A
6882706	HT 740D	A	6883692	HT 740D	A
6882726	HT 740D	A	6883699	HT 750DRD	B
6882744	HT 740FS	A	6883700	HT 750DRD	B
6883024	HT 750DRD	B	6883706	HT 740FS	A
6883043	HT 750CRD	A	6883722	HT 740D	A
6883073	HT 740D	A	6883793	HT 740D	A
6883075	HT 740D	A	6883806	HT 740D	A
6883077	HT 750DRD	B	6883807	HT 750CRD	A
6883095	HT 740D	A	6883822	HT 750DRD	B
6883122	HT 750CRD	A	6883859	HT 750DRD	B
6883124	HT 750DRD	A	6883869	HT 740D	A
6883154	HT 750DRD	B	6883870	HT 740D	A
6883170	HT 750DRD	B	6883890	HT 740D	A
6883188	HT 750DRD	B	6883895	HT 740D	A
6883191	HT 740D	A	6883897	HT 740D	A
6883222	HT 740D	A	6883907	HT 750CRD	A
6883231	HT 740D	A	6883911	HT 750CRD	A
6883232	HT 740D	A	6883912	HT 740D	A
6883233	HT 740D	A	6883913	HT 750DRD	B
6883234	HT 740D	A	6883933	HT 740D	A
6883235	HT 740D	A	6883934	HT 750CRD	A
6883237	HT 740D	A	6883952	HT 750DRD	B
6883240	HT 740FS	A	6883953	HT 750DRD	B
6883243	HT 740FS	A	6883972	HT 750CRD	A
6883244	HT 740FS	A	6883973	HT 750CRD	A
6883245	HT 740FS	A	6883975	HT 750CRD	B
6883246	HT 740FS	A	6883976	HT 740FS	A
6883260	HT 750DRD	B	6883994	HT 740D	A
6883302	HT 740D	A	6884007	HT 750DRD	B
6883315	HT 740D	A	6884077	HT 740D	A
6883316	HT 750CRD	A	6884091	HT 750CRD	A

CONTINUED ON NEXT PAGE

* A/N* - ASSEMBLY NUMBER - FOUND ON YOUR TRANSMISSION NAMEPLATE

FIRST CLUTCH OR FIRST AND REVERSE CLUTCH SECTION

TO FIND DETAIL PARTS FOR YOUR ALLISON AUTOMATIC TRANSMISSION, TURN TO THE GROUP LISTED OPPOSITE THE ASSEMBLY PART NUMBER OF YOUR TRANSMISSION.

A/N*	MODEL	GROUP	A/N*	MODEL	GROUP
6884119	HT 750CRD	A	6884539	HT 740D	A
6884123	HT 750CRD	A	6884540	HT 740D	A
6884124	HT 750CRD	A	6884541	HT 750CRD	A
6884125	HT 750CRD	A	6884542	HT 750CRD	A
6884194	HT 750CRD	A	6884543	HT 750CRD	A
6884195	HT 750CRD	A	6884544	HT 750CRD	A
6884257	HT 750DRD	B	6884545	HT 750CRD	A
6884267	HT 750CRD	A	6884546	HT 750CRD	A
6884268	HT 740D	A	6884547	HT 750CRD	A
6884288	HT 750DRD	B	6884548	HT 750CRD	A
6884449	HT 740D	A	6884549	HT 750CRD	A
6884452	HT 750CRD	A	6884550	HT 750CRD	A
6884453	HT 750CRD	A	6884551	HT 750CRD	A
6884454	HT 750DRD	B	6884552	HT 750CRD	A
6884456	HT 740D	A	6884553	HT 750DRD	B
6884458	HT 740D	A	6884554	HT 750DRD	B
6884459	HT 750DRD	B	6884555	HT 750DRD	B
6884460	HT 750DRD	B	6884556	HT 750DRD	B
6884475	HT 740D	A	6884557	HT 750DRD	B
6884477	HT 750DRD	B	6884558	HT 750DRD	B
6884476	HT 750CRD	A	6884559	HT 750DRD	B
6884484	HT 750DRD	B	6884560	HT 750DRD	B
6884509	HT 750DRD	B	6884561	HT 750DRD	B
6884510	HT 750DRD	B	6884562	HT 750DRD	B
6884511	HT 750CRD	A	6884563	HT 750DRD	B
6884512	HT 750CRD	A	6884564	HT 750DRD	B
6884513	HT 740D	A	6884565	HT 750DRD	B
6884514	HT 740D	A	6884566	HT 750DRD	B
6884515	HT 740D	A	6884567	HT 750DRD	B
6884516	HT 740D	A	6884568	HT 750DRD	B
6884517	HT 740D	A	6884569	HT 750DRD	B
6884518	HT 740D	A	6884571	HT 750DRD	B
6884519	HT 740D	A	6884572	HT 750DRD	B
6884520	HT 740D	A	6884573	HT 750DRD	B
6884521	HT 740D	A	6884574	HT 750DRD	B
6884522	HT 740D	A	6884575	HT 750DRD	B
6884523	HT 740D	A	6884591	HT 750CRD	A
6884524	HT 740D	A	6884685	HT 740D	A
6884525	HT 740D	A	6884686	HT 750DRD	B
6884526	HT 740D	A	6884687	HT 750DRD	B
6884527	HT 740D	A	6884695	HT 750DRD	B
6884528	HT 740D	A	6884696	HT 740D	A
6884529	HT 740D	A	6884697	HT 750CRD	A
6884530	HT 740D	A	6884698	HT 740D	A
6884533	HT 740FS	A	6884699	HT 740D	A
6884534	HT 740FS	A	6884726	HT 750DRD	B
6884535	HT 740D	A	6884729	HT 740D	A
6884536	HT 740D	A	6884796	HT 750DRD	B
6884537	HT 740D	A	6885200	HT 750DRD	B
6884538	HT 740D	A	6885201	HT 750CRD	A

CONTINUED ON NEXT

* A/N* - ASSEMBLY NUMBER - FOUND ON YOUR TRANSMISSION NAMEPLATE

FIRST CLUTCH OR FIRST AND REVERSE CLUTCH SECTION

TO FIND DETAIL PARTS FOR YOUR ALLISON AUTOMATIC TRANSMISSION, TURN TO THE GROUP LISTED OPPOSITE THE ASSEMBLY PART NUMBER OF YOUR TRANSMISSION.

A/N*	MODEL	GROUP	A/N*	MODEL	GROUP
6885208	HT 740D	A	6885337	HT 750DRD	B
6885287	HT 740D	A	6885338	HT 750DRD	B
6885209	HT 750DRD	B	6885344	HT 750CRD	A
6885214	HT 750DRD	B	6885345	HT 740D	A
6885237	HT 750DRD	B	6885356	HT 740D	A
6885238	HT 750DRD	B	6885363	HT 740D	A
6885240	HT 750DRD	B	6885367	HT 740D	A
6885241	HT 740D	A	6885368	HT 740D	A
6885242	HT 740D	A	6885369	HT 750DRD	B
6885243	HT 740FS	A	6885371	HT 740D	A
6885248	HT 750CRD	A	6885372	HT 754CRD	A
6885249	HT 750DRD	B	6885373	HT 740D	A
6885260	HT 750DRD	B	6885376	HT 750DRD	B
6885261	HT 740D	A	6885377	HT 750DRD	A
6885262	HT 740D	A	6885379	HT 750DRD	B
6885263	HT 750DRD	B	6885380	HT 750DRD	B
6885264	HT 750DRD	B	6885381	HT 750DRD	B
6885265	HT 750CRD	A	6885382	HT 750DRD	B
6885266	HT 750CRD	A	6885383	HT 750DRD	B
6885270	HT 750DRD	B	6885384	HT 740D	A
6885273	HT 754CRD	A	6885385	HT 740D	A
6885274	HT 750DRD	B	6885386	HT 740D	A
6885275	HT 740D	A	6885398	HT 750DRD	B
6885276	HT 750CRD	A	6885399	HT 740D	A
6885277	HT 740D	A	6885409	HT 750DRD	B
6885278	HT 740D	A	6885416	HT 750CRD	A
6885279	HT 750CRD	A	6885417	HT 740D	A
6885285	HT 740D	A	6885424	HT 750DRD	B
6885286	HT 740D	A	6885425	HT 750DRD	B
6885287	HT 740D	A	6885426	HT 754CRD	A
6885288	HT 740D	A	6885459	HT 754CRD	A
6885289	HT 740D	A	6885464	HT 750CRD	A
6885295	HT 750DRD	B	6885491	HT 740D	A
6885296	HT 750CRD	A	6885493	HT 750DRD	B
6885297	HT 750CRD	A	6885511	HT 750CRD	A
6885298	HT 740D	A	6885512	HT 740D	A
6885299	HT 740D	A	6885513	HT 740D	A
6885300	HT 740D	A	6885514	HT 740D	A
6885301	HT 740D	A	6885516	HT 754CRD	A
6885312	HT 750DRD	B	6885517	HT 754CRD	A
6885313	HT 750DRD	B	6885524	HT 740D	A
6885322	HT 740D	A	6885532	HT 740D	A
6885323	HT 750CRD	A	6885537	HT 740D	A
6885324	HT 750DRD	B	6885542	HT 754CRD	A
6885326	HT 740D	A	6885543	HT 740D	A
6885329	HT 740D	A	6885544	HT 740D	A
6885333	HT 740FS	A	6885545	HT 740D	A
6885334	HT 750DRD	B	6885551	HT 740D	A
6885335	HT 750DRD	B	6885552	HT 740D	A
6885336	HT 750DRD	B	6885553	HT 740D	A

CONTINUED ON NEXT PAGE

- A/N* - ASSEMBLY NUMBER - FOUND ON YOUR TRANSMISSION NAMEPLATE

FIRST CLUTCH OR FIRST AND REVERSE CLUTCH SECTION

TO FIND DETAIL PARTS FOR YOUR ALLISON AUTOMATIC TRANSMISSION, TURN TO THE GROUP LISTED OPPOSITE THE ASSEMBLY PART NUMBER OF YOUR TRANSMISSION.

A/N*	MODEL	GROUP	A/N*	MODEL	GROUP
6885554	HT 740D	A	6885612	HT 750DRD	B
6885555	HT 740D'	A	6885613	HT 750DRD	B
6885556	HT 740D	A	6885614	HT 750DRD	B
6885557	HT 740D	A	6885615	HT 750DRD	B
6885558	HT 740D	A	6885616	HT 740D	A
6885559	HT 740FS	A	6885617	HT 740D	A
6885560	HT 750DRD	B	6885648	HT 750DRD	B
6885561	HT 750DRD	B	6885649	HT 740D	A
6885562	HT 750DRD	B	6885650	HT 754CRD	A
6885563	HT 754CRD	A	6885652	HT 750DRD	B
6885564	HT 754CRD	A	6885681	HT 740D	A
6885565	HT 740D	A	6885682	HT 750CRD	A
6885566	HT 740D	A	23010727	HT 740D	A
6885573	HT 750CRD	A	23010728	HT 750DRD	B
6885576	HT 740D	A	23010777	HT 750CRD	A
6885577	HT 740D	A	23010781	HT 750DRD	B
6885578	HT 740D	A	23010783	HT 750CRD	A
6885579	HT 740D	A	23010786	HT 750CRD	A
6885580	HT 740D	A	23010788	HT 740D	A
6885581	HT 740FS	A	23010789	HT 750DRD	B
6885582	HT 740D	A	23010790	HT 750CRD	A
6885583	HT 740D	A	23010791	HT 740D	A
6885584	HT 740D	A	23010798	HT 750CRD	A
6885585	HT 740D	A	23010801	HT 740D	A
6885586	HT 740D	A	23010802	HT 750DRD	B
6885587	HT 740D	A	23010803	HT 750DRD DB	B
6885588	HT 740D	A	23010813	HT 740D	A
6885589	HT 740D	A	23010832	HT 750DRD DB	B
6885590	HT 754CRD	A	23010833	HT 750DRD DB	B
6885591	HT 754CRD	A	23010835	HT 740D	A
6885592	HT 754CRD	A	23010837	HT 754CRD	A
6885593	HT 754CRD	A	23010842	HT 750DRD DB	B
6885594	HT 754CRD	A	23010844	HT 740D	A
6885595	HT 754CRD	A	23010845	HT 740D	A
6885596	HT 754CRD	A	23010846	HT 750DRD	B
6885597	HT 750DRD	B	23010863	HT 740D	A
6885598	HT 750DRD	B	23010864	HT 754CRD	A
6885599	HT 750DRD	B	23010865	HT 750DRD DB	B
6885600	HT 750DRD	B	23010867	HT 750DRD	B
6885601	HT 750DRD	B	23010870	HT 750DRD	B
6885602	HT 750DRD	B	23010873	HT 740D	A
6885603	HT 750DRD	B	23010874	HT 740FS	A
6885604	HT 750DRD	B	23010875	HT 740D	A
6885605	HT 750DRD	B	23010876	HT 740D	A
6885606	HT 750DRD	B	23010877	HT 754CRD	A
6885607	HT 750DRD	B	23010878	HT 754CRD	A
6885608	HT 750DRD	B	23010879	HT 750DRD	B
6885609	HT 750DRD	B	23010880	HT 750DRD	B
6885610	HT 750DRD	B	23010881	HT 740D	A'
6885611	HT 750DRD	B	23010882	HT 740D	A

CONTINUED ON NEXT PAGE

A/N - ASSEMBLY NUMBER - FOUND ON YOUR TRANSMISSION NAMEPLATE

FIRST CLUTCH OR FIRST AND REVERSE CLUTCH SECTION

TO FIND DETAIL PARTS FOR YOUR ALLISON AUTOMATIC TRANSMISSION, TURN TO THE GROUP LISTED OPPOSITE THE ASSEMBLY PART NUMBER OF YOUR TRANSMISSION.

A/N*	MODEL	GROUP	A/N*	MODEL	GROUP
23010883	HT 754CRD	A	23011405	HT 750DRD	B
23010884	HT 754CRD	A	23011407	HT 740D	A
23010885	HT 750DRD	B	23011412	HT 754DRD	B
23010886	HT 750DRD	B	23011413	HT 740D	A
23010887	HT 754CRD	A	23011427	HT 750DRD	B
23010888	HT 750DRD	B	23011428	HT 750DRD	B
23010889	HT 754CRD	A	23011430	HT 754CRD	A
23010891	HT 740D	A	23011432	HT 754CRD	A
23010892	HT 740D	A	23011434	HT 750DRD	B
23010898	HT 750DRD	B	23011435	HT 750DRD	B
23010899	HT 750DRD	B	23011438	HT 750DRD	B
23010901	HT 740D	A	23011447	HT 750DRD	B
23010902	HT 740D	A	23011459	HT 754CRD	A
23010905	HT 750DRD	B	23011469	HT 740D	A
23010906	HT 750DRD	B	23011495	HT 740D	A
23010918	HT 740D	A	23011506	HT 754CRD	A
23010919	HT 740D	A	23011508	HT 754CRD	A
23010920	HT 740D	A	23011509	HT 750DRD	B
23010921	HT 750CRD	A	23011510	HT 750DRD	B
23010922	HT 754CRD	A	23011519	HT 740D	A
23010923	HT 750DRD	B	23011532	HT 754CRD	A
23010935	HT 750DRD	B	23011544	HT 7400	A
23010936	HT 740D	A	23011556	HT 7400	A
23010937	HT 754CRD	A	23011557	HT 7400	A
23010938	HT 754CRD	A	23011566	HT 750DRD	B
23010939	HT 754CRD	A	23011567	HT 750DRD DB	B
23010940	HT 754CRD	A	23011569	HT 754CRD	A
23010958	HT 750DRD	B	23011573	HT 754CRD	A
23010963	HT 740D	A	23011587	HT 754CRD	A
23010965	HT 750DRD	B	23011588	HT 750DRD	B
23010966	HT 750DRD	B	23011589	HT 750DRD	B
23010967	HT 750DRD	B	23011591	HT 7400D	A
23010968	HT 750DRD	B	23011592	HT 754CRD	A
23010969	HT 740D	A	23011850	HT 750DRD	B
23010975	HT 740D	A	23011852	HT 7400	A
23010976	HT 750DRD	B	23012022	HT 750DRD 08	B
23010977	HT 750DRD	B	23012050	HT 750DRD DB	B
23010989	HT 740D	A	23012053	HT 740D	A
23011306	HT 750DRD	B	23012069	HT 754CRD	A
23011309	HT 750DRD	B	23012087	HT 754CRD	A
23011334	HT 754CRD	A	23012088	HT 740D	A
23011335	HT 750DRD	B	23012095	HT 750DRD	B
23011338	HT 740D	A	23012096	HT 750DRD DB	B
23011341	HT 750DRD	B	23012097	HT 750DRD DB	B
23011343	HT 740D	A	23012098	HT 750DRD DB	B
23011349	HT 7400	A	23012099	HT 750DRD DB	B
23011389	HT 754CRD	A	23012110	HT 750DRD	B
23011391	HT 7400	A	23012114	HT 7400D	A
23011394	HT 750DRD	B	23012135	HT 740D	A
23011396	HT 750DRI	B	23012139	HT 750DRD	B

CONTINUED ON NEXT PAGE

- A/N* - ASSEMBLY NUMBER - FOUND ON YOUR TRANSMISSION NAMEPLATE

FIRST CLUTCH OR FIRST AND REVERSE CLUTCH SECTION

TO FIND DETAIL PARTS FOR YOUR ALLISON AUTOMATIC TRANSMISSION, TURN TO THE GROUP LISTED OPPOSITE THE ASSEMBLY PART NUMBER OF YOUR TRANSMISSION.

A/N*	MODEL	GROUP	A/N*	MODEL	GROUP
23012140	HT 7400	A	23012745	HT 750DRD	B
23012141	HT 754CRD	A	23012756	HT 7400	A
23012171	HT 754CRD	A	23012757	HT 754CRD	A
23012172	HT 754CRD	A	23012767	HT 7400	A
23012193	HT 754CRD	A	23012768	HT 754CRD	A
23012200	HT 754CRD	A	23012770	HT 740D	A
23012214	HT 7400	A	23014331	HT 740D	A
23012215	HT 7400	A	23014332	HT 747D	A
23012220	HT 754CRD	A	23014333	HT 750DRD	B
23012246	HT 750DRD	B	23014334	HT 754CRD	A
23012256	HT 750DRD DB	B	23014344	SIT 750DRD	B
23012259	HT 750DRD	B	23014345	HT 754CRD	A
23012315	HT 754CRD	A	23014424	HT 750DRD DB	B
23012316	HT 754CRD	A	23014435	IHT 7400	A
23012321	HT 7400D	A	23014436	HT 754CRD	A
23012322	HT 7400	A	23014445	HT 750DRD	B
23012326	HT 7470	A	23014463	HT 750DRD	B
23012327	HT 7400	A	23014475	HT 754CR0	A
23012363	HT 750DRD	B	23014476	HT 754CRD	A
23012364	HT 750DRD	B	23014477	HT 740D	A
23012381	HT 754CRD	A	23014478	HT 740D	A
23012419	HT 7400	A	23014492	HT 754CRD	A
23012420	HT 7400D	A	23014498	HT 7400D	A
23012421	HT 750DRD	B	23014499	HT 750DRD	B
23012422	HT 740D	A	23014500	HT 754CRD	A
23012427	HT 750DRD	B	23014502	HT 750DRD	B
23012436	HT 740D	A	23014505	HT 750DRD	B
23012449	HT 7400	A	23014508	HT 750D0R	B
23012450	HI 750ODRD	B	23014526	HT 750DRD	B
23012471	HT 7470	A	23014529	HT 7400D	A
23012474	HT 7400D	A	23014530	HT 750DRD	B
23012475	HT 7470	A	23014539	HT 7400D	A
23012476	HT 740D	A	23014541	HT 750DRD	B
23012503	HT 754CRD	A	23014545	HT 754CRD	A
23012504	HT 750DRD	B	23014553	HT 7400	A
23012505	HT 7400	A	23014555	HT 740D	A
23012589	HT 750DRD	A	23014587	HI 754CRD	A
23012590	HT 750DRD	B	23014588	HT 754CRO	A
23012591	HT 7400	A	23014643	HT 754CRD	A
23012594	HT 740D	A	23014645	SIT 7400	A
23012595	HT 750DRD DB	B	23014654	HT 750DRD	B
23012649	SIT 740D	A	23014658	HT 7400	A
23012684	HT 750DRD	B	23014661	HT 750DRD	B
23012690	HT 754CRD	A	23014670	HT 750DRD	B
23012691	HT 7400	A	23014684	HT 754CRD	A
23012698	HT 750DRD	B	23014691	HT 754CRD	A
23012699	HT 750DRD	B	23014700	HT 754CRD	A
23012700	HT 750DRD	B	23014913	HT 750DRD	B
23012703	HT 7400	A	23014937	HT 7470	A
23012704	HT 7400	A	23014941	HT 7470	A

CONTINUED ON NEXT PAGE

A/N - ASSEMBLY NUMBER - FOUND ON YOUR TRANSMISSION NAMEPLATE

COPYRIGHT 1985 GENERAL MOTORS CORP. 08-01 85

FIRST CLUTCH OR FIRST AND REVERSE CLUTCH SECTION

TO FIND DETAIL PARTS FOR YOUR ALLISON AUTOMATIC TRANSMISSION, TURN TO THE GROUP LISTED OPPOSITE THE ASSEMBLY PART NUMBER OF YOUR TRANSMISSION.

A/N*	MODEL	GROUP	A/N*	MODEL	GROUP
23014929	HT 750DRD	B	23019203	HT 750DRD	B
23014964	HT 7470	A	23019204	HT 7400D	A
23014983	HT 754CRD	A	23019252	HT 7400D	A
23014990	HT 754CRD	A	23019255	HT 740D	A
23015009	HT 754CRD	A	23019256	HT 7400	A
23015010	HT 750DRD	B	23019257	HT 7400D	A
23015028	HT 754CRD	A	23019258	HT 740D	A
23015032	HT 750DRD	B	23019259	HT 7400	A
23015058	HT 7470	A	23019260	HT 740D	A
23015066	HT 754CRD	A	23019261	HT 7400D	A
23015074	HT 747D	A	23019262	HT 7400D	A
23015104	HT 7470	A	23019263	HT 7400D	A
25015137	HT 750DRD	B	23019264	HT 7400D	A
23015142	HT 7400	A	23019265	HT 7400D	A
23015152	HT 7400D	A	23019266	HT 740D	A
23015153	HT 750DRD	B	23019267	HT 7400	A
23015177	HT 7470	A	23019268	HT 7400	A
23015199	HT 750DRD DB	B	23019269	HT 740D	A
23015206	HT 750DRD	B	23019270	HT 7400	A
23015214	HT 7400	A	23019271	HT 7400D	A
23015215	HT 750DRD	B	23019272	HT 7400D	A
23015216	HT 754CRD	A	23019273	HT 7400	A
23015222	HT 754CRD	A	23019274	HT 7400D	A
23015248	HT 750DRD	B	23019275	HT 7400	A
23015251	HT 750DRO	B	23019276	HT 7400	A
23019050	HT 7400	A	23019277	HT 740FS	A
23019052	HT 7470	A	23019278	HT 7400	A
23019057	HT 754CRO	A	23019279	HT 7400D	A
23019099	HT 750DRD	B	23019313	HT 740FS	A
23019100	HT 750DRD	B	23019314	HT 7400D	A
23019101	HT 754CRD	A	23019330	HT 750DRD	B
23019107	HT 750DRD	B	23019338	HT 750DRD	B
23019149	HT 750DRD	B	23019344	HT 747D	A
23019168	HT 750DRD	B	23019350	HT 747D	A
23019174	HT 7400	A	23019605	HT 740D	A
23019175	HT 7400	A	23019646	HT 754CRD	A
23019176	HT 7400D	A	23019647	HT 7400	A
23019177	HT 7400	A	23019658	HT 7400	A
23019178	HT 7400	A	23016996	HT 754CRD	A
23019179	HT 7400	A	23019697	HT 754CRD	A
23019180	HT 7400D	A	23019698	HT 754CRD	A
23019181	HT 747D	A	23019760	HT 7400	A
23019182	HT 747D	A	23019761	HT 7400	A
23019183	HT 747D	A	23019762	HT 7400	A
23019184	HT 7470	A	23019803	HT 7400D	A
23019185	HT 7470	A	23019811	HT 750DRD	B
23019186	HT 740D	A	23019812	HT 750DRD	B
23019187	HT 7470	A	23019823	HT 740D	A
23019199	HT 740D	A	23019824	HT 740D	A
23019202	HT 754CRD	A	23019825	HIT 7470	A

CONTINUED ON NEXT PAGE

* A/N* - ASSEMBLY NUMBER - FOUND ON YOUR TRANSMISSION NAMEPLATE

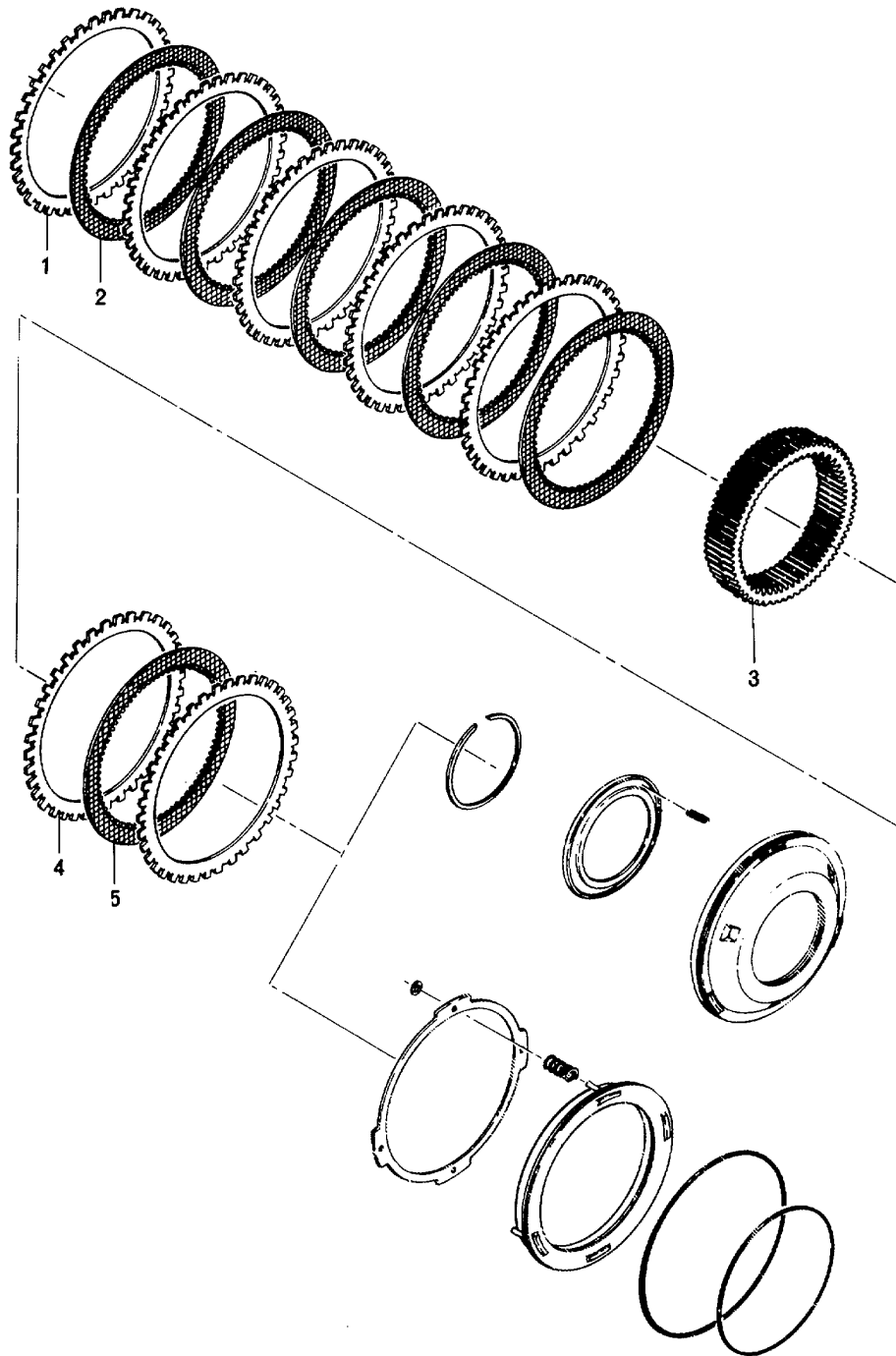
COPYRIGHT 1985 GENERAL MOTORS CORP. 08-01-85

FIRST CLUTCH OR FIRST AND REVERSE CLUTCH SECTION

TO FIND DETAIL PARTS FOR YOUR ALLISON AUTOMATIC TRANSMISSION, TURN TO THE GROUP LISTED OPPOSITE THE ASSEMBLY PART NUMBER OF YOUR TRANSMISSION.

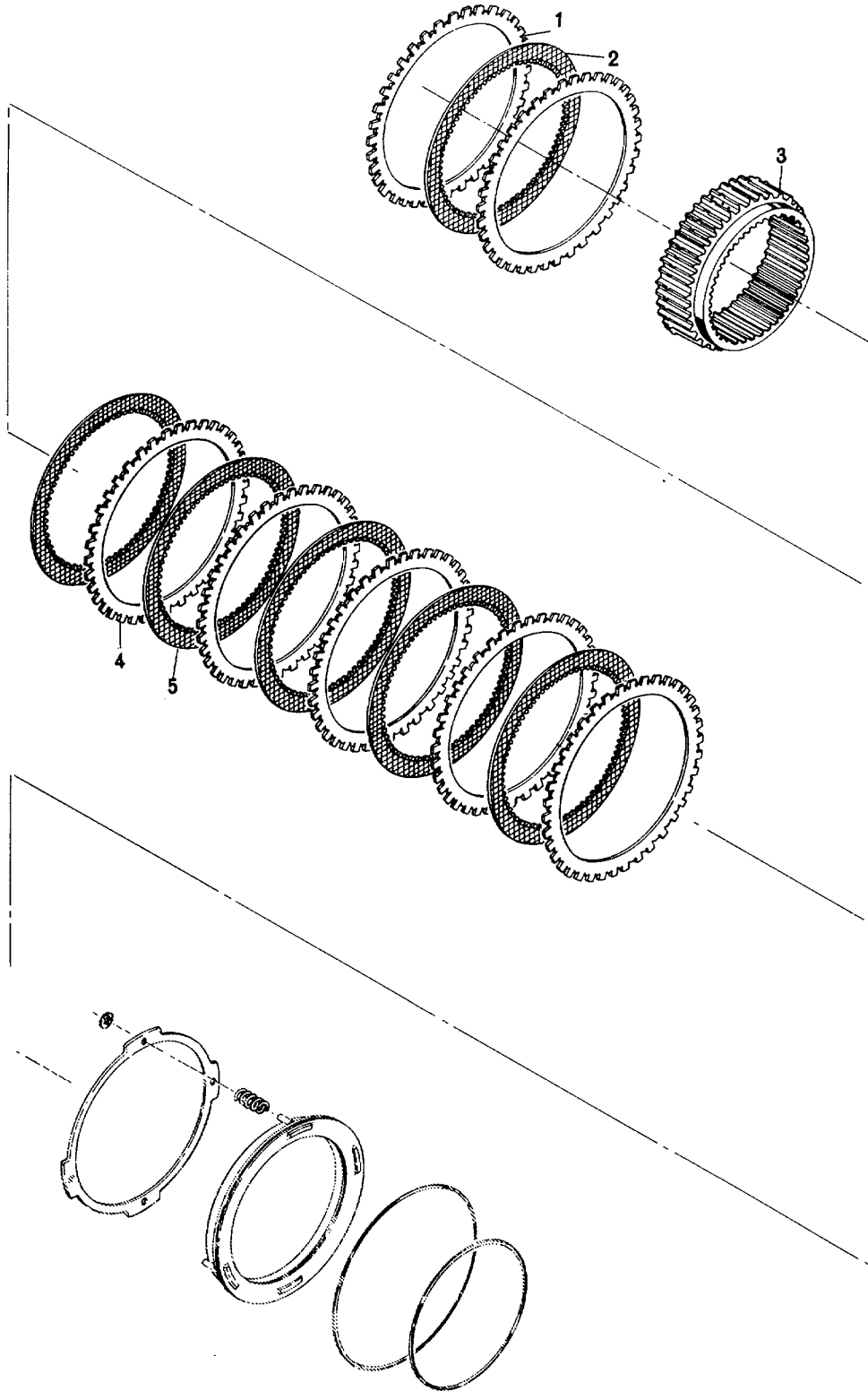
A/N*	MODEL	GROUP	A/N*	MODEL	GROUP
23019842	HT 7470	A	23040673	HT 740D	A
23019843	HT 7470	A	23040682	HT 754CRD	A
23019849	HT 754CRD	A	23040701	HT 754CRD	A
23019928	HT 754CRD	A	23040718	HT 750DRD	B
23019947	HT 754CRD	A	23040721	HT 7470	A
23019948	HT 754CRD	A	23040722	HT 7470	A
23019949	HT 7400	A	23040727	HT 754CRD	A
23019989	HT 747D	A	23040755	HT 754CRD	A
23019990	HT 747D	A	23040756	HT 754CRD	A
23040190	HT 750CRD	B	23040767	HT 754CRD	A
23040209	HT 7470	A	23040791	HT 740D	A
23040217	HT 750CRD DB	B	23040792	HT 7470	A
23040241	HT 7400	A	23040797	HT 7470	A
23040285	HT 7400	A	23040798	HT 7470	A
23040292	HT 754CRD	A	23040804	HT 7400	A
23040420	HT 7400D	A	23040805	HT 7400	A
23040430	HT 747D	A	23040821	HT 750DRD	B
23040433	HT 7400	A	23040822	HT 7400D	A
23040436	HT 754CRD	A	23040823	HT 7400D	A
23040440	HT 754CRD	A	23040836	HT 750DRD	B
23040452	HT 7400	A	23040840	HT 7400D	A
23040480	HT 754CRD	A	23040899	HT 7400	A
23040550	HT 750DRD	B	23040900	HT 7400D	A
23040634	HT 750DRD	B	23040901	HT 7400	A
23040635	HT 7400D	A	23040902	HT 7400	A
23040636	HT 7400	A	23040928	HT 754CRD	A
23040638	HT 7400	A	23040931	HT 7400D	A
23040652	HT 7400	A	23040978	HT 750DRD	B
23040659	HT 750DRD	B	23041021	HT 7400	A
23040665	HT 750DRD	B	23041024	HT 750DRD	B
23040672	HT 750DRD	B			

A/N - ASSEMBLY NUMBER - FOUND ON YOUR TRANSMISSION NAMEPLATE



9356B

FIG. 14. FIRST OR FIRST AND REVERSE CLUTCH



9945

FIG. 14-1. FIRST OR FIRST AND REVERSE CLUTCH

GROUP A

FIRST CLUTCH OR FIRST AND REVERSE CLUTCH, FIGURE 14

REF NO	NOMENCLATURE	PART NO	REQ	RECOMMENDED SPARES FOR UNITS		
				1-25	26-50	51-200
1	PLATE, FIRST CLUTCH OR FIRST AND REVERSE CLUTCH, EXTERNAL TANGED, SELECTIVE, .0955-.1025 THK	6834680	AR	10	20	60
1	PLATE, FIRST CLUTCH OR FIRST AND REVERSE CLUTCH, EXTERNAL TANGED, SELECTIVE, .1161-.1231 THK.	6834766	AR	10	20	60
2	PLATE, FIRST CLUTCH OR FIRST AND REVERSE CLUTCH, INTERNAL SPLINED, DO NOT MIX OLD PLATE OR 23010439 WITH NEW PLATE 6834487 WITHIN THE SAME CLUTCH PACKAGE	6834487 6835748	5	15	30	90
3	GEAR, RING, REAR PLANETARY	6835606	1	1	2	6
4	PLATE, FIRST CLUTCH OR FIRST AND REVERSE CLUTCH, EXTERNAL TANGED, SELECTIVE, .0955-.1025 THK.	6834680	AR	4	8	24
4	PLATE, FIRST CLUTCH OR FIRST AND REVERSE CLUTCH, EXTERNAL TANGED, SELECTIVE, .1191-.1231 THK.	6834766	AR	4	8	24
5	PLATE, FIRST CLUTCH OR FIRST AND REVERSE CLUTCH, INTERNAL SPLINED. DO NOT MIX OLD PLATE 23010439 WITH NEW PLATE 6834487 WITHIN THE SAME CLUTCH PACKAGE.	6834487	1	3	6	8

GROUP B

FIRST CLUTCH OR FIRST AND REVERSE CLUTCH, FIGURE 14-1
SAME AS GROUP A, EXCEPT FOR PARTS LISTED BELOW

1	PLATE, FIRST CLUTCH, EXTERNAL TANGED, SELECTIVE, .0955-.1025 THK.	6834680	AR	2	4	12
1	PLATE, FIRST CLUTCH, EXTERNAL TANGED, SELECTIVE, .1161-.1231 THK.	6834766	AR	2	4	12
2	PLATE, FIRST CLUTCH, INTERNAL SPLINED, DO NOT MIX OLD PLATE 6835748 OR 23010439 WITH NEW PLATE 6834487 WITHIN THE SAME CLUTCH PACKAGE	6834487	1	3	6	18
3	GEAR, RING, REAR PLANETARY	6837476	1	1	2	6
4	PLATE, FIRST CLUTCH, EXTERNAL TANGED, SELECTIVE, .0955-.1025 THK	6834680	AR	10	20	60
4	PLATE, FIRST CLUTCH, EXTERNAL TANGED, SELECTIVE, .1161-.1231 THK	6834766	AR	10	20	60
5	PLATE, FIRST CLUTCH, INTERNAL SPLINED, DO NOT MIX OLD PLATE 6835748 OR 23010439 WITH NEW PLATE 6834487 WITHIN THE SAME CLUTCH PACKAGE.	6834487	5	15	30	90

GROUP C

FIRST CLUTCH OR FIRST AND REVERSE CLUTCH, FIGURE 14-1

2	PLATE, FIRST CLUTCH, INTERNAL SPLINED	23010436	1	3	6	18
5	PLATE, FIRST CLUTCH, INTERNAL SPLINED	23010436	5	15	30	90

ALLISON AUTOMATIC TRANSMISSION HT 700 SERIES PARTS CATALOG

NOTES

ADAPTER HOUSING. LOW CLUTCH OR LOW AND REVERSE CLUTCH SECTION

TO FIND DETAIL PARTS FOR YOUR ALLISON AUTOMATIC TRANSMISSION, TURN TO THE GROUP LISTED OPPOSITE THE ASSEMBLY PART NUMBER OF YOUR TRANSMISSION.

A/N*	MODEL	GROUP	A/N*	MODEL	GROUP	
6838280	HT 750DRD	A	6880740	HT	750CRD	B
6838282	HT 750CRD	B	6880748	HT	750DRD	A
6838355	HT 750DRD	A	6880803	HT	750DRD	A
6839073	HT 750CRD	B	6880871	HT	750CRD	B
6839074	HT 750CRD	B	6880910	HT	750CRD	B
6839246	HT 750CRD	B	6880919	HT	750CRD	B
6839411	HT 750CRD	B	6880920	HT	750DRD	A
6839441	HT 750CRD	B	6880930	HT	750DRD	A
6839474	HT 750DRD	A	6880968	HT	750DRD	A
6839475	HT 750DRD	A	6880969	HT	750CRD	B
6839498	HT 750CRD	B	6831120	HT	750CRD	B
6839500	HT 750DRD	A	6881151	HT	750CRD	B
6839518	HT 750CRD	B	6881156	HT	750DRD	A
6839590	HT 750CRD	B	6881167	HT	750CRD	B
6839596	HT 750DRD	A	6881168	HT	750CRD	B
6839623	HT 750DRD	A	6881169	HT	750CRD	B
6839668	HT 750DRD	A	6881192	HT	750DRD	A
6839669	HT 750DRD	A	6881197	HT	750CRD	B
6839670	HT 750DRD	A	6881202	HT	750CRD	B
6839750	HT 750CRD	B	6881203	HT	750CRD	B
6839823	HT 750CRD	B	6881204	HT	750CRD	B
6839922	HT 750DRD	A	6881205	HT	750CRD	B
6839923	HT 750DRD	A	6881267	HT	750DRD	A
6839924	HT 750DRD	A	6881268	HT	750DRD	A
6839932	HT 750CRD	B	6881292	HT	750CRD	B
6839933	HT 750DRD	A	**6881292B	HT	750CRD	B
6880041	HT 750CRD	B	6881293	HT	750CRD	B
6880042	HT 750DRD	A	6881294	HT	750CRD	B
6880047	HT 750CRD	B	6881295	HT	750CRD	B
6880081	HT 750CRD	B	**6881295B	HT	750CRD	B
6880083	HT 750DRD	A	6881296	HT	750CRD	B
6880182	HT 750CRD	B	**6881296B	HT	750CRD	B
6880243	HT 750DRD	A	6881297	HT	750CRD	B
6880248	HT 750CRD	B	**6881297B	HT	750CRD	B
6880275	HT 750CRD	B	6881299	HT	750CRD	B
6880284	HT 750DRD	A	6881300	HT	750CRD	B
6880285	HT 750DRD	A	6881301	HT	750CRD	B
6880363	HT 750DRD	A	6881302	HT	750CRD	B
6880364	HT 750DRD	A	6881303	HT	750CRD	B
6880393	HT 750DRD	A	6881304	HT	750CRD	B
6880396	HT 750CRD	B	6881305	HT	750CRD	B
6880411	HT 750DRD	A	6881306	HT	750CRD	B
6880447	HT 750CRD	B	6881307	HT	750DRD	A
6880475	HT 750CRD	A	6881308	HT	750DRD	A
6880485	HT 750CRD	B	6881309	HT	750DRD	A
6880688	HT 750CRD	B	6881310	HT	750DRD	A
6880712	HT 750CRD	B	6881311	HT	750DRD	A
6880722	HT 750CRD	B	6881312	HT	750DRD	A
6880738	HT 750CRD	B	6881313	HT	750DRD	A
6880739	HT 750CRD	B	6881314	HT	750DRD	A

CONTINUED ON NEXT PAGE

A/N* - ASSEMBLY NUMBER - FOUND ON YOUR TRANSMISSION NAMEPLATE
SEE SPI 15TR75

COPYRIGHT 1983 GENERAL MOTORS CORP. 06-15-83

ADAPTER HOUSING. LOW CLUTCH OR LOW AND REVERSE CLUTCH SECTION

TO FIND DETAIL PARTS FOR YOUR ALLISON AUTOMATIC TRANSMISSION, TURN TO THE GROUP LISTED OPPOSITE THE ASSEMBLY PART NUMBER OF YOUR TRANSMISSION.

A/N*	MODEL	GROUP	A/N*	MODEL	GROUP
6881315	HT 750DRD	A	6882278	HT 750CRD	B
6881316	HT 750DRD	A	6882279	HT 750CRD	B
6881317	HT 750DRD	A	6882280	HT 750CRD	B
6881318	HT 750DRD	A	6882281	HT 750CRD	B
6881319	HT 750DRD	A	6882298	HT 750DRD	A
6881320	HT 750DRD	A	6882329	HT 750CRD	B
6881321	HT 750DRD	A	6882340	HT 750CRD	B
6881339	HT 750DRD	A	6882341	HT 750DRD	A
6881340	HT 750DRD	A	6882455	HT 750CRD	B
6881341	HT 750DRD	A	6882456	HT 750CRD	B
6881342	HT 750DRD	A	6882457	HT 750CRD	B
6881343	HT 750DRD	A	6882458	HT 750CRD	B
6881344	HT 750CRD	B	6882459	HT 750CRD	B
6881345	HT 750CRD	B	6882460	HT 750CRD	B
6881346	HT 750CRD	B	6882461	HT 750CRD	B
6881347	HT 750CRD	B	6882462	HT 750CRD	B
6881361	HT 750DRD	A	6882463	HT 750CRD	B
6881408	HT 750CRD	B	6882464	HT 750CRD	B
6881421	HT 750DRD	A	6882465	HT 750CRD	B
6881445	HT 750DRD	A	6882466	HT 750CRD	B
6881447	HT 750DRD	A	6882467	HT 750CRD	B
6881448	HT 750DRD	A	6882468	HT 750CRD	B
6881449	HT 750CRD	B	6882469	HT 750CRD	B
6881453	HT 750CRD	B	6882470	HT 750CRD	B
6881532	HT 750DRD	A	6882471	HT 750CRD	B
6881548	HT 750DRD	A	6882472	HT 750CRD	B
6881864	HT 750DRD	A	6882473	HT 750CRD	B
6881865	HT 750DRD	A	6882474	HT 750CRD	B
6881872	HT 750DRD	A	6882475	HT 750CRD	B
6881873	HT 750DRD	A	6882476	HT 750CRD	B
6881880	HT 750DRD	A	6882477	HT 750DRD	A
6881890	HT 750CRD	B	6882478	HT 750DRD	A
6881950	HT 750DRD	A	6882479	HT 750DRD	A
6881951	HT 750DRD	A	6882480	HT 750DRD	A
6881957	HT 750DRD	A	6882481	HT 750DRD	A
6882094	HT 750CRD	B	6882482	HT 750DRD	A
6882159	HT 750CRD	B	6882483	HT 750DRD	A
6882161	HT 750DRD	A	6882484	HT 750DRD	A
6882181	HT 750CRD	B	6882485	HT 750DRD	A
6882182	HT 750CRD	B	6882486	HT 750DRD	A
6882183	HT 750CRD	B	6882487	HT 750DRD	A
6882184	HT 750CRD	B	6882488	HT 750DRD	A
6882185	HT 750CRD	B	6882489	HT 750DRD	A
6882186	HT 750CRD	B	6882490	HT 750DRD	A
6882187	HT 750CRD	B	6882491	HT 750DRD	A
6882188	HT 750CRD	B	6882492	HT 750DRD	A
6882189	HT 750CRD	B	6882493	HT 750DRD	A
6882259	HT 750DRD	A	6882494	HT 750DRD	A
6882276	HT 750CRD	B	6882495	HT 750DRD	A
6882277	HT 750CRD	B	6882496	HT 750DRD	A

CONTINUED ON NEXT PAGE

* A/N* - ASSEMBLY NUMBER - FOUND ON YOUR TRANSMISSION NAMEPLATE

COPYRIGHT 1983 GENERAL MOTORS CORP. 06-15-83

ADAPTER HOUSING. LOW CLUTCH OR LOW AND REVERSE CLUTCH SECTION

TO FIND DETAIL PARTS FOR YOUR ALLISON AUTOMATIC TRANSMISSION, TURN TO THE GROUP LISTED OPPOSITE THE ASSEMBLY PART NUMBER OF YOUR TRANSMISSION.

A/N*	MODEL	GROUP	A/N*	MODEL	GROUP
6882497	HT 750DRD	A	6884091	HT 750CRD	B
6882498	HT 750DRD	A	6884119	HT 750CRD	B
6882499	HT 750DRD	A	6884123	HT 750CRD	B
6882500	HT 750DRD	A	6884124	HT 750CRD	B
6882501	HT 750DRD	A	6884125	HT 750CRD	B
6882502	HT 750DRD	A	6884194	HT 750CRD	B
6882503	HT 750DRD	A	6884195	HT 750CRD	B
6882504	HT 750DRD	A	6884257	HT 750DRD	A
6882547	HT 750DRD	A	6884267	HT 750CRD	B
6882568	HT 750CRD	B	6884288	HT 750DRD	A
6882570	HT 750DRD	A	6884452	HT 750CRD	B
6882582	HT 750DRD	A	6884453	HT 750CRD	B
6882695	HT 750DRD	A	6884454	HT 750DRD	A
6883024	HT 750DRD	A	6884459	HT 750DRD	A
6883043	HT 750CRD	B	6884460	HT 750DRD	A
6883077	HT 750DRD	A	6884476	HT 750CRD	B
6883122	HT 750CRD	B	6884477	HT 750DRD	A
6883124	HT 750DRD	A	6884484	HT 750DRD	A
6883154	HT 750DRD	A	6884509	HT 750DRD	A
6883170	HT 750DRD	A	6884510	HT 750DRD	A
6883188	HT 750DRD	A	6884511	HT 750CRD	B
6883260	HT 750DRD	A	6884512	HT 750CRD	B
6883316	HT 750CRD	C	6884541	HT 750CRD	B
6883329	HT 750CRD	B	6884542	HT 750CRD	B
6883463	HT 750DRD	A	6884543	HT 750CRD	B
6883509	HT 750DRD	A	6884544	HT 750CRD	B
6883510	HT 750DRD	A	6884545	HT 750CRD	B
6883535	HT 750DRD	A	6884546	HT 750CRD	B
6883597	HT 750DRD	A	6884547	HT 750CRD	B
6883624	HT 750DRD	A	6884548	HT 750CRD	B
6883626	HT 750CRD	B	6884549	HT 750CRD	B
6883646	HT 750DRD	A	6884550	HT 750CRD	B
6883653	HT 750CRD	B	6884551	HT 750CRD	B
6883654	HT 750CRD	B	6884552	HT 750CRD	C
6883664	HT 750CRD	B	6884553	HT 750DRD	A
6883699	HT 750DRD	A	6884554	HT 750DRD	A
6883700	HT 750DRD	A	6884555	HT 750DRD	A
6883807	HT 750CRD	B	6884556	HT 750DRD	A
6883822	HT 750DRD	A	6884557	HT 750DRD	A
6883859	HT 750DRD	A	6884558	HT 750DRD	A
6883907	HT 750CRD	B	6884559	HT 750DRD	A
6883911	HT 750CRD	B	6884560	HT 750DRD	A
6883913	HT 750DRD	A	6884561	HT 750DRD	A
6883934	HT 750CRD	B	6884562	HT 750DRD	A
6883952	HT 750DRD	A	6884563	HT 750DRD	A
6883953	HT 750DRD	A	6884564	HT 750DRD	A
6883972	HT 750CRD	B	6884565	HT 750DRD	A
6883973	HT 750CRD	B	6884566	HT 750DRD	A
6883975	HT 750CRD	A	6884567	HT 750DRD	A
6884007	HT 750DRD	A	6884568	HT 750DRD	A

CONTINUED ON NEXT PAGE

A/N ASSEMBLY NUMBER - FOUND ON YOUR TRANSMISSION NAMEPLATE

COPYRIGHT 1983 GENERAL MOTORS CORP. 06-15-83

ADAPTER HOUSING. LOW CLUTCH OR LOW AND REVERSE CLUTCH SECTION

TO FIND DETAIL PARTS FOR YOUR ALLISON AUTOMATIC TRANSMISSION, TURN TO THE GROUP LISTED OPPOSITE THE ASSEMBLY PART NUMBER OF YOUR TRANSMISSION.

A/N*	MODEL	GROUP	A/N*	MODEL	GROUP
6884569	HT 750DRD	A	6885381	HT 750DRD	A
6884571	HT 750DRD	A	6885382	HT 750DRD	A
6884572	HT 750DRD	A	6885383	HT 750DRD	A
6884573	HT 750DRD	A	6885398	HT 750DRD	A
6884574	HT 750DRD	A	6885409	HT 750DRD	A
6884575	HT 750DRD	A	6885416	HT 750CRD	B
6884591	HT 750CRD	B	6885424	HT 750DRD	A
6884686	HT 750DRD	A	6885425	HT 750DRD	A
6884687	HT 750DRD	A	6885426	HT 754CRD	C
6884695	HT 750DRD	A	6885459	HT 754CRD	C
6884697	HT 750CRD	B	6885464	HT 750CRD	B
6884726	HT 750DRD	A	6885493	HT 750DRD	A
6884796	HT 750DRD	A	6885511	HT 750CRD	B
6885200	HT 750DRD	A	6885516	HT 754CRD	C
6885201	HT 750CRD	B	6885517	HT 754CRD	C
6885214	HT 750DRD	A	6885542	HT 754CRD	C
6885237	HT 750DRD	A	6885560	HT 750CRD	A
6885238	HT 750DRD	A	6885561	HT 750CRD	A
6885240	HT 750DRD	A	6885562	HT 750CRD	A
6885248	HT 750CRD	B	6885563	HT 754CRD	C
6885249	HT 750DRD	A	6885564	HT 754CRD	C
6885260	HT 750DRD	A	6885573	HT 750CRD	B
6885263	HT 750DRD	A	6885590	HT 754CRD	C
6885264	HT 750DRD	A	6885591	HT 754CRD	C
6885265	HT 750CRD	B	6885592	HT 754CRD	C
6885266	HT 750CRD	B	6885593	HT 754CRD	C
6885270	HT 750DRD	A	6885594	HT 754CRD	C
6885273	HT 754CRD	C	6885595	HT 754CRD	C
6885274	HT 750DRD	A	6885596	HT 754CRD	C
6885276	HT 750CRD	B	6885597	HT 750DRD	A
6885279	HT 750CRD	B	6885598	HT 750DRD	A
6885295	HT 750DRD	A	6885599	HT 750DRD	A
6885296	HT 750CRD	B	6885600	HT 750DRD	A
6885297	HT 750CRD	B	6885601	HT 750DRD	A
6885312	HT 750DRD	A	6885602	HT 750DRD	A
6885313	HT 750DRD	A	6885603	HT 750DRD	A
6885323	HT, 750CRD	B	6885604	HT 750DRD	A
6885324	HT 750DRD	A	6885605	HT 750DRD	A
6885334	HT 750DRD	A	6885606	HT 750DRD	A
6885335	HT 750DRD	A	6885607	HT 750DRD	A
6885336	HT 750DRD	A	6885608	HT 750DRD	A
6885337	HT 750DRD	A	6885609	HT 750DRD	A
6885338	HT 750DRD	A	6885610	HT 750DRD	A
6885344	HT 750CRD	B	6885611	HT 750DRD	A
6885369	HT 750DRD	A	6885612	HT 750DRD	A
6885372	HT 754CRD	C	6885613	HT 750DRD	A
6885376	HT 750DRD	A	6885614	HT 750DRD	A
6885377	HT 750DRD	A	6885615	HT 750DRD	A
6885379	HT 750DRD	A	6885648	HT 750DRD	A
6885380	HT 750DRD	A	6885650	HT 754CRD	C

CONTINUED ON NEXT PAGE

A/N - ASSEMBLY NUMBER - FOUND ON YOUR TRANSMISSION NAMEPLATE

ADAPTER HOUSING. LOW CLUTCH OR LOW AND REVERSE CLUTCH SECTION

TO FIND DETAIL PARTS FOR YOUR ALLISON AUTOMATIC TRANSMISSION, TURN TO THE GROUP LISTED OPPOSITE THE ASSEMBLY PART NUMBER OF YOUR TRANSMISSION.

A/N*	MODEL	GROUP	A/N*	MODEL	GROUP
6885652	HT 750DRD	A	23010977	HT 750DRD	A
6885682	HT 750CRD	B	23011306	HT 750DRD	A
23010728	HT 750DRD	A	23011309	HT 750DRD	A
23010777	HT 750CRD	B	23011334	HT 754CRD	C
23010781	HT 750DRD	A	23011335	HT 750DRD	A
23010783	HT 750CRD	B	23011341	HT 750DRD	A
23010786	HT 750CRD	B	23011389	HT 754CRD	C
23010789	HT 750DRD	A	23011394	HT 750DRD	A
23010790	HT 750CRD	B	23011396	HT 750DRD	A
23010798	HT 750CRD	C	23011405	HT 750DRD	A
23010802	HT 750DRD	A	23011412	HT 750DRD	A
23010803	HT 750DRD DB	A	23011427	HT 750DRD	A
23010832	HT 750DRD DB	A	23011428	HT 750DRD	A
23010833	HT 750DRD DB	A	23011430	HT 754CRD	C
23010837	HT 754CRD	C	23011432	HT 754CRD	C
23010842	HT 750DRD DB	A	23011434	HT 750DRD	A
23010846	HT 750DRD	D	23011435	HT 750DRD	A
23010864	HT 754CRD	C	23011438	HT 750DRD	A
23010865	HT 750DRD DB	A	23011447	HT 750DRD	A
23010867	HT 750DRD	A	23011459	HT 754CRD	C
23010870	HT 750DRD	A	23011506	HT 754CRD	C
23010877	HT 754CRD	C	23011508	HT 754CRD	C
23010878	HT 754CRD	C	23011509	HT 750DRD	A
23010879	HT 750DRD	A	23011510	HT 750DRD	A
23010880	HT 750DRD	A	23011532	HT 754CRD	C
23010883	HT 754CRD	C	23011566	HT 750DRD	A
23010884	HT 754CRD	C	23011567	HT 750DRD DB	A
23010885	HT 750DRD	A	23011569	HT 754CRD	C
23010886	HT 750DRD	A	23011573	HT 754CRD	C
23010887	HT 754CRD	C	23011587	HT 754CRD	C
23010888	HT 750DRD	A	23011588	HT 750DRD	A
23010889	HT 754CRD	C	23011589	HT 750DRD	A
23010898	HT 750DRD	A	23011592	HT 754CRD	C
23010899	HT 750DRD	A	23011850	HT 750DRD	A
23010905	HT 750DRD	A	23012022	HT 750DRD DB	A
23010906	HT 750DRD	A	23012050	HT 750DRD DB	A
23010921	HT 750CRD	C	23012069	HT 754CRD	C
23010922	HT 754CRD	C	23012087	HT 754CRD	C
23010923	HT 750DRD	A	23012095	HT 750DRD	A
23010935	HT 750DRD	A	23012096	HT 750DRD D08	A
23010937	HT 754CRD	C	23012097	HT 750DRD 08	A
23010938	HT 754CRD	C	23012098	HT 750DRD DB	A
23010939	HT 754CRD	C	23012099	HT 750DRD DB	A
23010940	HT 754CRD	C	23012110	HT 750DRD	A
23010958	HT 750DRD	A	23012139	HT 750DRD	A
23010965	HT 750DRD	A	23012141	HT 754CRD	A
23010966	HT 750DRD	A	23012171	HT 754CRD	C
23010967	HT 750DRD	A	23012172	HT 754CRD	C
23010968	HT 750DRD	A	23012193	HT 754CRD	C
23010976	HT 750DRD	A	23012200	HT 754CRD	C

CONTINUED ON NEXT PAGE

- A/N* - ASSEMBLY NUMBER - FOUND ON YOUR TRANSMISSION NAMEPLATE

ADAPTER HOUSING, LOW CLUTCH OR LOW AND REVERSE CLUTCH SECTION

TO FIND DETAIL PARTS FOR YOUR ALLISON AUTOMATIC TRANSMISSION, TURN TO THE GROUP LISTED OPPOSITE THE ASSEMBLY PART NUMBER OF YOUR TRANSMISSION.

A/N*	MODEL	GROUP	A/N*	MODEL	GROUP
23017720	HT 754CRD	C	23014654	HT 750DRD	A
23012246	HT 750DRD	A	23014661	HT 750DRD	A
23012256	HT 750DRD DB	A	23014670	HT 750DRD	A
23012259	HT 750DRD	A	23014684	HT 754CRD	C
23012315	HT 754CRD	C	23014691	HT 754CRD	C
23012316	HT 754CRD	C	23014700	HT 754CRD	C
23012363	HT 750DRD	A	23014913	HT 750DRD	A
23012364	HT 750DRD	A	23014929	HT 750DRD	A
23012381	HT 754CRD	C	23014983	HT 754CRD	C
23012421	HT 750DRD	A	23014990	HT 754CRD	C
23012427	HT 750DRD	A	23015009	HT 754CRD	C
23012450	HT 750DRD	A	23015010	HT 750DRD	A
23012503	HT 745CRD	C	23015028	HT 754CRD	C
23012504	HT 750DRD	A	23015032	HT 750DRD	A
23012589	HT 750DRD	A	23015066	HT 754CRD	C
23012590	HT 750DRD	A	23015137	HT 750DRD	A
23012595	HT 750DRDDB	A	23015153	HT 750DRD	A
23012684	HT 750DRD	A	23015199	HT 750DRD DB	A
23012690	HT 754CRD	C	23015206	HT 750DRD	A
23012698	HT 750DRD	A	23015215	HT 750DRD	A
23012699	HT 750DRD	A	23015216	HT 754CRD	C
23012700	HT 750DRD	A	23015222	HT 754CRD	C
23012745	HT 750DRD	A	23015248	HT 750DRD	A
23012757	HT 754CRD	C	23015251	HT 750DRD	A
23012768	HT 754CRD	C	23019057	HT 754CRD	C
23014333	HT 750DRD	A	23019099	HT 750DRD	A
23014334	HT 754CRD	C	23019100	HT 750DRD	A
23014344	HT 750DRD	A	23019101	HT 754CRD	C
23014345	HT 754CRD	C	23019107	HT 750DRD	A
23014424	HT 750DRD DB	A	23019149	HT 750DRD	A
23014435	HT 740D	C	23019168	HT 750DRD	A
23014436	HT 754CRD	C	23019202	HT 754CRD	C
23014445	HT 750DRD	A	23019203	HT 750DRD	A
23014463	HT 750DRD	A	23019330	HT 750DRD	A
23014475	HT 754CRD	C	23019338	HT 750DRD	A
23014476	HT 754CRD	C	23019646	HT 754CRD	C
23014492	HT 754CRD	C	23019696	HT 754CRD	C
23014499	HT 750DRD	A	23019697	HT 754CRD	C
23014500	HT 754CRD	C	23019698	HT 754CRD	C
23014502	HT 750DRD	A	23019811	HT 750DRD	A
23014505	HT 750DRD	A	23019812	HT 750DRD	A
23014508	HT 750DRD	A	23019849	HT 754CRD	C
23014526	HT 750DRD	A	23019928	HT 754CRD	C
23014530	HT 750DRD	A	23019947	HT 754CRD	C
23014541	HT 750DRD	A	23019948	HT 754CRD	C
23014545	HT 754CRD	C	23040190	HT 750DRD	A
23014587	HT 754CRD	C	23040217	HT 750DRD DB	A
230145118	HT 754CR)	C	23040292	HT 754CRD	C
23014643	HT 754CRD	C	23040436	HT 754CRD	C
23014645	HIT 740D	A	23040440	HT 754CRD	C

CONTINUED ON NEXT PAGE

- A/N* - ASSEMBLY NUMBER - FOUND ON YOUR TRANSMISSION NAMEPLATE

ADAPTER HOUSING, LOW CLUTCH OR LOW AND REVERSE CLUTCH SECTION

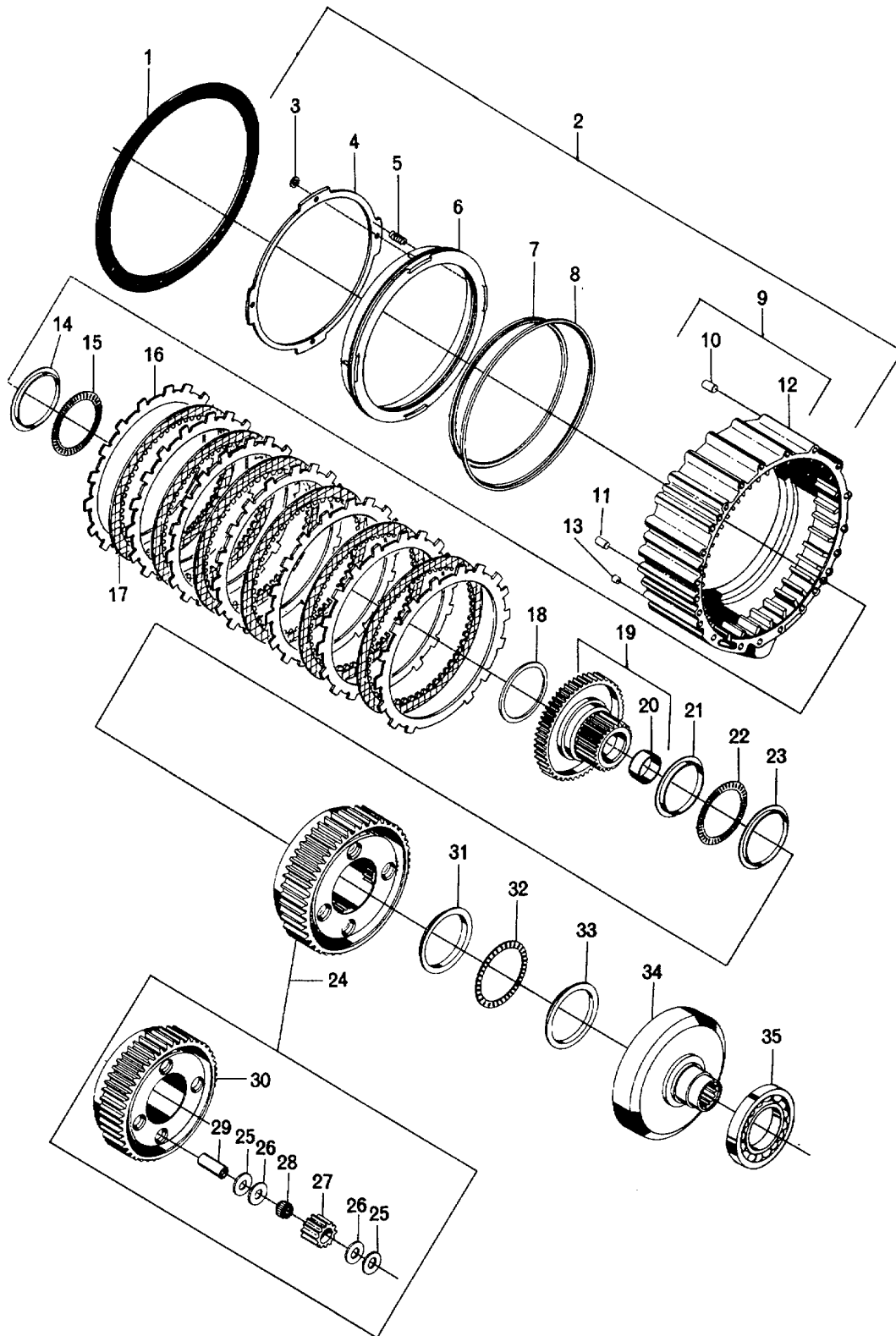
TO FIND DETAIL PARTS FOR YOUR ALLISON AUTOMATIC TRANSMISSION, TURN TO
THE GROUP LISTED OPPOSITE THE ASSEMBLY PART NUMBER OF YOUR TRANSMISSION.

A/N*	MODEL	GROUP	A/N*	MODEL	GROUP
23040480	HT 754CRD	C	23040755	HT 754CRD	C
23040550	HT 750DRD	A	23040756	HT 754CRD	C
23040634	HT 750DRD	A	23040767	HT 754CRD	C
23040659	HT 750DRD	A	23040821	HT 750DRD	A
23040672	HT 750DRD	A	23040836	HT 750DRD	A
23040682	HT 754CRD	C	23040928	HT 754CRD	C
23040701	HT 754CRD	C	23040978	HT 750DRD	A
23040718	HT 750DRD	A	23041024	HT 750DRD	A
23040727	HT 754CRD	C			

A/N - ASSEMBLY NUMBER - FOUND ON YOUR TRANSMISSION NAMEPLATE

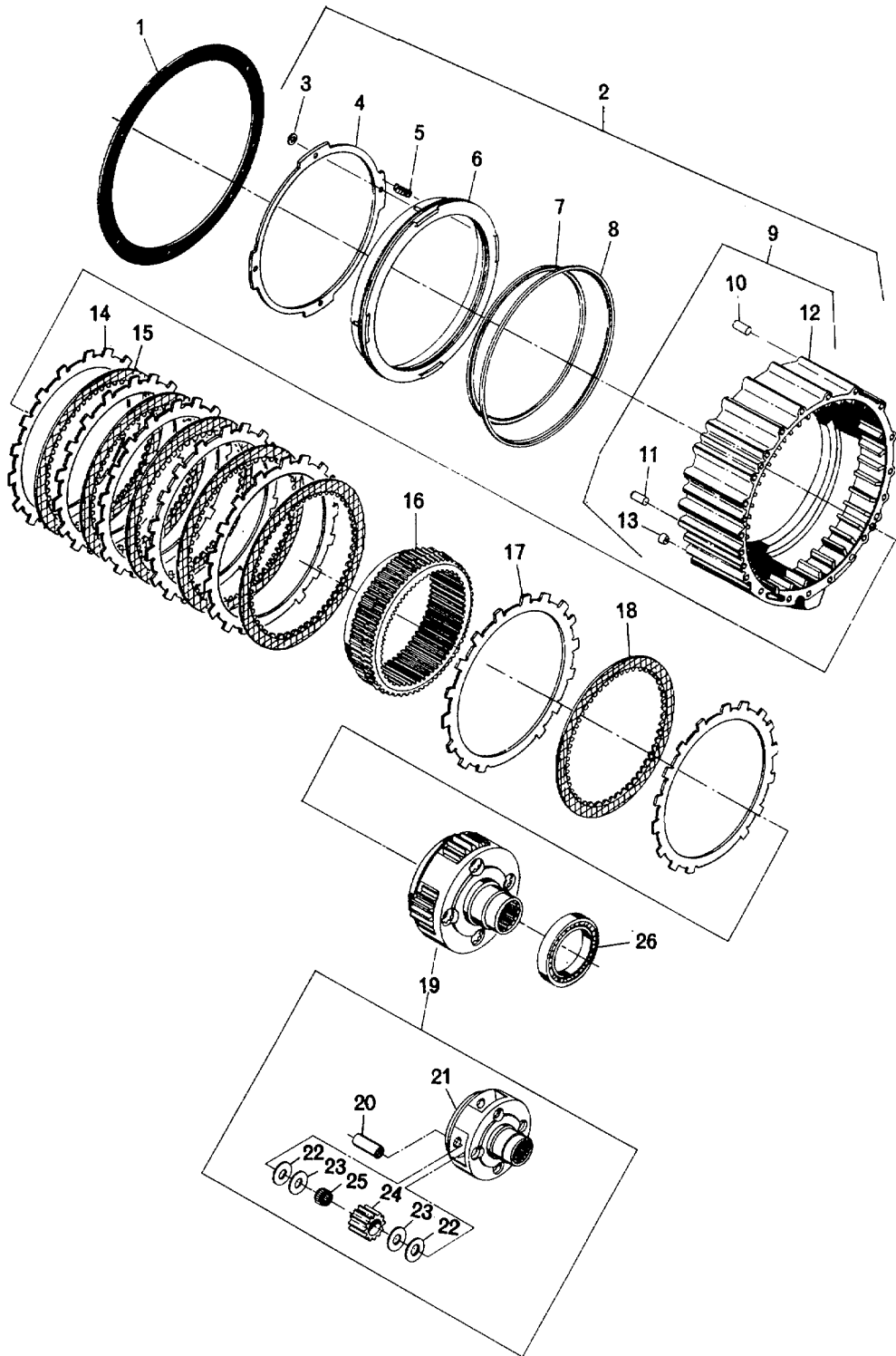
ALLISON AUTOMATIC TRANSMISSION HT 700 SERIES PARTS CATALOG

NOTES



9962A

FIG. 15. ADAPTER HOUSING, LOW CLUTCH OR LOW AND REVERSE CLUTCH



9961A

FIG. 15-1. ADAPTER HOUSING, LOW CLUTCH OR LOW AND REVERSE CLUTCH

GROUP A

ADAPTER HOUSING, LOW CLUTCH OR LOW AND REVERSE CLUTCH, FIGURE 15

REF NO	NOMENCLATURE	PART NO	REQ	RECOMMENDED SPARES FOR UNITS		
				1-25	26-50	51-200
1	GASKET, ADAPTER HOUSING	6839213	1	3	6	15
2	HOUSING ASSY, ADAPTER	6837519	1	1	2	6
3	NUT, PUSH-ON	3909063	4	12	24	96
4	RING, SPRING RETAINER	6836661	1	3	6	15
5	SPRING, PISTON RETURN.....	6831656	28	56	112	336
6	PISTON, FIRST CLUTCH	6836659	1	2	4	10
7	RING, SEAL, EXTERNAL	23011455	1	3	6	15
8	RING, SEAL, INTERNAL	23011453	1	3	6	15
9	HOUSING ASSY, ADAPTER	6837494	1	2	4	12
10	PIN, DOWEL	141240	1	2	4	12
11	PIN, DOWEL.....	141260	1	2	4	12
12	HOUSING, ADAPTER	6837467*	1			
13	PLUG, ORIFICE,	6883708	1	1	2	5
14	RACE, THRUST BEARING	9432124	1	3	6	15
15	BEARING ASSY, ROLLER	9424098	1	3	6	15
16	PLATE, LOW CLUTCH, EXTERNAL TANGED,	6834680	AR	12	24	72
	SELECTIVE, .0955-.1025 THK.					
16	PLATE, LOW CLUTCH, EXTERNAL TANGED	6834766	AR	12	24	72
	SELECTIVE, .1161-.1231 THK.					
17	PLATE, LOW CLUTCH, INTERNAL SPLINED	23010436	6	18	36	108
18	RACE, THRUST BEARING.....	6837562	1	3	6	15
19	HUB ASSY, LOW CLUTCH SUN GEAR	6837567	1	1	2	6
20	BUSHING	6883007	1	3	6	15
21	RACE, THRUST BEARING	6837560	1	3	6	15
22	BEARING ASSY, ROLLER.....	9433054	1	3	6	15
23	RACE, THRUST BEARING	6837561	1	3	6	15
24	CARRIER ASSY, LOW PLANETARY	6837499	1	1	2	6
25	WASHER, THRUST, PINION, BRONZE	6839511	8	16	32	96
26	WASHER, THRUST, PINION, STEEL	6837630	8	16	32	96
27	PINION, LOW PLANETARY, MATCHED.....	6839996	1	2	4	10
	SET OF 4 PINIONS					
28	BEARING, NEEDLE ROLLER	6837599	4	8	16	48
29	PIN, LOW PLANETARY PINION.....	6837478	4	8	16	48
30	CARRIER, LOW PLANETARY	6837498	1	1	2	6
31	RACE, THRUST BEARING.....	6837561	1	3	6	15
32	BEARING ASSY	9433054	1	3	6	15
33	RACE, THRUST BEARING:	6837560	1	3	6	15
34	GEAR, LOW RING	6837492	1	1	2	6
35	BEARING, SINGLE ROW BALL	9432185	1	3	6	15

GROUP B

ADAPTER HOUSING, LOW CLUTCH OR LOW AND REVERSE CLUTCH, FIGURE 15-1

1	GASKET, ADAPTER HOUSING	6839213	1	3	6	15
2	HOUSING ASSY, ADAPTER	6837519	1	1	2	6
3	NUT, PUSH-ON	3909063	4	12	24	96
4	RING, SPRING RETAINER	6836661	1	3	6	15
5	SPRING, PISTON RETURN	6831656	28	56	112	336
6	PISTON, FIRST CLUTCH	6836659	1	2	4	10
7	RING, SEAL, EXTERNAL	23011455	1	3	6	15
8	RING, SEAL, INTERNAL	23011453	1	3	6	15
9	HOUSING ASSY, ADAPTER	6837494	1	2	4	12
10	PIN, DOWEL.....	141240	1	2	4	12

CONTINUED ON NEXT PAGE

* SERVICED AS AN ASSY - NOT AS A DETAIL PART

GROUP B CONT

ADAPTER HOUSING, LOW CLUTCH OR LOW AND REVERSE CLUTCH, FIGURE 15-1

REF NO	NOMENCLATURE	PART NO	REQ	RECOMMENDED SPARES FOR UNITS		
				1-25	26-50	51-200
11	PIN, DOWEL	141260	1	2	4	12
12	HOUSING, ADAPTER.....	6837467	1			
13	PLUG, ORIFICE,	6883708	1	1	2	5
14	PLATE, LOW AND REVERSE CLUTCH, EXTERNAL TANGED,	6834680	AR	10	20	60
	SELECTIVE, .0955-.1025 THK					
14	PLATE, LOW AND REVERSE CLUTCH, EXTERNAL TANGED,	6834766	AR	10	20	60
	SELECTIVE, .1161-.1231 THK.					
15	PLATE, LOW AND REVERSE CLUTCH, INTERNAL SPLINED . DO NOT MIX NEW	6834487	5	15	30	90
	6834487 PLATE WITH OLD PLATE 6835748 OR 23010439 WITHIN THE SAME CLUTCH PACKAGE					
16	GEAR, LOW RING PLANETARY	6837476	1	1	2	6
17	PLATE, LOW AND REVERSE CLUTCH, EXTERNAL TANGED,	6834680	AR	2	4	12
	SELECTIVE, .0955-.1025 THK.					
17	PLATE, LOW AND REVERSE CLUTCH,.....	6834766	AR	2	4	12
	EXTERNAL TANGED SELECTIVE, .1161 - .1231 THK.					
18	PLATE, LOW AND REVERSE CLUTCH,.....	6834487	1	3	6	18
	INTERNAL SPLINED DO NOT MIX NEW PLATE 6834487 WITH OLD PLATE 6835748 OR 23010439 WITHIN THE SAME CLUTCH PACKAGE					
19	CARRIER ASSY, LOW PLANETARY	6837483	1	1	2	6
20	PIN, LOW PLANETARY PINION	6837478	4	8	16	48
21	CARRIER, LOW PLANETARY	6837471	1	1	2	6
22	WASHER, THRUST, PINION, BRONZE	6839511	8	16	32	96
23	WASHER, THRUST, PINION, STEEL.....	6837630	8	16	32	96
24	PINION, LOW PLANETARY, MATCHED SET OF 4 PINIONS	6839996	1	2	4	10
25	BEARING, NEEDLE ROLLER	6837599	4	8	16	48
26	BEARING, SINGLE ROW BALL	9432185	1	3	6	15

GROUP C

ADAPTER HOUSING, LOW CLUTCH OR LOW AND REVERSE CLUTCH, FIGURE 15-1

SAME AS GROUP B, EXCEPT FOR PARTS LISTED BELOW

19	CARRIER ASSY, LOW PLANETARY	6882721	1	1	2	6
20	PIN, LOW PLANETARY PINION	6834662	4	8	16	48
21	CARRIER, LOW PLANETARY	6882720	1	1	2	6
22	WASHER, THRUST PINION, BRONZE	6839512	8	16	32	96
23	WASHER, THRUST PINION, STEEL	6837629	8	16	32	96
24	PINION, LOW PLANETARY, MATCHED SET OF 4. PINIONS	6838419	1		4	10
25	BEARING, NEEDLE ROLLER	9423442	8	16	32	64

* SERVICED AS AN ASSY - NOT AS A DETAIL PART

OUTPUT SHAFT AND REAR COVER ASSY SECTION

TO FIND DETAIL PARTS FOR YOUR ALLISON AUTOMATIC TRANSMISSION, TURN TO THE GROUP LISTED OPPOSITE THE ASSEMBLY PART NUMBER OF YOUR TRANSMISSION.

A/N*	MODEL	GROUP	A/N*	MODEL	GROUP
6835534	HT 740D	A	6880083	HT 750DRD	D
(6838065	HT 740D	A	6880106	HT 740D	A
6838066	HT 740D	C	6880107	HT 740D	A
6838067	HT 740D	A	6880182	HT 750CRD	E
6838075	HT 740D	A	6880243	HT 750DRD	G
6838280	HT 750DRD	D	6880248	HT 750CRD	E
6838282	HT 750CRD	E	6880275	HT 750CRD	B
6838355	HT 750DRD	D	6880284	HT 750DRD	D
6838517	HT 740D	C	6880285	HT 750DRD	D
6838571	HT 740D	A	6880363	HT 750DRD	D
6838683	HT 740D	A	6880364	HT 750DRD	D
6838697	HT 740D	A	6880367	HT 740D	C
6839073	HT 750CRD	E	6880393	HT 750DRD	D
6839074	HT 750DRD	E	6880396	HT 750CRD	E
6839246	HT 750CRD	E	6880408	HT 740D	A
6839411	HT 750CRD	E	6880409	HT 740D	A
6839412	HT 740D	B	6880411	HT 750DRD	D
6839439	HT 740D	A	6880435	HT 740D	C
6839440	HT 740D	C	6880447	HT 750CRD	E
6839441	HT 750CRD	E	6880475	HT 750DRD	D
6839474	HT 750DRD	D	6880485	HT 750CRD	E
6839475	HT 750DRD	D	6880587	HT 740D	C
6839498	HT 750CRD	B	6880688	HT 750CRD	E
6839500	HT 750DRD	D	6880712	HT 750CRD	E
6839518	HT 750CRD	E	6880722	HT 750CRD	B
6839519	HT 740D	A	6880723	HT 740D	A
6839520	HT 740D	C	6880738	HT 750CRD	E
6839568	HT 740D	A	6880739	HT 750CRD	B
6839590	HT 750CRD	E	6880740	HT 750CRD	E
6839596	HT 750DRD	D	6880748	HT 750DRD	D
6839623	HT 750DRD	D	6880803	HT 750DRD	D
6839668	HT 750DRD	D	6880825	HT 740D	A
6839669	HT 750DRD	D	6880865	HT 740D	A
6839670	HT 750DRD	D	6880871	HT 750CRD	F
6839674	HT 740D	A	6880910	HT 750CRD	F
6839750	HT 750CRD	F	6880919	HT 750CRD	E
6839823	HT 750CRD	E	6880920	HT 750DRD	D
6839824	HT 740D	A	6880930	HT 750DRD	G
6839906	HT 740D	A	6880968	HT 750DRD	D
6839922	HT 750DRD	D	6880969	HT 750CRD	E
6839923	HT 750DRD	D	6880970	HT 740D	C
6839924	HT 750DRD	D	6881023	HT 740D	F
6839932	HT 750CRD	F	6881054	HT 740D	A
6839933	HT 750DRD	D	6881055	HT 740D	C
6839993	HT 740D	A	6881059	HT 740D	C
6880041	HT 750CRD	B	6881120	HT 750CRD	E
6880042	HT 750DRD	D	6881140	HT 740D	A
6880046	HT 740D	A	6881151	HT 750CRD	E
6880047	HT 750CRD	F	6881156	HT 750DRD	D
6880081	HT 750CRD	B	6881166	HT 740D	C

CONTINUED ON NEXT PAGE

A/N - ASSEMBLY NUMBER - FOUND ON YOUR TRANSMISSION NAMEPLATE

OUTPUT SHAFT AND REAR COVER ASSY SECTION

TO FIND DETAIL PARTS FOR YOUR ALLISON AUTOMATIC TRANSMISSION, TURN TO THE GROUP LISTED OPPOSITE THE ASSEMBLY PART NUMBER OF YOUR TRANSMISSION.

A/N*	MODEL	GROUP	A/N*	MODEL	GROUP
6881167	HT 750CRD	F	6881312	HT 750DRD	D
6881168	HT 750CRD	F	6881313	HT 750DRD	D
6881169	HT 750CRD	F	6881314	HT 750DRD	D
6881191	HT 740D	A	6881315	HT 750DRD	D
6881192	HT 750DRD	D	6881316	HT 750DRD	G
6881193	HT 740D	A	6881317	HT 750DRD	D
6881194	HT 740D	A	6881318	HT 750DRD	D
6881195	HT 740D	A	6881319	HT 750DRD	G
6881196	HT 740D	C	6881320	HT 750DRD	D
6881197	HT 750CRD	E	6881321	HT 750DRD	D
6881198	HT 740D	A	6881322	HT 740D	A
6881199	HT 740D	A	**6881322B	HT 740D	A
6881200	HT 740D	A	6881323	HT 740D	A
6881201	HT 740D	A	**6881323B	HT 740D	A
6881202	HT 750CRD	F	6881324	HT 740D	A
6881203	HT 750CRD	E	**6881324B	HT 740D	A
6881204	HT 750CRD	E	6881325	HT 740D	C
6881205	HT 750CRD	B	**6881325B	HT 740D	C
6881213	HT 740D	A	6881326	HT 740D	A
6881263	HT 740D	C	6881327	HT 740D	A
6881266	HT 740D	C	6881328	HT 740D	A
6881267	HT 750DRD	D	6881329	HT 740D	A
6881268	HT 750DRD	D	6881330	HT 740D	A
6881288	HT 740D	A	6881331	HT 740D	A
6881289	HT 740D	B	6881332	HT 740D	A
6881292	HT 750CRD	E	6881333	HT 740D	C
**6881292B	HT 750CRD	E	6881334	HT 740D	A
6881293	HT 750CRD	E	6881335	HT 740D	F
6881294	HT 750CRD	E	**6881335B	HT 740D	F
6881295	HT 750CRD	F	6881336	HT 740D	A
**6881295B	HT 750CRD	F	6881337	HT 740D	A
6881296	HT 750CRD	F	6881338	HT 740D	A
6881296B	HT 750CRD	F	6881339	HT 750DRD	D
6881297	HT 750CRD	F	6881340	HT 750DRD	D
6881297B	HT 750CRD	F	6881341	HT 750DRD	D
6881299	HT 750CRD	F	6881342	HT 750DRD	D
6881300	HT 750CRD	E	6881343	HT 750DRD	D
6881301	HT 750CRD	E	6881344	HT 750CRD	E
6881302	HT 750CRD	E	6881345	HT 750CRD	F
**6881302B	HT 750CRD	E	6881346	HT 750CRD	F
6881303	HT 750CRD	F	6881347	HT 750CRD	F
**6881303B	HT 750CRD	F	6881348	HT 740D	A
6881304	HT 750CRD	E	6881349	HT 740D	A
6881305	HT 750CRD	E	6881350	HT 740D	A
6881306	HT 750CRD	E	**6881350B	HT 740D	A
6881307	HT 750DRD	D	6881351	HT 740D	C
6881308	HT 750DRD	D	**6881351B	HT 740D	C
6881309	HT 750DRD	D	6881361	HT 750DRD	D
6881310	HT 750DRD	D	6881408	HT 750CRD	E
6881311	HT 750DRD	D	6881419	HT 740D	C

CONTINUED ON NEXT PAGE

A/N - ASSEMBLY NUMBER - FOUND ON YOUR TRANSMISSION NAMEPLATE

** SEE SPI 15TR75

OUTPUT SHAFT AND REAR COVER ASSY SECTION

TO FIND DETAIL PARTS FOR YOUR ALLISON AUTOMATIC TRANSMISSION, TURN TO THE GROUP LISTED OPPOSITE THE ASSEMBLY PART NUMBER OF YOUR TRANSMISSION.

A/N*	MODEL	GROUP	A/N*	MODEL	GROUP
**6881419B	HT 7400	C	6882086	HT 740D	C
6881420	HT 740D	A	**6882086B	HT 740D	C
6881421	HT 750DRD	D	6882087	HT 740D	C
6881430	HT 740D	A	**6882087B	HT 740D	C
6881431	HT 740D	A	6882088	HT 740D	C
6881437	HT 740D	A	**6882088B	HT 740D	C
6881445	HT 750DRD	D	6882089	HT 740D	A
6881447	HT 750DRD	D	**6882089	HT 740D	A
6881448	HT 750DRD	D	6882090	HT 740D	A
6881449	HT 750CRD	E	**6882090	HT 740D	A
6881452	HT 7400	A	6882094	HT 750CRD	F
6881453	HT 750CRD	E	6882104	HT 740D	A
6881531	HT 7400	A	**6882104B	HT 740D	A
6881532	HT 750DRD	D	6882159	HT 750CRD	E
6881548	HT 750DRD	D	6882161	HT 750DRD	D
6881655	HT 740D	A	6882163	HT 740D	C
6881707	HT 740D	A	6882164	HT 740D	A
6881708	HT 740D	A	6882165	HT 740D	C
6881709	HT 740D	A	6882166	HT 740D	A
6881710	HT 740D	A	6882167	HT 740D	A
6881711	HT 740D	A	6882168	HT 740D	A
6881712	HT 740D	A	6882169	HT 740D	A
6881713	HT 7400	A	6882170	HT 740D	A
6881714	HT 740D	A	6882171	HT 740D	C
6881849	HT 7400	A	6882172	HT 740D	A
**6881849B	HT 740D	A	6882173	HT 740D	A
6881864	HT 750DRD	D	6882174	HT 740D	A
6881865	HT 750DRD	D	6882175	HT 740D	A
6881872	HT 750DRD	D	6882176	HT 740D	A
6881873	HT 750DRD	D	6882177	HT 740D	C
6881880	HT 750DRD	D	6882178	HT 740D	B
6881890	HT 750CRD	E	6882179	HT 750CRD	E
6881949	HT 740D	C	6882180	HT 750CRD	F
6881950	HT 750DRD	D	6882181	HT 750CRD	F
6881951	HT 750DRD	D	6882182	HT 750CRD	F
6881957	HT 740D	A	6882183	HT 750CRD	F
6882070	HT 7400	A	6882184	HT 750CRD	E
**6882070B	HT 740D	A	6882185	HT 750CRD	F
6882080	HT 7400	A	6882186	HT 750CRD	F
**6882080B	HT 740D	A	6882187	HT 750CRD	E
6882081	HT 740D	C	6882188	HT 750CRD	E
**6882081B	HT 740D	C	6882189	HT 750CRD	E
6882082	HT 740D	A	6882190	HT 740D	A
**6882082B	HT 740D	A	6882259	HT 750DRD	D
6882083	HT 740D	A	6882268	HT 740D	A
**6882083B	HT 740D	A	6882270	HT 740D	A
6882084	HT 7400	A	6882271	HT 740D	A
**6882084B	HT 740D	A	6882272	HT 740D	A
6882085	HT 740D	A	6882273	HT 740D	B
**6882085B	HT 7400D	A	6882274	HT 740D	A

CONTINUED ON NEXT PAGE

A/N - ASSEMBLY NUMBER - FOUND ON YOUR TRANSMISSION NAMEPLATE

** SEE SPI 15TR75

OUTPUT SHAFT AND REAR COVER ASSY SECTION

TO FIND DETAIL PARTS FOR YOUR ALLISON AUTOMATIC TRANSMISSION, TURN TO THE GROUP LISTED OPPOSITE THE ASSEMBLY PART NUMBER OF YOUR TRANSMISSION.

A/N*	MODEL	GROUP	A/N*	MODEL	GROUP
6882275	HT 740D	A	6882449	HT 740D	A
6882276	HT 750CRD	E	6882450	HT 740D	C
6882277	HT 750CRD	E	6882451	HT 740D	C
6882278	HT 750CRD	F	6882452	HT 740D	C
6882279	HT 750CRD	F	6882453	HT 740D	A
6882280	HT 750CRD	F	6882454	HT 740D	A
6882281	HT 750CRD	F	6882455	HT 750CRD	E
6882298	HT 750DRD	D	6882456	HT 750CRD	E
6882329	HT 750CRD	E	6882457	HT 750CRD	E
6882340	HT 750CRD	E	6882458	HT 750CRD	E
6882341	HT 750DRD	D	6882459	HT 750CRD	E
6882346	HT 7400	A	6882460	HT 750CRD	F
6882411	HT 740D	A	6882461	HT 750CRD	F
6882412	HT 740D	C	6882462	HT 750CRD	F
6882413	HT 740D	A	6882463	HT 750CRD	F
6882414	HT 740D	A	6882464	HT 750CRD	F
6882415	HT 740D	A	6882465	HT 750CRD	E
6882416	HT 740D	A	6882466	HT 750CRD	E
6882417	HT 740D	A	6882467	HT 750CRD	E
6882418	HT 740D	A	6882468	HT 750CRD	E
6882419	HT 740D	A	6882469	HT 750CRD	F
6882420	HT 7400	A	6882470	HT 750CRD	E
6882421	HT 740D	A	6882471	HT 750CRD	E
6882422	HT 7400	A	6882472	HT 750CRD	F
6882423	HT 740D	A	6882473	HT 750CRD	E
6882424	HT 7400	A	6882474	HT 750CRD	E
6882425	HT 740D	A	6882475	HT 750CRD	F
6882426	HT 7400	A	6882476	HT 750CRD	F
6882427	HT 740D	C	6882477	HT 750DRD	D
6882428	HT 740D	A	6882478	HT 750DRD	D
6882429	HT 740D	A	6882479	HT 750DRD	D
6882430	HT 740D	A	6882480	HT 750DRD	D
6882431	HT 740D	B	6882481	HT 750DRD	D
6882432	HT 740D	A	6882482	HT 750DRD	D
6882433	HT 740D	C	6882483	HT 750DRD	D
6882434	HT 740D	A	6882484	HT 750DRD	D
6882435	HT 740D	A	6882485	HT 750DRD	D
6882436	HT 7400	A	6882486	HT 750DRD	D
6882437	HT 740D	C	6882487	HT 750DRD	D
6882438	HT 740D	C	6882488	HT 750DRD	G
6882439	HT 740D	A	6882489	HT 750DRD	D
6882440	HT 740D	A	6882490	HT 750DRD	D
6882441	HT 740D	A	6882491	HT 750DRD	D
6882442	HT 740D	C	6882492	HT 750DRD	D
6882443	HT 740D	A	6882493	HT 750DRD	D
6882444	HT 740D	A	6882494	HT 750DRD	D
6882445	HT 740D	C	6882495	HT 750DRD	D
6882446	HT 740D	A	6882496	HT 750DRD	D
6882447	HT 740D	A	6882497	HT 750DRD	D
6882448	HT 7400	A	6882498	HT 750DRD	D

CONTINUED ON NEXT PAGE

- A/N* - ASSEMBLY NUMBER - FOUND ON YOUR TRANSMISSION NAMEPLATE

OUTPUT SHAFT AND REAR COVER ASSY SECTION

TO FIND DETAIL PARTS FOR YOUR ALLISON AUTOMATIC TRANSMISSION, TURN TO THE GROUP LISTED OPPOSITE THE ASSEMBLY PART NUMBER OF YOUR TRANSMISSION.

A/N*	MODEL	GROUP	A/N*	MODEL	GROUP
6882499	HT 750DRD	D	6883329	HT 750CRD	E
6882500	HT 750DRD	G	6883334	HT 740FS	C
6882501	HT 750DRD	D	6883452	HT 740D	C
6882502	HT 750DRD	D	6883462	HT 740D	A
6882503	HT 750DRD	D	6883463	HT 750DRD	D
6882504	HT 750DRD	D	6883509	HT 750DRD	D
6882547	HT 750DRD	D	6883510	HT 750DRD	D
6882568	HT 750CRD	E	6883526	HT 740D	C
6882570	HT 750DRD	D	6883535	HT 750DRD	D
6882571	HT 740D	A	6883583	HT 740D	C
6882582	HT 750DRD	D	6883597	HT 750DRD	D
6882585	HT 740D	F	6883624	HT 750DRD	G
6882590	HT 740D	C	6883626	HT 750CRD	E
6882597	HT 740D	A	6883646	HT 750DRD	D
6882626	HT 740D	A	6883652	HT 740D	A
6882647	HT 740D	A	6883653	HT 750CRD	E
6882695	HT 750DRD	D	6883654	HT 750CRD	E
6882704	HT 740D	A	6883664	HT 750CRD	E
6882705	HT 7400	C	6883679	HT 740D	C
6882706	HT 740D	A	6883692	HT 740D	C
6882726	HT 740D	A	6883699	HT 750DRD	D
6882744	HT 740FS	C	6883700	HT 750DRD	D
6883024	HT 750DRD	D	6883706	HT 740FS	C
6883043	HT 750CRD	E	6883722	HT 740D	C
6883073	HT 7400	A	6883793	HT 740D	A
6883075	HT 740D	B	6883806	HT 740D	A
6883077	HT 750DRD	D	6883807	HT 750CRD	E
6883095	HT 740D	C	6883822	HT 750DRD	D
6883122	HT 750CRD	E	6883859	HT 750DRD	D
6883124	HT 750DRD	D	6883869	HT 740D	A
6883154	HT 750DRD	D	6883870	HT 740D	A
6883170	HT 750DRD	D	6883890	HT 740D	C
6883188	HT 750DRD	D	6883895	HT 740D	A
6883191	HT 740D	A	6883897	HT 740D	C
6883222	HT 740D	A	6883907	HT 750CRD	E
6883231	HT 740D	C	6883911	HT 750CRD	E
6883232	HT 740D	C	6883912	HT 740D	C
6883233	HT 740D	C	6883913	HT 750DRD	D
6883234	HT 7400	A	6883933	HT 740D	C
6883235	HT 740D	A	6883934	HT 750CRD	E
6883237	HT 7400	C	6883952	HT 750DRD	D
6883240	HT 740FS	A	6883953	HT 750DRD	D
6883243	HT 740FS	C	6883972	HT 750CRD	E
6883244	HT 740FS	C	6883973	HT 750CRD	E
6883245	HT 740FS	C	6883975	HT 750CRD	D
6883246	HT 740FS	C	6883976	HT 740FS	C
6883260	HT 750DRD	D	6883994	HT 740D	C
6883302	HT 740D	B	6884007	HT 750DRD	D
6883315	HT 7400	A	6884077	HT 740D	C
6883316	HT 750CRD	E	6884091	HT 750CRD	E

CONTINUED ON NEXT PAGE

- A/N* - ASSEMBLY NUMBER - FOUND ON YOUR TRANSMISSION NAMEPLATE

OUTPUT SHAFT AND REAR COVER ASSY SECTION

TO FIND DETAIL PARTS FOR YOUR ALLISON AUTOMATIC TRANSMISSION, TURN TO THE GROUP LISTED OPPOSITE THE ASSEMBLY PART NUMBER OF YOUR TRANSMISSION.

A/N*	MODEL	GROUP	A/N*	MODEL	GROUP
6884119	HT 750CRD	E	6884539	HT 740D	C
6884123	HT 750CRD	E	6884540	HT 740D	C
6884124	HT 750CRD	E	6884541	HT 750CRD	F
6884125	HT 750CRD	E	6884542	HT 750CRD	E
6884194	HT 750CRD	E	6884543	HT 750CRD	E
6884195	HT 750CRD	E	6884544	HT 750CRD	E
6884257	HT 750DRD	D	6884545	HT 750CRD	E
6884267	HT 750CRD	F	6884546	HT 750CRD	E
6884268	HT 740D	C	6884547	HT 750CRD	E
6884288	HT 750DRD	G	6884548	HT 750CRD	E
6884449	HT 740D	C	6884549	HT 750CRD	E
6884452	HT 750CRD	E	6884550	HT 750CRD	E
6884453	HT 750CRD	E	6884551	HT 750CRD	F
6884454	HT 750DRD	D	6884552	HT 750CRD	E
6884456	HT 740D	C	6884553	HT 750DRD	D
6884458	HT 740D	C	6884554	HT 750DRD	D
6884459	HT 750DRD	D	6884555	HT 750DRD	D
6884460	HT 750DRD	D	6884556	HT 750DRD	D
6884475	HT 740D	C	6884557	HT 750DRD	D
6884476	HT 750CRD	E	6884558	HT 750DRD	D
6884477	HT 750DRD	D	6884559	HT 750DRD	D
6884484	HT 750DRD	D	6884560	HT 750DRD	D
6884509	HT 750DRD	D	6884561	HT 750DRD	D
6884510	HT 750DRD	D	6884562	HT 750DRD	D
6884511	HT 750CRD	E	6884563	HT 750DRD	D
6884512	HT 750CRD	E	6884564	HT 750DRD	D
6884513	HT 740D	A	6884565	HT 750DRD	D
6884514	HT 740D	A	6884566	HT 750DRD	D
6884515	HT 740D	A	6884567	HT 750DRD	D
6884516	HT 740D	A	6884568	HT 750DRD	D
6884517	HT 740D	A	6884569	HT 750DRD	D
6884518	HT 740D	B	6884571	HT 750DRD	D
6884519	HT 740D	C	6884572	HT 750DRD	D
6884520	HT 740D	C	6884573	HT 750DRD	D
6884521	HT 740D	A	6884574	HT 750DRD	D
6884522	HT 740D	A	6884575	HT 750DRD	D
6884523	HT 740D	A	6884591	HT 750CRD	F
6884524	HT 740D	A	6884685	HT 740D	C
6884525	HT 740D	A	6884686	HT 750DRD	D
6884526	HT 740D	C	6884687	HT 750DRD	D
6884527	HT 740D	A	6884695	HT 750DRD	D
6884528	HT 740D	A	6884696	HT 740D	B
6884529	HT 740D	A	6884697	HT 750CRD	E
6884530	HT 740D	A	6884698	HT 740D	C
6884533	HT 740FS	C	6884699	HT 740D	C
6884534	HT 740FS	C	6884726	HT 750DRD	D
6884535	HT 740D	C	6884729	HT 740D	C
6884536	HT 740D	C	6884796	HT 750DRD	D
6884537	HT 740D	C	6885200	HT 750DRD	D
6884538	HT 740D	C	6885201	HT 750CRD	E

CONTINUED ON NEXT PAGE

- A/N* - ASSEMBLY NUMBER - FOUND ON YOUR TRANSMISSION NAMEPLATE

OUTPUT SHAFT AND REAR COVER ASSY SECTION

TO FIND DETAIL PARTS FOR YOUR ALLISON AUTOMATIC TRANSMISSION, TURN TO THE GROUP LISTED OPPOSITE THE ASSEMBLY PART NUMBER OF YOUR TRANSMISSION.

A/N*	MODEL	GROUP	A/N*	MODEL	GROUP
6885208	HT 7400	A	6885338	HT 750DRD	G
6885209	HT 750DRD	D	6885344	HT 750CRD	E
6885214	HT 750DRD	D	6885345	HT 740D	A
6885237	HT 750DRD	D	6885356	HT 740D	A
6885238	HT 750DRD	D	6885363	HT 7400	C
6885240	HT 750DRD	D	6885367	HT 740D	C
6885241	HT 7400	C	6885368	HT 7400	A
6885242	HT 740D	C	6885369	HT 750DRD	D
6885243	HT 740FS	C	6885371	HT 740D	C
6885248	HT 750CRD	E	6885372	HT 754CRD	E
6885249	HT 750DRD	D	6885373	HT 740D	C
6885260	HT 750DRD	G	6885376	HT 750DRD	G
6885261	HT 740D	C	6885377	HT 750DRD	D
6885262	HT 740D	C	6885379	HT 750DRD	D
6885263	HT 750DRD	D	6885380	HT 750DRD	D
6885264	HT 750DRD	D	6885381	HT 750DRD	D
6885265	HT 750CRD	E	6885382	HT 750DRD	D
6885266	HT 750CRD	E	6885383	HT 750DRD	D
6885270	HT 750DRD	D	6885384	HT 740D	C
6885273	HT 754CRD	E	6885385	HT 740D	C
6885274	HT 750DRD	D	6885386	HT 740D	C
6885275	HT 740D	A	6885398	HT 750DRD	D
6885276	HT 750CRD	A	6885399	HT 740D	A
6885277	HT 740D	B	6885409	HT 750DRD	D
6885278	HT 7400	A	6885416	HT 750CRD	E
6885279	HT 750CRD	E	6885417	HT 740D	A
6885285	HT 7400	A	6885424	HT 750DRD	D
6885286	HT 740D	A	6885425	HT 750DRD	D
6885287	HT 7400	C	6885426	HT 754CRD	E
6885288	HT 740D	C	6885459	HT 754CRD	E
6885289	HT 740D	C	6885464	HT 750CRD	E
6885295	HT 750DRD	D	6885491	HT 7400D	A
6885296	HT 750CRD	E	6885493	HT 750CRD	D
6885297	HT 750CRD	E	6885511	HT 750CRD	E
6885298	HT 7400	A	6885512	HT 7400	C
6885299	HT 740D	C	6885513	HT 740D	C
6885300	HT 7400	A	6885514	HT 740D	C
6885301	HT 740D	8	6885516	HT 754CRD	E
6885312	HT 750DRD	D	6885517	HT 754CRD	E
6885313	HT 750DRD	D	6885524	HT 740D	B
6885322	HT 7400	C	6885532	HT 7400	B
6885323	HT 750CRD	E	6885537	HT 740D	C
6885324	HT 750DRD	D	6885542	HT 754CRD	E
6885326	HT 740D	B	6885543	HT 740D	C
6885329	HT 7400	A	6885544	HT 740D	A
6885333	HT 740FS	C	6885545	HT 740D	C
6885334	HT 750DRD	D	6885551	HT 740D	A
6885335	HT 750DRD	D	6885552	HT 740D	A
6885336	HT 750DRD	D	6885553	HT 740D	C
6885337	HT 750DRD	D	6885554	HT 740D	A

CONTINUED ON NEXT PAGE

* A/N* - ASSEMBLY NUMBER - FOUND ON YOUR TRANSMISSION NAMEPLATE

OUTPUT SHAFT AND REAR COVER ASSY SECTION

TO FIND DETAIL PARTS FOR YOUR ALLISON AUTOMATIC TRANSMISSION, TURN TO THE GROUP LISTED OPPOSITE THE ASSEMBLY PART NUMBER OF YOUR TRANSMISSION.

A/N*	MODEL	GROUP	A/N*	MODEL	GROUP
6885555	HT 740D	A	6885613	HT 750DRD	D
6885556	HT 740D	C	6885614	HT 750DRD	D
6885557	HT 740D	C	6885615	HT 750DRD	D
6885558	HT 7400	C	6885616	HT 740D	A
6885559	HT 740FS	C	6885617	HT 740D	A
6885560	HT 750DRD	D	6885648	HT 750DRD	D
6885561	HT 750DRD	D	6885649	HT 740D	C
6885562	HT 750DRD	D	6885650	HT 754CRD	E
6885563	HT 754CRD	E	6885652	HT 750DRD	D
6885564	HT 754CRD	E	6885681	HT 740D	C
6885565	HT 740D	A	6885682	HT 750CRD	E
6885566	HT 740D	C	23010727	HT 740D	C
6885573	HT 750CRD	E	23010728	HT 750DRD	D
6885576	HT 7400	A	23010777	HT 750CRD	E
6885577	HT 740D	A	23010781	HT 750DRD	D
6885578	HT 7400	A	23010783	HT 750CRD	E
6885579	HT 740D	A	23010786	HT 750CRD	E
6885580	HT 7400	A	23010788	HT 740D	C
6885581	HT 740FS	C	23010789	HT 750DRD	D
6885582	HT 7400	A	23010790	HT 750CRD	E
6885583	HT 740D	A	23010791	HT 740D	C
6885584	HT 7400	C	23010798	HT 750CRD	F
6885585	HT 740D	C	23010801	HT 740D	A
6885586	HT 7400	A	23010802	HT 750DRD	D
6885587	HT 740D	A	23010803	HT 750DRD DB	H
6885588	HT 740D	A	23010813	HT 740D	A
6885589	HT 740D	A	23010832	HT 750DRD DB	H
6885590	HT 754CRD	E	23010833	HT 750DRD DB	H
6885591	HT 754CRD	E	23010835	HT 740D0	C
6885592	HT 754CRD	E	23010837	HT 754CRD	E
6885593	HT 754CRD	E	23010842	HT 750DRD DB	H
6885594	HT 754CRD	E	23010844	HT 740D	A
6885595	HT 754CRD	E	23010845	HT 740D	A
6885596	HT 754CRD	E	23010846	HT 750DRD	D
6885597	HT 750DRD	D	23010863	HT 740D	A
6885598	HT 750DRD	D	23010864	HT 754CRD	E
6885599	HT 750DRD	D	23010865	HT 750DRD DB	H
6885600	HT 750DRD	D	23010867	HT 750DRD	D
6885601	HT 750DRD	D	23010870	HT 750DRD	G
6885602	HT 750DRD	D	23010873	HT 740D	A
6885603	HT 750DRD	D	23010874	HT 740FS	A
6885604	HT 750DRD	D	23010875	HT 740D	C
6885605	HT 750DRD	D	23010876	HT 740D	B
6885606	HT 750DRD	D	23010877	HT 754CRD	E
6885607	HT 750DRD	D	23010878	HT 754CRD	E
6885608	HT 750DRD	D	23010879	HT 750DRD	D
6885609	HT 750DRD	D	23010880	HT 750DRD	D
6885610	HT 750DRD	D	23010881	HT 740D	C
6885611	HT 750DRD	D	23010882	HT 740D	C
6885612	HT 750DRD	D	23010883	HT 754CRD	F

CONTINUED ON NEXT PAGE

- A/N* - ASSEMBLY NUMBER - FOUND ON YOUR TRANSMISSION NAMEPLATE

OUTPUT SHAFT AND REAR COVER ASSY SECTION

TO FIND DETAIL PARTS FOR YOUR ALLISON AUTOMATIC TRANSMISSION, TURN TO THE GROUP LISTED OPPOSITE THE ASSEMBLY PART NUMBER OF YOUR TRANSMISSION.

A/N*	MODEL	GROUP	A/N*	MODEL	GROUP
23010884	HT 754CRD	E	23011407	HT 740D	C
23010885	HT 750DRD	D	23011412	HT 750DRD	D
23010886	HT 750DRD	D	23011413	HT 740D	A
23010887	HT 754CRD	E	23011427	HT 750DRD	D
23010888	HT 750DRD	O	23011428	HT 750DRD	D
23010889	HT 754CRD	E	23011430	HT 754CRD	E
23010891	HT 740D	C	23011432	HT 754CRD	F
23010892	HT 740D	C	23011434	HT 750DRD	D
23010898	HT 750DRD	D	23011435	HT 750DRD	D
23010899	HT 750DRD	D	23011438	HT 750DRD	D
23010901	HT 740D	A	23011447	HT 750DRD	D
23010902	HT 740D	A	23011459	HT 754CRD	E
23010905	HT 750DRD	G	23011469	HT 740D	C
23010906	HT 750DRD	D	23011495	HT 740D	C
23010918	HT 740D	A	23011506	HT 754CRD	F
23010919	HT 740D	A	23011508	HT 754CRD	E
23010920	HT 740D	C	23011509	HT 750DRD	D
23010921	HT 750CRD	E	23011510	HT 750DRD	D
23010922	HT 754CRD	E	23011519	HT 740D	C
23010923	HT 750DRD	D	23011532	HT 754CRD	E
23010935	HT 750DRD	D	23011544	HT 740D	A
23010936	HT 740D	A	23011556	HT 740D	C
23010937	HT 754CRD	E	23011557	HT 740D	C
23010938	HT 754CRD	E	23011566	HT 750DRD	D
23010939	HT 754CRD	E	23011567	HT 750DRD DB	J
23010940	HT 754CRD	E	23011569	HT 754CRD	E
23010958	HT 750DRD	D	23011573	HT 754CRD	E
23010963	HT 740D	C	23011587	HT 754CRD	E
23010965	HT 750DRD	D	23011588	HT 750DRD	D
23010966	HT 750DRD	D	23011589	HT 750DRD	D
23010967	HT 750DRD	D	23011591	HT 740D	B
23010968	HT 750DRD	D	23011592	HT 754CRD	E
23010969	HT 740D	A	23011850	HT 750DRD	D
23010975	HT 740D	C	23011852	HT 740D	A
23010976	HT 750DRD	D	23012022	HT 750DRD DB	H
23010977	HT 750DRD	D	23012050	HT 750DRD DB	J
23010989	HT 740D	A	23012053	HT 740D	A
23011306	HT 750DRD	D	23012069	HT 754CRD	E
23011309	HT 750DRD	D	23012087	HT 754CRD	E
23011334	HT 754CRD	E	23012088	HT 740D	B
23011335	HT 750DRD	D	23012095	HT 750DRD	D
23011338	HT 740D	A	23012096	HT 750DRD DB	H
23011341	HT 750DRD	D	23012097	HT 750DRD DB	H
23011343	HT 740D	A	23012098	HT 750DRD DB	H
23011349	HT 740D	B	23012099	HT 750DRD DB	H
23011389	HT 754CRD	E	23012110	HT 750DRD	D
23011391	HT 740D	A	23012114	HT 740D	C
23011394	HT 750DRD	D	23012135	HT 740D	A
23011396	HT 750DRD	D	23012139	HT 750DRD	D
23011405	HT 750DRD	D	23012140	HT 740D	C

CONTINUED ON NEXT PAGE

- A/N* - ASSEMBLY NUMBER - FOUND ON YOUR TRANSMISSION NAMEPLATE

OUTPUT SHAFT AND REAR COVER ASSY SECTION

TO FIND DETAIL PARTS FOR YOUR ALLISON AUTOMATIC TRANSMISSION, TURN TO THE GROUP LISTED OPPOSITE THE ASSEMBLY PART NUMBER OF YOUR TRANSMISSION.

A/N*	MODEL	GROUP	A/N*	MODEL	GROUP
23012141	HT 754CRD	E	23012756	HT 740D	C
23012171	HT 754CRD	E	23012757	HT 754CRD	E
23012172	HT 754CRD	E	23012767	HT 740D	C
23012193	HT 754CRD	E	23012768	HT 754CRD	E
23012200	HT 754CRD	E	23012770	HT 740D	C
23012214	HT 740D	C	23014331	HT 740D	C
23012215	HT 740D	C	23014332	HT 747D	C
23012220	HT 754CRD	E	23014333	HT 750DRD	D
23012246	HT 750DRD	D	23014334	HT 754CRD	E
23012256	HT 750DRD DB	J	23014344	HT 750DRD	D
23012259	HT 750DRD	D	23014345	HT 754CRD	E
23012315	HT 754CRD	E	23014424	HT 750DRD DB	J
23012316	HT 754CRD	E	23014435	HT 740D	A
23012321	HT 740D	C	23014436	HT 754CRD	E
23012322	HT 740D	C	23014445	HT 750DRD	D
23012326	HT 747D	C	23014463	HT 750DRD	D
23012327	HT 740D	A	23014475	HT 754CRD	E
23012363	HT 750DRD	D	23014476	HT 754CRD	E
23012364	HT 750DRD	0	23014477	HT 740D	A
23012381	HT 754CRD	E	23014478	HT 740D	A
23012419	HT 740D	C	23014492	HT 754CRD	E
23012420	HT 740D	C	23014498	HT 740D	C
23012421	HT 750DRD	D	23014499	HT 750DRD	D
23012422	HT 7400	C	23014500	HT 754CRD	E
23012427	HT 750DRD	D	23014502	HT 750DRD	D
23012436	HT 740D	C	23014505	HT 750DRD	D
23012449	HT 740D	A	23014508	HT 750DRD	D
23012450	HT 750DRD	D	23014526	HT 750DRD	0D
23012471	HT 747D	C	23014529	HT 740D	B
23012474	HT 740D	A	23014530	HT 750DRD	D
23012475	HT 747D	C	23014539	HT 740D	A
23012476	HT 740D	A	23014541	HT 750DRD	D
23012503	HT 754CRD	E	23014545	HT 754CRD	E
23012504	HT 750DRD	D	23014553	HT 740D	C
23012505	HT 740D	C	23014555	HT 740D	B
23012589	HT 750DRD	D	23014587	HT 754CRD	E
23012590	HT 750DRD	D	23014588	HT 754CRD	E
23012591	HT 740D	A	23014643	HT 754CRD	E
23012594	HT 7400	C	23014645	HT 740D	A
23012595	HT 750DRD DB	J	23014654	HT 750DRD	0
23012649	HT 740D	A	23014658	HT 740D	A
23012684	HT 750DRD	D	23014661	HT 750DRD	D
23012690	HT 754CRD	E	23014670	HT 750DRD	D
23012691	HT 740D	C	23014684	HT 754CRD	F
23012698	HT 750DRD	D	23014691	HT 754CRD	E
23012699	HT 750DRD	D	23014700	HT 754CRD	E
23012700	HT 750DRD	D	23014913	HT 750DRD	D
23012703	HT 740D	C	23014929	HT 750DRD	D
23012704	HT 740D	C	23014937	HT 747D	C
23012745	HT 750DRD	D	23014941	HT 747D	C

CONTINUED ON NEXT PAGE

A/N - ASSEMBLY NUMBER - FOUND ON YOUR TRANSMISSION NAMEPLATE

OUTPUT SHAFT AND REAR COVER ASSY SECTION

TO FIND DETAIL PARTS FOR YOUR ALLISON AUTOMATIC TRANSMISSION, TURN TO THE GROUP LISTED OPPOSITE THE ASSEMBLY PART NUMBER OF YOUR TRANSMISSION.

A/N*	MODEL	GROUP	A/N*	MODEL	GROUP
23014964	HT 7470	C	23019204	HT 740D	A
23014983	HT 754CRD	E	23019252	HT 740D	C
23014990	HT 754CRD	E	23019255	HT 7400	C
23015009	HT 754CRD	E	23019256	HT 7400D	C
23015010	HT 750DRD	D	23019257	HT 7400	C
23015028	HT 754CRD	E	23019258	HT 740D	C
23015032	HT 750DRD	0	23019259	HT 7400D	A
23015058	HT 7470	C	23019260	HT 7400	C
23015066	HT 754CRD	E	23019261	HT 740D	C
23015074	HT 7470	C	23019262	HT 740D	C
23015104	HT 7470	C	23019263	HT 740D	C
23015137	HIT 750DRD	D	23019264	HT 740D	C
23015142	HT 7400	A	23019265	HT 7400D	C
23015152	HT 7400	C	23019266	HT 740D	C
23015153	HT 750DRD D		23019267	HT 740D	C
23015177	HT 747D	C	23019268	HT 7400	C
23015199	HT 750DRD 0B	J	23019269	HT 740D	C
23015206	HT 750DRD	0	23019270	HT 740D	C
23015214	HT 7400	B	23019271	HT 740D	A
23015215	HT 750DRD	D	23019272	HT 740D	A
23015216	HT 754CRD	E	23019273	HT 7400D	C
23015222	HT 754CRD	E	23019274	HT 7400D	C
23015248	HT 750DRD	D	23019275	HT 7400D	C
23015251	HT 750DRD	D	23019276	HT 740D	C
23019050	HT 7400	C	23019277	HT 740FS	C
23019052	HT 7470	C	23019278	HT 7400	C
23019057	HT 754CRD	F	23019279	HT 7400	C
23019099	HT 750DRD	0	23019313	HT 740FS	C
23019100	HT 750DRD	0	25019314	HT 7400	C
23019101	HT 754CRD	E	25019330	HT 750DRD	D
23019107	HT 750DRD	D	23019338	HT 750DRD	A
23019149	HT 750DRD	D	23019344	HT 7470	C
23019168	HT 750DRD	D	25019S50	Hr /470	C
23019174	HT 7400	C	23019605	HT 7400	C
23019175	HT 7400	C	23019646	HT 754CRD	E
23019176	HT 7400	C	23019647	HT 7400	C
23019177	HT 740D	C	23019658	HT 7400D	A
23019178	HT 7400D	C	23019696	HT 754CRD	E
23019179	HT 7400D	C	23019697	HT 754CRD	E
23019180	HT 7400D	C	23019698	HT 754CRD	E
23019181	HT 7470	C	23019760	HT 7400	C
23019182	HT 747D	C	23019761	HT 740D	C
23019183	H1 7470	C	23019762	HT 7400	C
23019184	HT 7470	C	23019803	HT 740D	C
23019185	HT 747D	C	23019811	HT 750DRD	D
23019186	HT 7400D	A	23019812	HT 750DRD	D
23019187	I1 7470	C	23019823	HT 7400D	C
23019199	HT 7400D	A	23019824	HT 7400D	C
23019202	HT 754CRD	F	23019825	HT 7470	C
23019203	H1 750DRD	D	23019842	HT 7470	C

CONTINUED ON NEXT PAGE

A/N - ASSEMBLY NUMBER - FOUND ON YOUR TRANSMISSION NAMEPLATE

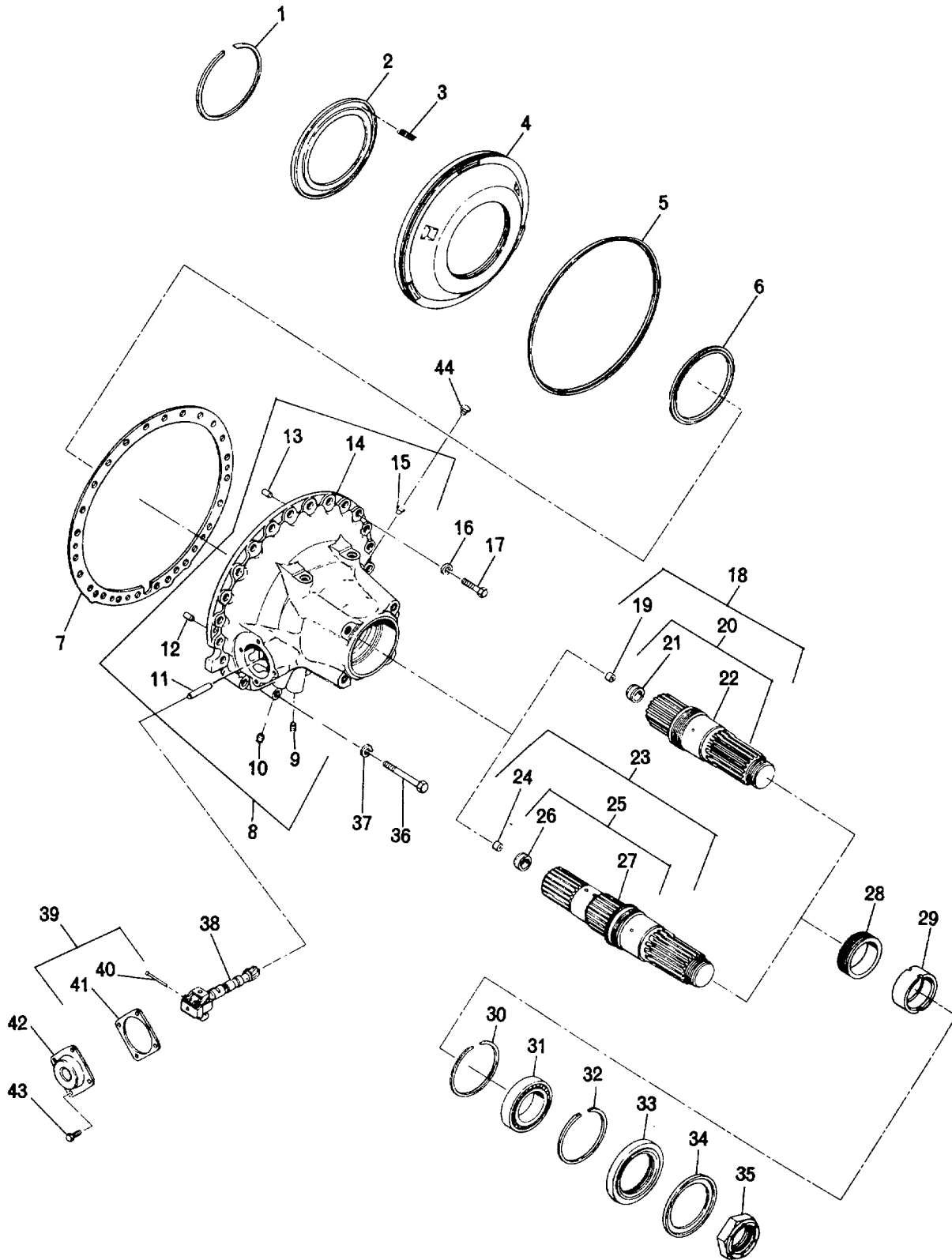
OUTPUT SHAFT AND REAR COVER ASSY SECTION

TO FIND DETAIL PARTS FOR YOUR ALLISON AUTOMATIC TRANSMISSION, TURN TO THE GROUP LISTED OPPOSITE THE ASSEMBLY PART NUMBER OF YOUR TRANSMISSION.

A/N*	MODEL	GROUP	A/N*	MODEL	GROUP
23019843	HT 7470	C	23040673	HT 740D	C
23019849	HT 754CRD	E	23040682	HT 754CRD	E
23019928	HT 754CRD	E	23040701	HT 754CRD	E
23019947	HT 754CRD	E	23040718	HT 750DRD	D
23019948	HT 754CRD	E	23040721	HT 747D	C
23019949	HT 740D	A	23040722	HT 7470	C
23019989	HT 7470	C	23040727	HT 754CRD	F
23019990	HT 747D	C	23040755	HT 754CRD	E
23040190	HT 750DRD	D	23040756	HT 754CRD	E
23040209	HT 747D	C	23040767	HT 754CRD	E
23040217	HT 750DRD DB	H	23040791	HT 740D	C
23040241	HT 740D	A	23040792	HT 747D	C
23040285	HT 740D	C	23040797	HT 7470	C
23040292	HT 754CRD	E	23040798	HT 747D	C
23040420	HT 740D	A	23040804	HT 740D	C
23040430	HT 7470	C	23040805	HT 740D	C
23040433	HT 740D	A	23040821	HT 750DRD	D
23040436	HT 754CRD	E	23040822	HT 740D	C
23040440	HT 754CRD	E	23040823	HT 740D	C
23040452	HT 740D	C	23040836	HT 750DRD	D
23040480	HT 754CRD	E	23040840	HT 740D	C
23040550	HT 750DRD	O	23040899	HT 740D	A
23040634	HT 750DRD	D	23040900	HT 740D	A
23040635	HT 740D	C	23040901	HT 740D	A
23040636	HT 740D	C	23040902	HT 740D	A
23040638	HT 740D	C	23040928	HT 754CRD	E
23040652	HT 740D	C	23040931	HT 740D	A
23040659	HT 750DRD	D	23040978	HT 750DRD	D
23040665	HT 750DRD	D	23041021	HT 740	D
23040672	HT 750DRD	D	23041024	HT 750DRD	D

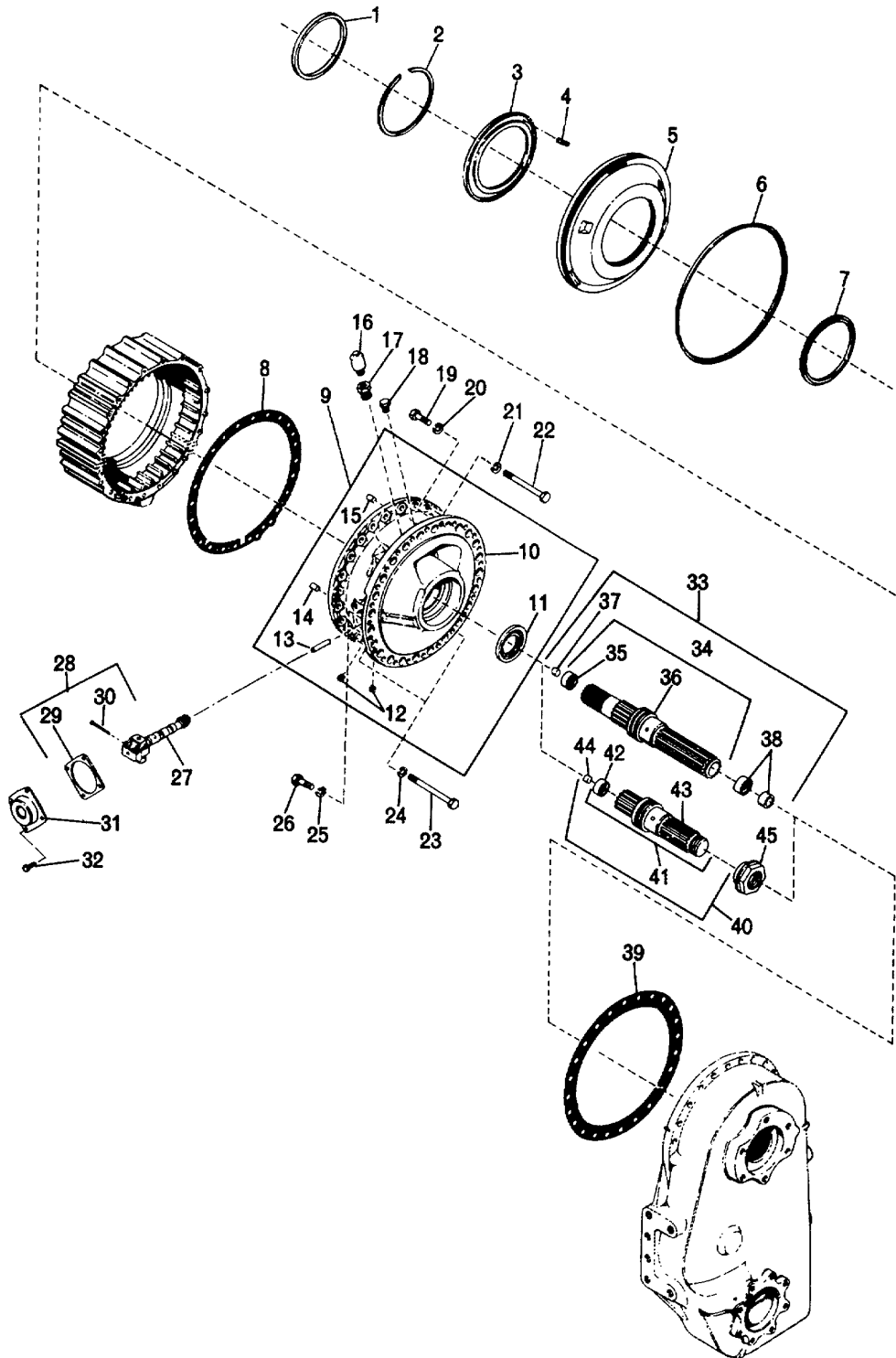
A/N - ASSEMBLY NUMBER - FOUND ON YOUR TRANSMISSION NAMEPLATE

COPYRIGHT 1985 GENERAL MOTORS CORP. 08-01-85



921 IE

FIG. 16. OUTPUT SHAFT, GOVERNOR, TRANSFER HOUSING ADAPTER OR REAR COVER



16389B

FIG. 16-1. OUTPUT SHAFT, GOVERNOR, TRANSFER HOUSING ADAPTER OR REAR COVER

GROUP A

OUTPUT SHAFT, GOVERNOR, TRANSFER HOUSING ADAPTER OR REAR COVER, FIGURE 16

REF NO	NOMENCLATURE	PART NO	REQ	RECOMMENDED SPARES FOR UNITS		
				1-25	26-50	51-200
1	RING, SNAP, INTERNAL	6835369	1	2	4	10
2	RETAINER, SPRING, WHEN REPLACING 6835442 RETAINER WITH 6880432 RETAINER ALSO ORDER 30-6B80418 SPRINGS. DO NOT USE 6880418 SPRINGS WITH 6835442 RETAINER	6880432	1	3	6	15
3	SPRING, PISTON RELEASE, WHEN REPLACING 6836138 SPRING WITH 6880418 SPRING ALSO ORDER 6880432 SPRING RETAINER. DO NOT USE 6880418 SPRINGS WITH 6835442 SPRING RETAINER	6880418	30	60	120	360
4	PISTON, FIRST OR LOW OR FIRST AND REVERSE OR. LOW AND REVERSE	6835439	1	2	4	10
5	RING, SEAL, EXTERNAL, LIP TYPE	23011454	1	3	6	15
6	RING, SEAL, INTERNAL, LIP TYPE	23011458	1	3	6	15
7	GASKET, REAR COVER	6839213	1	3	6	15
8	COVER ASSY, REAR, PRIOR TO S/N 5660 WHEN REPLACING 6835688 OR 6881228 REAR COVER ASSY WITH 23016886 REAR COVER ASSY ALSO REPLACE 6834567 SNAPRING WITH 6769576 SNAPRING AT THE OUTBOARD GROOVE AND REPLACE 6757563 DUST SHIELD WITH 23016017 DUST SHIELD. PRIOR TO S/N 2510071747 WHEN REPLACING 23015983 COVER WITH 23016886 COVER ALSO REPLACE 6757563 DUST SHIELD WITH 23016017 DUST SHIELD.	23016886	1	1	2	6
9	PLUG, 1/8 PIPE	23012036	1	2	4	12
10	PLUG, 1/8 PIPE .	23012036	1	2	4	12
11	PIN, GOVERNOR SUPPORT	141231	1	2	4	12
12	PIN, DOWEL	141240	1	2	4	12
13	PIN, DOWEL	141260	1	2	4	12
14	COVER, REAR, WHEN REPLACING SNAPRING AT THE OUTBOARD GROOVE, IF YOU HAVE A SQUARE GROOVE USE 6769576 SNAPRING AND IF YOU HAVE A TAPERED GROOVE USE 6834567 SNAP RING	23016853	1			
15	BUSHING, SPEEDOMETER DRIVEN GEAR .	6834570	1	2	4	10
16	WASHER, LOCK, 1/2	103323	21	42	84	252
17	BOLT, HX HD, 1/2-13 X 2 .	179889	21	42	84	252
18	SHAFT ASSY, OUTPUT	6835755	1	2	3	8
19	PLUG, ORIFICE	8623484	1	2	4	8
20	SHAFT AND BUSHING ASSY, OUTPUT	6835756*		1		
21	BUSHING	6836272	1	2	4	8
22	SHAFT, OUTPUT	6835690*		1		
23-27	NOT USED IN THIS GROUP					
28	GEAR, SPEEDOMETER DRIVE .	6835455	1	2	4	12
29	SPACER, SLEEVE	23010144	1	2	4	12
30	RING, SNAP, INTERNAL, IF 6881745, 23016886 OR 6837040 REAR COVER ASSY HAS A SHOULDER IN PLACE OF A SNAPRING GROOVE AT THE INBOARD LOCATION THEN 6769576 SNAP RING IS NOT REQUIRED	6769576	1	3	6	15
31	BEARING, SINGLE ROW BALL	908215	1	3	6	15
32	KIT, SNAP RING, 6834567 STILL USED AT THE OUTBOARD LOCATION ON 6835688 AND 6881228 REAR COVER ASSEMBLIES WITH TAPERED GROOVES 6881649 KIT CONSISTS OF 6834567 TAPERED SNAPRING AND 6769576 SQUARE SNAPRING	6881649	1	3	6	15
33	SEAL, OIL	6773311	1	3	6	15
34	SHIELD, DUST, USED PRIOR TO S/N 2510071747.	6757563	1	2	4	10
34	SHIELD, DUST, USED STARTING WITH S/N 2510071747	23016017	1	2	4	10
35	NUT, HX HD, SELF-LOCKING	6771144	1	2	4	12
36	BOLT, HX HD, 1/2-13 X 3 11/4	179894	3	6	12	36
37	WASHER, LOCK, 1/2	103323	3	6	12	36
38	GOVERNOR ASSY, I.D. NO. 462	6885571	1	2	6	15

CONTINUED ON NEXT PAGE

* SERVICED AS AN ASSY - NOT AS A DETAIL PART

GROUP A CONT

OUTPUT SHAFT, GOVERNOR, TRANSFER HOUSING ADAPTER OR REAR COVER, FIGURE 16

REF NO	NOMENCLATURE	PART NO	REQ	RECOMMENDED SPARES FOR UNITS		
				1-25	26-50	51-200
39	KIT, GOVERNOR PIN CONSISTS OF 2-8623232 PINS,..... 23011670 GASKET AND 6880354 INSTRUCTION SHEET	6880353	1	2	4	8
40	PIN, GOVERNOR	23017556 *	2			
41	GASKET, GOVERNOR COVER	253018625	1	3	6	15
42	COVER, GOVERNOR	8623262	1	1	2	4
43	BOLT, HX HD, 5/16-18 X 9/16	115658	4	8	16	48
44	PLUG, SPEEDO	6839091	1	2	4	10

GROUP B

OUTPUT SHAFT, GOVERNOR, TRANSFER HOUSING ADAPTER OR REAR COVER, FIGURE 16
SAME AS GROUP A, EXCEPT FOR PARTS LISTED BELOW

38	GOVERNOR ASSY, I.D. NO. 463	6885572	1	2	6	15
----	-----------------------------------	---------	---	---	---	----

GROUP C

OUTPUT SHAFT, GOVERNOR, TRANSFER HOUSING ADAPTER OR REAR COVER, FIGURE 16
SAME AS GROUP A, EXCEPT FOR PARTS LISTED BELOW

38	GOVERNOR ASSY, I.D. NO. 461	6885570	1	2	6	15
----	-----------------------------------	---------	---	---	---	----

GROUP D

OUTPUT SHAFT, GOVERNOR, TRANSFER HOUSING ADAPTER OR REAR COVER, FIGURE 16
SAME AS GROUP A, EXCEPT FOR PARTS LISTED BELOW

7	GASKET, REAR COVER	6839213	1			
17	BOLT, HX HD, 1/2-13 X 5 3/4	715772	21	42	64	192
18-22	NOT USED IN THIS GROUP					
23	SHAFT ASSY, OUTPUT	6837497	1	2	3	8
24	PLUG, ORIFICE	8623484	1	1	2	6
25	SHAFT AND BUSHING ASSY, OUTPUT	6837496*	1			
26	BUSHING.....	6836272	1	2	4	8
27	SHAFT, OUTPUT	6837493*	1			
36	BOLT, HX HD, 1/2-13 X 7 1/4	187364	3	6	12	36

GROUP E

OUTPUT SHAFT, GOVERNOR, TRANSFER HOUSING ADAPTER OR REAR COVER, FIGURE 16
SAME AS GROUP A, EXCEPT FOR PARTS LISTED BELOW

17	BOLT, HX HD, 1/2-13 X 5 3/4	215722	21	42	64	192
36	BOLT, HX HD, 1/2-13 X 7 1/4	187364	3	6	12	36

GROUP F

OUTPUT SHAFT, GOVERNOR, TRANSFER HOUSING ADAPTER OR REAR COVER, FIGURE 16
SAME AS GROUP A, EXCEPT FOR PARTS LISTED BELOW

17	BOLT, HX HD, 1/2-3 X 5 3/4	15722	21			
36	BOLT, HX HD, 1/2-13 X 7 1/4	187364	3			
38	GOVERNOR ASSY, I.D. NO. 463	6885572	1	2	6	15

* SERVICED AS AN ASSY - NOT AS A DETAIL PART

GROUP G

OUTPUT SHAFT, GOVERNOR, TRANSFER HOUSING ADAPTER OR REAR COVER, FIGURE 16

SAME AS GROUP A, EXCEPT FOR PARTS LISTED BELOW

REF NO	NOMENCLATURE	PART NO	REQ	RECOMMENDED SPARES FOR UNITS		
				1-25	26-50	51-200
7	GASKET, REAR COVER	6839213	1			
17	BOLT, HX HD, 1/2-13 X 5 3/4	215722	21	42	64	192
18-22	NOT USED IN THIS GROUP					
23	SHAFT ASSY, OUTPUT	6837497	1	2	3	8
24	PLUG, ORIFICE	8623484	1	1	2	6
25	SHAFT AND BUSHING ASSY, OUTPUT	6837496	*	1		
26	BUSHING	6836272	1	2	4	8
27	SHAFT, OUTPUT	6837493 *	1			
36	BOLT, HX HD, 1/2-13 X 7 1/4	187364	3	6	12	36
38	GOVERNOR ASSY, I-D. NO. 463	6885572	1	2	6	15

GROUP H

OUTPUT SHAFT, GOVERNOR, TRANSFER HOUSING ADAPTER OR REAR COVER, FIGURE 16-1

1	SPACER, ADAPTER HOUSING BEARING	6880674	1	3	6	15
2	RING, SNAP, INTERNAL	6835369	1	2	4	10
3	RETAINER, SPRING	6880432	1	3	6	15
4	SPRING, PISTON RELEASE	6880418	30	60	120	360
5	PISTON, FIRST OR LOW OR FIRST AND REVERSE OR LOW AND REVERSE	6835439	1	2	4	10
6	RING, SEAL, EXTERNAL, LIP TYPE	23011454	1	3	6	15
7	RING, SEAL, INTERNAL, LIP TYPE	23011458	1	3	6	15
8	GASKET, ADAPTER HOUSING	6839213	1	3	6	15
9	ADAPTER ASSY, TRANSFER HOUSING	6880233	1	1	2	
10	ADAPTER, TRANSFER HOUSING	6880232	1			
11	SEAL, OIL	6773466	1	1	3	5
12	PLUG, PIPE, 1/8	23012036	2	2	4	6
13	PIN, GOVERNOR SUPPORT	141231	1	1	3	5
14	PIN, DOWEL	141260	1	1	3	5
15	PIN, DOWEL	141240	1	1	3	5
16	BREATHER, WHEN REPLACING 6769936 BREATHER WITH 6774565 BREATHER ALSO ORDER 444355 REDUCER	6774565	1	1	2	3
17	REDUCER	444355	1	1	2	4
18	PLUG, SEAL	444630	1	1	2	3
19	BOLT, HX HD, 1/2-13 X I 3/4	179887	21	21	42	84
20	WASHER, LOCK, 1/2	103323	21	21	42	84
21	WASHER, LOCK, 1/2	103323	22	22	44	88
22	BOLT, HX HD, 1/2-13 X 5 3/4	215722	22	22	44	88
23	BOLT, HX HD, 1/2-13 X 7 3/4	187364	2	2	4	8
24	WASHER, LOCK, 1/2	103323	2	2	4	8
25	WASHER, LOCK, 1/2	103323	3	3	6	12
26	BOLT, HX HD, 1/2-13 X I 3/8	179884	3	3	6	12
27	GOVERNOR ASSY, I.D. NO. 462	6885571	1	2	6	15
28	KIT, GOVERNOR PIN, CONSISTS OF 2 8623232 PINS, 23011670 GASKET AND 6880354 INSTRUCTION SHEET.	6880353	1	2	4	8
29	GASKET, GOVERNOR COVER	23018625	1	3	6	15
30	PIN, GOVERNOR	23017556 *	2			
31	COVER, GOVERNOR	8623262	1	1	2	4
32	BOLT, HX HD, 5/16-18 X 9/16	115658	4	8	16	48
33	SHAFT ASSY, OUTPUT	6839426	1	1	2	
34	SHAFT AND BUSHING ASSY, OUTPUT	6881702*	1			
35	BUSHING	23015807	1	1	3	5
36	SHAFT, OUTPUT	6839427*	1			
37	PLUG, CUP	8623484	1	1	1	
38	BEARING ASSY, NEEDLE	6754783	1	1	3	5
39	GASKET, TRANSFER HOUSING	6839429	1	1	3	6
40-45	NOT USED IN THIS GROUP					

• SERVICED AS AN ASSY - NOT AS A DETAIL PART

GROUP J

OUTPUT SHAFT, GOVERNOR, TRANSFER HOUSING ADAPTER OR REAR COVER, FIGURE 16-1

SAME AS GROUP H, EXCEPT FOR PARTS LISTED BELOW

REF NO	NOMENCLATURE	PART NO	REQ	RECOMMENDED SPARES FOR UNITS		
				1-25	26-50	51-200
33-38	NOT USED IN THIS GROUP					
40	SHAFT ASSY, OUTPUT	6837497	1		1	2
41	SHAFT AND BUSHING ASSY	6837496*	1			
42	BUSHING, SPLIT	23015807	1	1	3	5
43	SHAFT, OUTPUT	6837493*	1			
44	PLUG, CAP	8623484	1		1	2
45	NUT, 2-16	6880242	1	1	3	5

* SERVICED AS AN ASSY - NOT AS A DETAIL PART

CONTROL VALVE SECTION

TO FIND DETAIL PARTS FOR YOUR ALLISON AUTOMATIC TRANSMISSION, TURN TO THE GROUP LISTED OPPOSITE THE ASSEMBLY PART NUMBER OF YOUR TRANSMISSION.

A/N*	MODEL	GROUP	A/N*	MODEL	GROUP
6835534	HT 740D	A	6880083	HT 750DRD	J
6838065	HT 740D	P	6880106	HT 740D	B
6838066	HT 740D	M	6880107	HT 740D	A
6838067	HT 740D	G	6880182	HT 750CRD	S
6838075	HT 7400	B	6880243	HT 750DRD	T
6838280	HT 750DRD	D	6880248	HT 750CRD	F
6838282	HT 750CRD	F	6880275	HT 750CRD	Q
6838355	HT 750DRD	E	6880284	HT 750DRD	D
6838517	HT 740D	C	6880285	HT 750DRD	J
6838571	HT 740D	A	6880363	HT 750DRD	U
6838683	HT 7400	A	6880364	HT 750DRD	U
6838697	HT 740D	G	6880367	HT 740D	M
6839073	HT 750CRD	F	6880393	HT 750DRD	K
6839074	HT 750CRD	F	6880396	HT 750CRD	F
6839246	HT 750CRD	F	6880408	HT 7400	P
6839411	HT 750CRD	F	6880409	HT 740D	AH
6839412	HT 740D	H	6880411	HT 750DRD	K
6839439	HT 740D	G	6880435	HT 740D	M
6839440	HT 740D	M	6880447	HT 750CRD	F
6839441	HT 750CRD	F	6880475	HT 750DRD	D
6839474	HT 750DRD	J	6880485	HT 750CRD	F
6839475	HT 750DRD	K	6880587	HT 740D	C
6839498	HT 750CRD	L	6880688	HT 750CRD	F
6839500	HT 750DRD	E	6880712	HT 750CRD	F
6839518	HT 750CRD	F	6880722	HT 750CRD	Q
6839519	HT 740D	A	6880723	HT 740D	A
6839520	HT 7400	M	6880738	HT 750CRD	F
6839568	HT 740D	A	6880739	HT 750CRD	W
6839590	HT 750CRD	F	6880740	HT 750CRD	V
6839596	HT 750DRD	N	6880748	HT 750DRD	R
6839623	HT 750DRD	D	6880803	HT 750DRD	R
6839668	HT 750DRD	D	6880825	HT 740D	P
6839669	HT 750DRD	D	6880865	HT 740D	G
6839670	HT 750DRD	D	6880871	HT 750CRD	Z
6839674	HT 7400	A	6880910	HT 750CRD	W
6839750	HT 750CRD	Q	6880919	HT 750CRD	S
6839823	HT 750CRD	F	6880920	HT 750DRD	D
6839824	HT 740D	A	6880930	HT 750DRD	T
6839906	HT 7400	A	6880968	HT 750DRD	E
6839922	HT 750DRD	D	6880969	HT 750CRD	F
6839923	HT 750DRD	D	6880970	HT 740D	X
6839924	HT 750DRD	R	6881023	HT 740D	AA
6839932	HT 750CRD	L	6881054	HT 740D	A
6839933	HT 750DRD	D	6881055	HT 740D	M
6839993	HT 740D	A	6881059	HT 7400	M
6880041	HT 750CRD	Q	6881120	HT 750CRD	F
6880042	HT 750DRD	D	6881140	HT 740D	AB
6880046	HT 740D	A	6881151	HT 750CRD	F
6880047	HT 750CRD	Q	6881156	HT 750DRD	D
6880081	HT 750CRD	Q	6881166	HT 740D	M

CONTINUED ON NEXT PAGE

- A/N* - ASSEMBLY NUMBER - FOUND ON YOUR TRANSMISSION NAMEPLATE

CONTROL VALVE SECTION

TO FIND DETAIL PARTS FOR YOUR ALLISON AUTOMATIC TRANSMISSION, TURN TO THE GROUP LISTED OPPOSITE THE ASSEMBLY PART NUMBER OF YOUR TRANSMISSION.

A/N*	MODEL	GROUP	A/N*	MODEL	GROUP
6881167	HT 750CRD	AD	6881312	HT 750DRD	D
6881168	HT 750CRD	AE	6881313	HT 750DRD	D
6881169	HT 750CRD	AE	6881314	HT 750DRD	D
6881191	HT 740D	G	6881315	HT 750DRD	J
6881192	HT 750DRD	AF	6881316	HT 750DRD	T
6881193	HT 740D	AC	6881317	HT 750DRD	R
6881194	HT 740D	AC	6881318	HT 750DRD	D
6881195	HT 7400	G	6881319	HT 750DRD	T
6881196	HT 740D	M	6881320	HT 750DRD	K
6881197	HT 750CRD	AG	6881321	HT 750DRD	D
6881198	HT 740D	AC	6881322	HT 740D	BJ
6881199	HT 7400	AC	**6881322B	HT 740D	BJ
6881200	HT 740D	B	6881323	HT 740D	BK
6881201	HT 7400	AC	**6881323B	HT 740D	BK
6881202	HT 750CRD	AE	6881324	HT 740D	BJ
6881203	HT 750CRD	AG	**6881324B	HT 740D	BJ
6881204	HT 750CRD	AG	6881325	HT 740D	BS
6881205	HT 750CRD	AE	**6881325B	HT 740D	BS
6881213	HT 740D	G	6881326	HT 740D	AH
6881263	HT 7400	C	6881327	HT 740D	P
6881266	HT 740D	C	6881328	HT 740D	AH
6881267	HT 750DRD	D	6881329	HT 7400	AH
6881268	HT 750DRD	D	6881330	HT 740D	AH
6881288	HT 7400	AH	6881331	HT 740D	AH
6881289	HT 740D	C	6881332	HT 740D	P
6881292	HT 750CRD	BF	6881333	HT 740D	C
**6881292B	HT 750CRD	BF	6881334	HT 740D	A
6881293	HT 750CRD	F	6881335	HT 740D	BL
6881294	HT 750CRD	F	**6881335B	HT 7400	BL
6881295	HT 750CRD	BG	6881336	HT 740D	P
**6881295B	HT 750CRD	BG	6881337	HT 740D	P
6881296	HT 750CRD	BH	6881338	HT 7400	AB
**68812968	HT 750CRD	BH	6881339	HT 750DRD	U
6881297	HT 750CRD	BG	6881340	HT 750DRD	U
**68812978	HT 750CRD	BG	6881341	HT 750DRD	D
6881299	HT 7500CRD	Q	6881342	HT 750DRD	J
6881300	HT 750CRD	F	6881343	HT 750DRD	K
6881301	HT 750CRD	F	6881344	HT 750CRD	V
6881302	HT 750CRD	BF	6881345	HT 750CRD	W
**6881302B	HT 750CRD	BF	6881346	HT 750CRD	Z
6881303	HT 750CRD	BG	6881347	HT 750CRD	W
**68813038	HT 750CRD	BG	6881348	HT 740D	AJ
6881304	HT 750CRD	F	6881349	HT 740D	P
6881305	HT 750CRD	S	6881350	HT 740D	BR
6881306	HT 750CRD	F	**6881350B	HT 740D	BR
6881307	HT 750DRD	N	6881351	HT 7400	BM
6881308	HT 750DRD	E	**6881351B	HT 740D	BM
6881309	HT 750DRD	D	6881361	HT 750DRD	U
6881310	HT 750DRD	D	6881408	HT 750CRD	F
6881311	HT 750DRD	R	6881419	HT 740D	BN

CONTINUED ON NEXT PAGE

A/N - ASSEMBLY NUMBER - FOUND ON YOUR TRANSMISSION NAMEPLATE

** SEE SPI 15TR75

CONTROL VALVE SECTION

TO FIND DETAIL PARTS FOR YOUR ALLISON AUTOMATIC TRANSMISSION, TURN TO THE GROUP LISTED OPPOSITE THE ASSEMBLY PART NUMBER OF YOUR TRANSMISSION.

A/N*	MODEL	GROUP	A/N*	MODEL	GROUP
**6881419B	HT 7400	BN	6882086	HT 740D	BS
6881420	HT 740D	AH	**6882086B	HT 740D	BS
6881421	HT 750DRD	R	6882087	HT 740D	BS
6881430	HT 740D	AH	**6882087B	HT 740D	BS
6881431	HT 7400D	AH	6882088	HT 740D	BS
6881437	HT 740D	AK	**6882088B	HT 740D	BS
6881445	HT 750DRD	AL	6882089	HT 740D	BR
6881447	HT 750DRD	AL	**6882089B	HT 740D	BR
6881448	HT 750DRD	U	6882090	HT 740D	BT
6881449	HT 750CRD	F	**6882090B	HT 740D	BT
6881452	HT 7400	P	6882094	HT 750CRD	Q
6881453	HT 750CRD	V	6882104	HT 740D	BR
6881531	HT 740D	AH	**6882104	HT 740D	BR
6881532	HT 750DRD	AM	6882159	HT 750CRD	F
6881548	HT 750DRD	D	6882161	HT 750DRD	E
6881655	HT 740D	AH	6882163	HT 740D	BU
6881707	HT 740D	AH	6882164	HT 740D	BV
6881708	HT 740D	AH	6882165	HT 740D	CU
6881709	HT 7400	AH	6882166	HT 740D	BV
6881710	HT 740D	AH	6882167	HT 740D	BV
6881711	HT 7400	AH	6882168	HT 740D	BY
6881712	HT 740D	P	6882169	HT 740D	BV
6881713	HT 740D	P	6882170	HT 740D	BY
6881714	HT 740D	P	6882171	HT 740D	BU
6881849	HT 7400	BP	6882172	HT 740D	BV
**6881849B	HT 740D	BP	6882173	HT 740D	BW
6881864	HT 750DRD	U	6882174	HT 740D	BW
6881865	HT 750DRD	AL	6882175	HT 740D	BV
6881872	HT 750DRD	AL	6882176	HT 740D	BW
6881873	HT 750DRD	D	6882177	HT 740D	BX
6881880	HT 750DRD	D	6882178	HT 740D	BY
6881890	HT 750CRD	V	6882179	HT 750CRD	BZ
6881949	HT 740D	M	6882180	HT 750CRD	CA
6881950	HT 750DRD	U	6882181	HT 750CRD	CB
6881951	HT 750DRD	U	6882182	HT 750CRD	CA
6881957	HT 740D	P	6882183	HT 750CRD	CA
6882070	HT 740D	BQ	6882184	HT 750CRD	BZ
**6882070B	HT 740D	BQ	6882185	HT 750CRD	CA
6882080	HT 740D	BR	6882186	HT 750CRD	CC
**6882080B	HT 740D	BR	6882187	HT 750CRD	BZ
6882081	HT 7400	BS	6882188	HT 750CRD	BZ
**6882081B	HT 740D	BS	6882189	HT 750CRD	BZ
6882082	HT 7400	BR	6882190	HT 740D	X
**6882082B	HT 740D	BR	6882259	HT 750DRD	R
6882083	HT 740D	BR	6882268	HT 740D	CD
**6882083B	HT 740D	BR	6882270	HT 740D	AJ
6882084	HT 7400	BR	6882271	HT 740D	AJ
**6882084B	HT 740D	BR	6882272	HT 740D	CD
6882085	HT 7400	BR	6882273	HT 740D	BY
**6882085B	HT 740D	BR	6882274	HT 740D	BW

CONTINUED ON NEXT PAGE

A/N - ASSEMBLY NUMBER - FOUND ON YOUR TRANSMISSION NAMEPLATE

** SEE SPI 15TR75

CONTROL VALVE SECTION

TO FIND DETAIL PARTS FOR YOUR ALLISON AUTOMATIC TRANSMISSION, TURN TO THE GROUP LISTED OPPOSITE THE ASSEMBLY PART NUMBER OF YOUR TRANSMISSION.

A/N*	MODEL	GROUP	A/N*	MODEL	GROUP
6882275	HT 740D	BW	6882449	HT 740D	A
6882276	HT 750CRD	BZ	6882450	HT 740D	M
6882277	HT 750CRD	CB	6882451	HT 740D	M
6882278	HT 750CRD	CA	6882452	HT 7400D	M
6882279	HT 750CRD	CA	6882453	HT 740D	A
6882280	HT 750CRD	CB	6882454	HT 740D	DS
6882281	HT 750CRD	CA	6882455	HT 750CRD	F
6882298	HT 750DRD	D	6882456	HT 750CRD	F
6882329	HT 750CRD	F	6882457	HT 750CRD	F
6882340	HT 750CRD	V	6882458	HT 750CRD	F
6882341	HT 750DRD	U	6882459	HT 750CRD	F
6882346	HT 740D	P	6882460	HT 750CRD	Q
6882411	HT 740D	AV	6882461	HT 750CRD	L
6882412	HT 740D	AV	6882462	HT 750CRD	Q
6882413	HT 7400D	G	6882463	HT 750CRD	Q
6882414	HT 740D	AK	6882464	HT 750CRD	Q
6882415	HT 740D	AJ	6882465	HT 750CRD	F
6882416	HT 7400D	AH	6882466	HT 750CRD	F
6882417	HT 7400D	A	6882467	HT 750CRD	F
6882418	HT 740D	P	6882468	HT 750CRD	F
6882419	HT 7400	AH	6882469	HT 750CRD	Q
6882420	HT 740D	AH	6882470	HT 750CRD	S
6882421	HT 7400D	AH	6882471	HT 750CRD	F
6882422	HT 740D	B	6882472	HT 750CRD	W
6882423	HT 7400	AH	6882473	HT 750CRD	V
6882424	HT 740D	P	6882474	HT 750CR0	V
6882425	HT 740D	P	6882475	HT 750CRD	Z
6882426	HT 740D	AH	6882476	HT 750CRD	W
6882427	HT 740D	C	6882477	HT 750DRD	E
6882428	HT 7400	A	6882478	HT 750DRD	N
6882429	HT 740D	G	6882479	HT 750DRD	D
6882430	HT 740D	AJ	6882480	HT 750DRD	D
6882431	HT 740D	AA	6882481	HT 750DRD	0
6882432	HT 740D	AK	6882482	HT 750DRD	0
6882433	HT 7400	X	6882483	HT 750DRD	R
6882434	HT 7400D	P	6882484	HT 750DRD	D
6882435	HT 7400D	P	6882485	HT 750DRD	D
6882436	HT 7400D	AB	6882486	HT 750DRD	J
6882437	HT 740D	C	6882487	HT 750DRO	AR
6882438	HT 740D	M	6882488	HT 750DRD	T
6882439	HT 740D	AH	6882489	HT 750DRD	D
6882440	HT 7400D	AH	6882490	HT 750DRD	0
6882441	HT 7400D	AJ	6882491	HT 750DRD	J
6882442	HT 7400	M	6882492	HT 750DRD	AR
6882443	HT 740D	A	6882493	HT 750DRD	AL
6882444	HT 740D	A	6882494	HT 750DRD	AR
6882445	HT 740D	M	6882495	HT 750DRD	K
6882446	HT 7400	A	6882496	HT 750DRD	R
6882447	HT 740D	A	6882497	HT 750DRD	K
6882448	HT 740D	A	6882498	HT 750DRD	R

CONTINUED ON NEXT PAGE

- A/N* - ASSEMBLY NUMBER - FOUND ON YOUR TRANSMISSION NAMEPLATE

CONTROL VALVE SECTION

TO FIND DETAIL PARTS FOR YOUR ALLISON AUTOMATIC TRANSMISSION, TURN TO THE GROUP LISTED OPPOSITE THE ASSEMBLY PART NUMBER OF YOUR TRANSMISSION.

A/N*	MODEL	GROUP	A/N*	MODEL	GROUP
6882499	HT 750DRD	D	6883329	HT 750CRD	F
6882500	HT 750DRD	T	6883334	HT 740FS	38
6882501	HT 750DRD	D	6883452	HT 7400	X
6882502	HT 750DRD	R	6883462	HT 740D	AS
6882503	HT 750DRD	AL	6883463	HT 750DRD	D
6882504	HT 750DRD	AR	6883509	HT 750DRD	BD
6882547	HT 750DRD	AM	6883510	HT 750DRD	AZ
6882568	HT 750CRD	F	6883526	HT 740D	M
6882570	HT 750DRD	D	6883535	HT 750DRD	AR
6882571	HT 740D	A	6883583	HT 740D	BE
6882582	HT 750DRD	AP	6883597	HT 750CRD	BD
6882585	HT 740D	AA	6883624	HT 750DRD	AL
6882590	HT 740D	C	6883626	HT 750CRD	V
6882597	HT 740D	G	6883646	HT 750DRD	AR
6882626	HT 740D	C	6883652	HT 740D	AV
6882647	HT 740D	DS	6883653	HT 750CRD	V
6882695	HT 750DRD	D	6883654	HT 750CRD	V
6882704	HT 740D	AV	6883664	HT 750CRD	V
6882705	HT 740D	AV	6883679	HT 740D	C
6882706	HT 740D	AV	6883692	HT 740D	C
6882726	HT 740D	G	6883699	HT 750DRD	0
6882744	HT 740FS	C	6883700	HT 750DRD	D
6883024	HT 750DRD	D	6883706	HT 740FS	C
6883043	HT 750CRD	V	6883722	HT 740D	BU
6883073	HT 7400	AS	6883793	HT 740D	6
6883075	HT 740D	AT	6883806	HT 740D	P
6883077	HT 750DRD	AU	6883807	HT 750CRD	F
6883095	HT 7400	AV	6883822	HT 750DRD	D
6883122	HT 750CRD	AW	6883859	HT 750DRD	AR
6883124	HT 750DRD	U	6883869	HT 7400	AS
6883154	HT 750DRD	AX	6883870	HT 740D	AJ
6883170	HT 750DRD	E	6883890	HT 740D	C
6883188	HT 750DRD	AX	6883895	HT 740D	P
6883191	HT 740D	P	6883897	HT 740D	AV
6883222	HT 740D	P	6883907	HT 750CRD	V
6883231	HT 740D	AV	6883911	HT 750CRD	V
6883232	HT 740D	AV	6883912	HT 740D	AV
6883233	HT 740D	AV	6883913	HT 750DRD	AX
6883234	HT 740D	AV	6883933	HT 740D	AV
6883235	HT 740D	AV	6883934	HT 750CRD	F
6883237	HT 740D	AS	6883952	HT 750DRD	AR
6883240	HT 740FS	C	6883953	HT 750DRD	AZ
6883243	HT 740FS	C	6883972	HT 750CRD	S
6883244	HT 740FS	BC	6883973	HT 750CRD	AW
6883245	HT 740FS	C	6883975	HT 750CRD	AR
6883246	HT 740FS	BC	6883976	HT 740FS	C
6883260	HT 750DRD	AZ	6883994	HT 7400	AS
6883302	HT 740D	AT	6884007	HT 750DRD	AZ
6883315	HT 740D	AH	6884077	HT 740D	AV
6883316	HT 750CRD	BB	6884091	HT 750CRD	S

CONTINUED ON NEXT PAGE

.A/N - ASSEMBLY NUMBER - FOUND ON YOUR TRANSMISSION NAMEPLATE

CONTROL VALVE SECTION

TO FIND DETAIL PARTS FOR YOUR ALLISON AUTOMATIC TRANSMISSION, TURN TO THE GROUP LISTED OPPOSITE THE ASSEMBLY PART NUMBER OF YOUR TRANSMISSION.

A/N*	MODEL	GROUP	A/N*	MODEL	GROUP
6884119	HT 750CRD	F	6884539	HT 740D	AV
6884123	HT 750CRD	F	6884540	HT 7400D	M
6884124	HT 750CRD	F	6884541	HT 750CRD	L
6884125	HT 750CRD	F	6884542	HT 750CRD	F
6884194	HT 750CRD	F	6884543	HT 750CRD	V
6884195	HT 750CRD	S	6884544	HT 750CRD	V
6884257	HT 750DRD	D	6884545	HT 750CRD	AW
6884267	HT 750CRD	W	6884546	HT 750CRD	V
6884268	HT 7400D	M	6884547	HT 750CRD	V
6884288	HT 750DRD	T	6884548	HT 750CRD	F
6884449	HT 740D	X	6884549	HT 750CRD	F
6884452	HT 750CRD	V	6884550	HT 750CRD	F
6884453	HT 750CRD	S	6884551	HT 750CRD	W
6884454	HT 750DRD	E	6884552	HT 750CRD	BA
6884456	HT 7400D	X	6884553	HT 750DRD	E
6884458	HT 740D	M	6884554	HT 750DRD	D
6884459	HT 750DRD	CE	6884555	HT 750DRD	R
6884460	HT 750DRD	AR	6884556	HT 750DRD	D
6884475	HT 7400	C	6884557	HT 750DRD	J
6884476	HT 750CRD	F	6884558	HT 750DRD	AR
6884477	HT 750DRD	D	6884559	HT 750DRD	D
6884484	HT 750DRD	R	6884560	HT 750DRD	J
6884509	HT 750DRD	AZ	6884561	HT 750DRD	AR
6884510	HT 750DRD	D	6884562	HT 750DRD	AR
6884511	HT 750CRD	S	6884563	HT 750DRD	K
6884512	HT 750CRD	S	6884564	HT 750DRD	K
6884513	HT 7400D	AV	6884565	HT 750DRD	D
6884514	HT 7400D	AH	6884566	HT 750DRD	R
6884515	HT 740D	P	6884567	HT 750DRD	AL
6884516	HT 740D	AH	6884568	HT 750DRD	D
6884517	HT 7400	AJ	6884569	HT 750DRD	AX
6884518	HT 740D	AA	6884571	HT 750DRD	D
6884519	HT 7400	X	6884572	HT 750DRD	AZ
6884520	HT 7400D	M	6884573	HT 750DRD	AR
6884521	HT 7400	A	6884574	HT 750DRD	D
6884522	HT 7400	A	6884575	HT 750DRD	AX
6884523	HT 740D	A	6884591	HT 750CRD	Q
6884524	HT 7400	DS	6884685	HT 740D	C
6884525	HT 7400D	AV	6884686	HT 750DRD	D
6884526	HT 7400D	AV	6884687	HT 750DRD	D
6884527	HT 740D	AV	6884695	HT 750DRD	AZ
6884528	HT 7400	AV	6884696	HT 7400D	AT
6884529	HT 7400D	P	6884697	HT 750CRD	F
6884530	HT 7400	P	6884698	HT 7400D	M
6884533	HT 740FS	C	6884699	HT 7400	M
6884534	HT 740FS	BC	6884726	HT 750DRD	D
6884535	HT 7400	M	6884729	HT 7400	M
6884536	HT 7400	BE	6884796	HT 750DRD	D
6884537	HT 740D	C	6885200	HT 750DRD	AR
6884538	HT 7400D	C	6885201	HT 750CRO	V

CONTINUED ON NEXT PAGE

- A/N* - ASSEMBLY NUMBER - FOUND ON YOUR TRANSMISSION NAMEPLATE

CONTROL VALVE SECTION

TO FIND DETAIL PARTS FOR YOUR ALLISON AUTOMATIC TRANSMISSION, TURN TO THE GROUP LISTED OPPOSITE THE ASSEMBLY PART NUMBER OF YOUR TRANSMISSION.

A/N*	MODEL	GROUP	A/N*	MODEL	GROUP
6885208	HT 740D	AV	6885338	HT 750DRD	T
6885209	HT 750DRD	AR	6885344	HT 750CRD	S
6885214	HT 750DRD	AL	6885345	HT 7400	P
6885237	HT 750DRD	BD	6885356	HT 7400D	P
6885238	HT 750DRD	D	6885363	HT 740D	M
6885240	HT 750DRD	AX	6885367	HT 7400	AV
6885241	HT 740D	M	6885368	HT 740D	AH
6885242	HT 740D	AV	6885369	HT 750DRD	R
6885243	HT 740FS	BC	6885371	HT 740D	AV
6885248	HT 750CRD	S	6885372	HT 754CRD	BA
6885249	HT 750DRD	AR	6885373	HT 740D	CH
6885260	HT 750DRD	AL	6885376	HT 750DRD	CJ
6885261	HT 740D	CF	6885377	HT 750DRD	AR
6885262	HT 740D	C	6885379	HT 750DRD	D
6885263	HT 750DRD	AR	6885380	HT 750DRD	D
6885264	HT 750DRD	AR	6885381	HT 750DRD	AZ
6885265	HT 750CRD	S	6885382	HT 750DRD	D
6885266	HT 750CRD	F	6885383	HT 750DRD	E
6885270	HT 750DRD	AR	6885384	HT 7400	X
6885273	HT 754CRD	CG	6885385	HT 740D	BC
6885274	HT 750DRD	D	6885386	HT 740D	CK
6885275	HT 740D	AS	6885398	HT 750DRD	AZ
6885276	HT 750CRD	F	6885399	HT 740D	AV
6885277	HT 740D	AT	6885409	HT 750DRD	D
6885278	HT 740D	AV	6885416	HT 750CRD	V
6885279	HT 750CRD	AW	6885417	HT 740D	CL
6885285	HT 740D	P	6885424	HT 750DRD	O
6885286	HT 740D	P	6885425	HT 750DRD	D
6885287	HT 740D	-AV	6885426	HT 754CRD	BA
6885288	HT 740D	AV	6885459	HT 750CRD	AP
6885289	HT 7400	AV	6885464	HT 750CRD	V
6885295	HT 750DRD	E	6885491	HT 740D	P
6885296	HT 750CRD	F	6885493	HT 750DRD	D
6885297	HT 750CRD	F	6885511	HT 750CRD	AW
6885298	HT 740D	G	6885512	HT 740D	AV
6885299	HT 740D	X	6885513	HT 740D	X
6885300	HT 740D	AV	6885514	HT 740D	AS
6885301	HT 740D	AT	68855i6	HT 750CRD	CM
6885312	HT 750DRD	AL	6885517	HT 750CRD	CN
6885313	HT 750DRD	AR	6885524	HT 7400	CP
6885322	HT 740D	CF	6885532	HT 740D	CP
6885323	HT 750CRD	S	6885537	HT 740D	AV
6885324	HT 750DRD	BD	6885542	HT 750CRD	CG
6885326	HT 740D	AT	6885543	HT 740D	M
6885329	HT 7400D	AH	6885544	HT 740D	AJ
6885333	HT 740FS	C	6885545	HT 7400	CQ
6885334	HT 750DRD	AR	6885551	HT 7400D	AY
6885335	HT 750DRD	AX	6885552	HT 7400	AY
6885336	HT 750DRD	R	6885553	HT 740D	AV
6885337	HT 750DRD	D	6885554	HT 740D	AY

CONTINUED ON NEXT PAGE

- A/N* - ASSEMBLY NUMBER - FOUND ON YOUR TRANSMISSION NAMEPLATE

CONTROL VALVE SECTION

TO FIND DETAIL PARTS FOR YOUR ALLISON AUTOMATIC TRANSMISSION, TURN TO THE GROUP LISTED OPPOSITE THE ASSEMBLY PART NUMBER OF YOUR TRANSMISSION.

A/N*	MODEL	GROUP	A/N*	MODEL	GROUP
6885555	HT 740D	AV	6885613	HT 750DRD	R
6885556	HT 740D	AV	6885614	HT 750DRD	D
6885557	HT 740D	AV	6885615	HT 750DRD	BD
6885558	HT 7400	AV	6885616	HT 740D	CR
6885559	HT 740FS	C	6885617	HT 740D	CR
6885560	HT 750DRD	AZ	6885648	HT 750DRD	AZ
6885561	HT 750DRD	D	6885649	HT 740D	AV
6885562	HT 750DRD	D	6885650	HT 750CRD	BA
6885563	HT 750CRD	CG	6885652	HT 750DRD	AR
6885564	HT 750CRD	BA	6885681	HT 740D	AS
6885565	HT 740D	P	6885682	HT 750CRD	F
6885566	HT 740D	M	23010727	HT 740D	M
6885573	HT 750CRD	F	23010728	HT 750DRD	AR
6885576	HT 740D	P	23010777	HT 750CRD	V
6885577	HT 740D	A	23010781	HT 750DRD	AR
6885578	HT 7400	A	23010783	HT 750CRD	F
6885579	HT 740D	P	23010786	HT 750CRD	F
6885580	HT 740D	P	23010788	HT 740D	AS
6885581	HT 740FS	BC	23010789	HT 750DRD	AR
6885582	HT 740D	M	23010790	HT 750CRD	F
6885583	HT 740D	BE	23010791	HT 740D	CS
6885584	HT 7400	C	23010798	HT 750CRD	CT
6885585	HT 740D	M	23010801	HT 740D	AN
6885586	HT 740D	C	23010802	HT 750DRD	CE
6885587	HT 740D	P	23010803	HT 750DRD DB	AR
6885588	HT 740D	AH	23010813	HT 740D	AJ
6885589	HT 740D	P	23010832	HT 750DRD DB	AR
6885590	HT 754CRD	CG	23010833	HT 750DRD DB	D
6885591	HT 754CRD	CG	23010835	HT 740D	CU
6885592	HT 754CRD	CN	23010837	HT 754CRD	CG
6885593	HT 754CRD	BA	23010842	HT 750DRD DB	D
6885594	HT 754CRD	BA	23010844	HT 740D	P
6885595	HT 754CRD	CM	23010845	HT 740D	AH
6885596	HT 754CRD	CM	23010846	HT 750DRD	AR
6885597	HT 750DRD	E	23010863	HT 740D	P
6885598	HT 750DRD	D	23010864	HT 754CRD	BA
6885599	HT 750DRD	D	23010865	HT 750DRD DB	D
6885600	HT 750DRD	J	23010867	HT 750DRD	AR
6885601	HT 750DRD	D	23010870	HT 750DRD	CJ
6885602	HT 750DRD	AR	23010873	HT 740D	AH
6885603	HT 750DRD	AR	23010874	HT 740FS	AS
6885604	HT 750DRD	K	23010875	HT 740D	AV
6885605	HT 750DRD	R	23010876	HT 740D	AT
6885606	HT 750DRD	D	23010877	HT 754CRD	BA
6885607	HT 750DRD	D	23010878	HT 754CRD	BA
6885608	HT 750DRD	AR	23010879	HT 750DRD	R
6885609	HT 750DRD	AR	23010880	HT 750DRD	AR
6885610	HT 750DRD	D	23010881	HT 740D	C
6885611	HT 750DRD	AR	23010882	HT 740D	M
6885612	HT 750DRD	AX	23010883	HT 754CRD	CT

CONTINUED ON NEXT PAGE

- A/N* - ASSEMBLY NUMBER - FOUND ON YOUR TRANSMISSION NAMEPLATE

CONTROL VALVE SECTION

TO FIND DETAIL PARTS FOR YOUR ALLISON AUTOMATIC TRANSMISSION, TURN TO THE GROUP LISTED OPPOSITE THE ASSEMBLY PART NUMBER OF YOUR TRANSMISSION.

A/N*	MODEL	GROUP	A/N*	MODEL	GROUP
23010884	HT 754CRD	CG	23011407	HT 740D	AS
23010885	HT 750DRD	AR	23011412	HT 750DRD	D
23010886	HT 750DRD	CJ	23011413	HT 740D	P
23010887	HT 754CRD	BA	23011427	HT 750DRD	D
23010888	HT 750DRD	D	23011428	HT 750DRD	J
23010889	HT 754CRD	CG	23011430	HT 754CRD	CX
23010891	HT 740D	X	23011432	HT 754CRD	CY
23010892	HT 740D	AS	23011434	HT 750DRD	D
23010898	HT 750DRD	J	23011435	HT 750DRD	AR
23010899	HT 750DRD	K	23011438	HT 750DRD	AR
23010901	HT 740D	P	23011447	HT 750DRD	AX
23010902	HT 740D	AJ	23011459	HT 754CRD	CG
23010905	HT 750DRD	CJ	23011469	HT 740D	AV
23010906	HT 750DRD	AR	23011495	HT 740D	CZ
23010918	HT 740D	AZ	23011506	HT 754CRD	DA
23010919	HT 740D	M	23011508	HT 754CRD	CM
23010920	HT 740D	CU	23011509	HT 750DRD	E
23010921	HT 750CRD	BA	23011510	HT 750DRD	CV
23010922	HT 754CRD	CM	23011519	HT 740D	CF
23010923	HT 750DRD	AL	23011532	HT 754CRD	CN
23010935	HT 750DRD	AR	23011544	HT 740D	M
23010936	HT 740D	AV	23011556	HT 740D	M
23010937	HT 754CRD	BA	23011557	HT 740D	AV
23010938	HT 754CRD	CN	23011566	HT 750DRD	J
23010939	HT 754CRD	CM	23011567	HT 750DRD DOB	EP
2301040	HT 754CRD	CG	23011569	HT 754CRO	CG
23010	HT 750DRD	D	23011573	HT 754CRD	BA
23010	HT 740D	AV	23011587	HT 754CRD	BA
23010965	HT 750DRD	BD	23011588	HT 750DRD	D
23010966	HT 750DRD	AZ	23011589	HT 7500DRD	D
23010967	HT 750DRD	J	23011591	HT 740D	AT
23010968	HT 750DRD	J	23011592	HT 754CRD	CN
23010969	HT 740D	AJ	23011850	HT 750DRD	CV
23010975	HT 740D	AS	23011852	HT 740D	AJ
23010976	HT 750DRD	D	23012022	HT 750DRD DB	D
23010977	HT 750DRD	AR	23012050	HT 750DRD DB	R
23010989	HT 740D	AJ	23012053	HT 740D	A
23011306	HT 750DRD	D	23012069	HT 754CRD	CG
23011309	HT 750DRD	D	23012087	HT 754CRD	BA
23011334	HT 754CRD	BA	23012088	HT 740D	D8
23011335	HT 750DRD	R	23012095	HT 750DRD	AR
23011338	HT 740D	M	23012096	HT 750DRO DB	AR
23011341	HT 750DRD	CW	23012097	HT 750DRD DB	AR
23011343	HT 740D	CR	23012098	HT 750DRD DB	D
23011349	HT 740D	AT	23012099	HT 750DRD DB	D
23011389	HT 754CRD	BA	23012110	HT 750DRD	E
23011391	HT 740D	P	23012114	HT 740D	M
23011394	HT 750DRD	CW	23012135	HT 740D	AB
23011396	HT 750DRI	AR	23012139	HT 750DRD	CV
23011405	HT 750DRD	D	23012140	HT 740D	M

CONTINUED ON NEXT PAGE

A/N - ASSEMBLY NUMBER - FOUND ON YOUR TRANSMISSION NAMEPLATE

CONTROL VALVE SECTION

TO FIND DETAIL PARTS FOR YOUR ALLISON AUTOMATIC TRANSMISSION, TURN TO THE GROUP LISTED OPPOSITE THE ASSEMBLY PART NUMBER OF YOUR TRANSMISSION.

A/N*	MODEL	GROUP	A/N*	MODEL	GROUP
23012141	HT 754CRD	CM	23012756	HT 740D	BC
23012171	HT 754CRD	BA	23012757	HT 754CRD	CX
23012172	HT 754CRD	CX	23012767	HT 7400D	M
23012193	HT 754CRD	CM	23012768	HT 754CRD	CX
23012200	HT 754CRD	CG	23012770	HT 740D	C
23012214	HT 740D	AV	23014331	HT 740D	CZ
23012215	HT 7400D	AV	23014332	HT 747D	DV
23012220	HT 754CRD	CX	23014333	HT 750DRD	CW
23012246	HT 750DRD	D	23014334	HT 754CRO	CN
23012256	HT 750DRD DB	D	23014344	HT 750CRD	D
23012259	HT 750DRD	D	23014345	HT 754CRD	CG
23012315	HT 754CRD	CG	23014424	HT 750DRD DB	DH
23012316	HT 754CRO	CG	23014435	HT 740D	AJ
23012321	HT 7400	AV	23014436	HT 754CRD	CG
23012322	HT 7400	AV	23014445	HT 750DRD	D
23012326	HT 7470	CH	23014463	HT 750DRD	J
23012327	HT 7400	AG	23014475	HT 754CRD	CX
23012363	HT 750DRD	K	23014476	HT 754CRD	BA
23012364	HT 750DRD	D	23014477	HT 7400	AB
23012381	HT 754CRD	CM	23014478	HT 7400	AB
23012419	HT 7400D	X	23014492	HT 754CRD	CM
23012420	HT 7400	AV	23014498	HT 7400D	C
23012421	HT 750DRD	D	23014499	HT 750DRD	AR
23012422	HT 7400D	DC	23014500	HT 754CRD	CM
23012427	HT 750DRD	CW	23014502	HT 750DRD	CV
23012436	HT 740D	AV	23014505	HT 750DRD	R
23012449	HT 7400D	DE	23014508	HT 750DRD	D
23012450	HT 750DRD	DD	23014526	HT 750DRD	CW
23012471	HT 7470	CZ	23014529	HT 7400D	M
23012474	HT 7400D	P	23014530	HT 750DRD	R
23012475	HT 747D	CZ	23014539	HT 7400D	P
23012476	HT 7400	A	23014541	HT 750DRD	CW
23012503	HT 754CRD	CM	23014545	HT 754CRD	DJ
23012504	HT 750DRD	D	23014553	HT 740D	DK
23012505	HT 7400	AS	23014555	HT 7400D	AV
23012589	HT 750DRD	D	23014587	HT 754CRD	OL
23012590	HT 750DRD	CV	23014588	HT 754CRD	DL
23012591	HT 7400D	AJ	23014643	HT 754CRD	DM
23012594	HT 7400	C	23014645	HT 7400	P
23012595	HT 750DRD DB	D	23014654	HT 750DRD	CV
23012649	HT 7400D	AJ	23014658	HT 740D	CZ
23012684	HT 750DRD	CX	23014661	HT 750DRD	D
23012690	HT 754CRD	CN	23014670	HT 750DRD	CW
23012691	HT 7400D	CF	23014684	HT 754CRD	ON
23012698	HT 750DRD	DF	23014691	HT 754CRD	BA
23012699	HT 750DRD	DG	23014700	HT 754CRD	BA
23012700	HT 750DRD	DF	23014913	HT 750DRD	AR
23012703	HT 7400	CZ	23014929	HT 750DRD	DP
23012704	HT 7400D	M	23014937	HT 7470	CU
23012745	HT 750DRD	D	23014941	HT 7470	CU

CONTINUED ON NEXT PAGE

- A/N* - ASSEMBLY NUMBER - FOUND ON YOUR 1 TRANSMISSION NAMEPLATE

ALLISON AUTOMATIC TRANSMISSION HT 700 SERIES PARTS CATALOG

CONTROL VALVE SECTION

TO FIND DETAIL PARTS FOR YOUR ALLISON AUTOMATIC TRANSMISSION, TURN TO
THE GROUP LISTED OPPOSITE THE ASSEMBLY PART NUMBER OF YOUR TRANSMISSION.

A/N*	MODEL	GROUP	A/N*	MODEL	GROUP
23014964	HT 747D	DV	23019204	HT 7400D	P
23014983	HT 754CRD	DQ	23019252	HT 7400D	AV
23014990	HT 754CRD	CN	23019255	HT 7400	EJ
23015009	HT 754CRD	DR	23019256	HT 740D	EE
23015010	HT 750DRD	CW	23019257	HT 740D	AV
23015028	HT 754CRD	BA	23019258	HT 7400D	EF
23015032	HT 750DRD	D	23019259	HT 7400	EE
23015058	HT 747D	CH	23019260	HT 740D	AV
23015066	HT 754CRD	CM	23019261	HT 7400D	EE
23015074	HT 7470	CH	23019262	HT 740D	AV
23015104	HT 7470 CU		23019263	HT 740D	AV
23015137	HT 750ORD	CV	23019264	HT 740D	EG
23015142	HT 740D	P	23019265	HT 7400D	AV
23015152	HT 740D	X	23019266	HT 7400D	EE
23015153	HT 750DRD	D	23019267	HT 740D	AV
23015177	HT 7470	CU	23019268	HT 740D	EG
23015199	HT 750DRD DB	D	23019269	HT 7400	EE
23015206	HT 750DRD	D	23019270	HT 7400D	AV
23015214	HT 7400D	M	23019271	HT 740D	EH
23015215	HT 750DRD	DT	23019272	HT 740D	EH
23015216	HT 754CRD	CM	23019273	HT 740D	EE
23015222	HT 754CRD	DR	23019274	HT 740D	EE
23015248	HT 750DRD	E	23019275	HT 740D	EJ
23015251	HT 750DRD	AL	23019276	HT 7400D	AV
23019050	HT 7400D	DW	23019277	HT 740FS	EJ
23019052	HT 747D	DV	23019278	HT 740D	AV
23019057	HT 754CRD	DX	23019279	HT 740D	EF
23019099	HT 750DRD	CW	23019313	HT 740FS	EK-
23019100	HT 750DRD	0	23019314	HT 7400D	EK
23019101	HT 754CRD	CG	23019330	HT 750DRD	R
23019107	HT 750DRD	CV	23019338	HT 750DRD	R
23019149	HT 7500DRD	CW	23019344	HT 747D	CH
23019168	HT 750DRD	D	23019350	HT 747D	EL
23019174	HT 7400	DU	23019605	HT 7400	EM
23019175	HT 740D	DY	23019646	HT 754CRD	BA
23019176	HT 7400	DW	23019647	HT 7400	EM
23019177	HT 740D	DZ	23019658	HT 7400	P
23019178	HT 7400D	DY	23019696	HT 754CRD	CX
23019179	HT 7400D	EA	23019697	HT 754CRD	DR
23019180	HT 7400D	EA	23019698	HT 754CR0	DJ
23019181	HT 7470	DU	23019760	HT 7400	AV
23019182	HT 747D	DY	23019761	HT 7400D	AV
23019183	HT 7470	DY	23019762	HT 7400	EF
23019184	HT 7470	CH	23019803	HT 7400D	EE
23019185	HT 747D	CH	23019811	HT 750DRD	D
23019186	HT 7400	DZ	23019812	HT 750DRD	CW
23019187	HT 7470	DY	23019823	HT 7400D	AV
23019199	HT 7400D	P	23019824	HT 7400	EF
23019202	HT 754CRD	DR	23019825	HT 7470	CH
23019203	HT 750DRD	D	23019842	HT 7470	EN

CONTINUED ON NEXT PAGE

* A/N* - ASSEMBLY NUMBER - FOUND ON YOUR TRANSMISSION NAMEPLATE

ALLISON AUTOMATIC TRANSMISSION HT 700 SERIES PARTS CATALOG

CONTROL VALVE SECTION

TO FIND DETAIL PARTS FOR YOUR ALLISON AUTOMATIC TRANSMISSION, TURN TO
THE GROUP LISTED OPPOSITE THE ASSEMBLY PART NUMBER OF YOUR TRANSMISSION.

A/N*	MODEL	GROUP	A/N*	MODEL	GROUP
23019843	HT 747D	EN	23040673	HT 7400	AV
23019849	HT 754CRD	BA	23040682	HT 754CRD	BA
23019928	HT 754CRD	CN	23040701	HT 754CRD	ET
23019947	HT 754CRD	BA	23040718	HT 750DRD	EY
23019948	HT 754CRD	CG	23040721	HT 747D	EN
23019949	HT 740D	AB	23040722	HT 747D	EN
23019989	HT 747D	EQ	23040727	HT 754CRD	EZ
23019990	HT 7470	EQ	23040755	HT 754CRD	DM
23040190	HT 750DRD	R	23040756	HT 754CRD	CM
23040209	HT 747D	CU	23040767	HT 754CRD	CX
23040217	HT 750DRD DB	D	23040791	HT 740D	FA
23040241	HT 7400	AH	23040792	HT 747D	EQ
23040285	HT 7400D	EM	23040797	HT 747D	FB
23040292	HT 754CRD	BA	23040798	HT 7470	FB
23040420	HT 7400	P	23040804	HT 7400	EV
23040430	HT 7470	ER	23040805	HT 7400D	AV
23040433	HT 7400	ES	23040821	HT 750DRD	D
23040436	HT 754CRD	ET	23040822	HT 740D	EE
23040440	HT 754CRD	ET	23040823	HT 7400D	EM
23040452	HT 7400	EX	23040836	HT 750DRD	D
23040480	HT 754CRD	BA	23040840	HT 7400D	EV
23040550	HT 750DRD	CV	23040899	HT 7400	P
23040634	HT 750DRD	EU	23040900	HT 7400	P
23040635	HT 7400	EV	23040901	HT 7400	P
23040636	HT 7400	EV	23040902	HT 7400	P
23040638	HT 740D	EW	23040928	HT 754CRD	CG
23040652	HT 7400	AV	23040931	HT 740D	P
23040659	HT 750DRD	D	23040978	HT 750DRD	D
23040665	HT 750DRD	D	23041021	HT 7400	EG
23040672	HT 750DRD	AR	23041024	HT 750DRD	D

* A/N - ASSEMBLY NUMBER - FOUND ON YOUR TRANSMISSION NAMEPLATE

ALLISON AUTOMATIC TRANSMISSION HT 700 SERIES PARTS CATALOG

NOTES

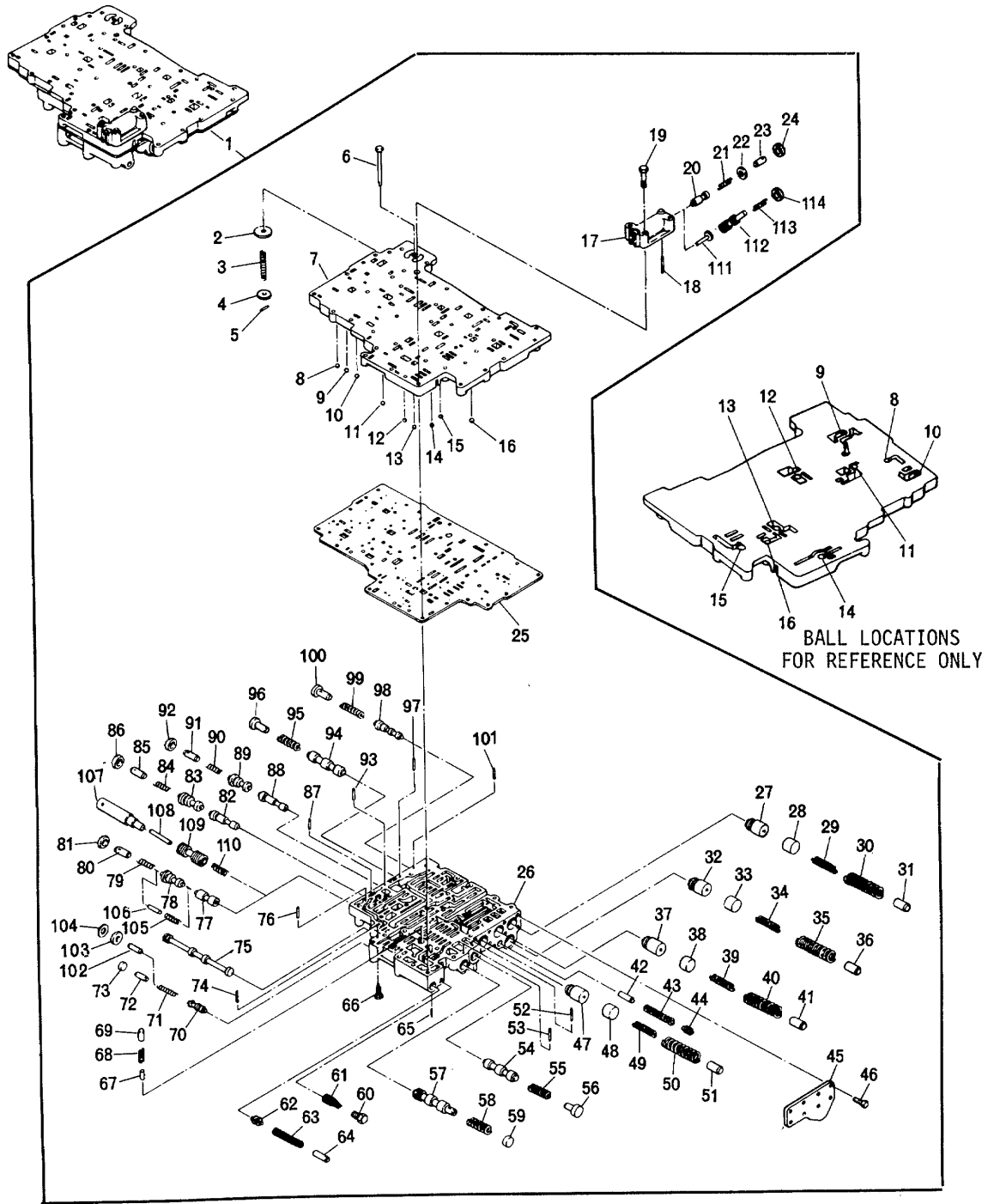


FIG. 17 CONTROL VALVE

GROUP A
CONTROL VALVE, FIGURE 17
2300-2500 ENGINE RPM GOVERNED SPEED-CNVT. NO 1ST L.U.

REF NO	NOMENCLATURE	PART NO	REQ	RECOMMENDED SPARES FOR UNITS		
				1-25	26-50	51-200
1	VALVE ASSY, CONTROL, NOT SERVICED AS AN ASSEMBLY. ORDER DETAIL PARTS. SEE SPI 22 TR 73.	23010732 **	1			
2	VALVE, LUBRICATION	6834713	1	2	4	10
3	SPRING, CHECK VALVE	23018455	1	2	4	10
4	WASHER, SPRING CUP	6836955	1	2	4	10
5	PIN, DOWEL	141114	1	2	4	10
6	PIN, CHECK VALVE	6836953	1	2	4	10
7	PLATE, OIL TRANSFER, WHEN REPLACING 6838270 OIL TRANSFER PLATE WITH 6838081 OIL TRANSFER PLATE, ALSO ORDER 6880197 SEPARATOR PLATE. 6838081 OIL TRANSFER PLATE USED PRIOR TO S/N 2587 ONLY EXCEPT FOR S/N 2291-2299, 2410-2422 AND 2458-2476. 6838270 OR 6838081 OIL TRANSFER PLATES MAY BE REPLACED WITH 23010732 VALVE ASSY DETAIL PARTS. SEE SPI 22 TR 73	6838081	1	1	2	4
7	PLATE, OIL TRANSFER, USED ON S/N 2587 THRU 10,300 AND INCLUDES S/N 2291-2299,, 2410-2422 AND 2458-2476. SEE SPI 22 TR 73. 6839726 PLATE MAYBE REPLACED WITH 23010732 VALVE ASSY DETAIL PARTS.	6839726	1	1	2	4
7	KIT, OIL TRANSFER PLATE.. USED STARTING WITH S/N 10,300. KIT CONSISTS OF 1-23010001 PLATE AND 1-23018646 INSTRUCTION SHEET #202.	23018645	1	1	2	4
8	NOT USED IN THIS GROUP					
9	BALL, 1/4, USED STARTING WITH S/N 56538 IN 23010732 VALVE ASSY ONLY	23018313	1	1	2	10
10	NOT, USED IN THIS GROUP					
11	BALL, 5/16, USED IN VALVE BODY 6838990 AND 6839146 ONLY AND IN 23010732 VALVE ASSY STARTING WITH S/N 56538	23018495	1	2	4	10
12	BALL, 1/4	23045388	1	2	4	10
13	BALL, 1/4	23045388	1	2	4	10
14	BALL, 1/4, USED ON VALVE BODY 6836281 AND 6888990 ONLY	23045388	1	2	4	10
15	NOT USED IN THIS GROUP					
16	BALL, 1/4, USED STARTING WITH S/N 56538 IN 23010732 VALVE ASSY ONLY. ALSO USED WITH 23016508, 23016509, 23016511 OR 23016512 PLATE.	23045388	1	1	2	10
17	BODY, MODULATOR PRESSURE VALVE, USED STARTING WITH S/N 2510066690, WHEN REPLACING 6833878 BODY WITH 23015348 BODY ALSO ORDER 23014098 RING, 23013764 VALVE AND 6839085 VALVE.	23015348	1	1	2	5
18	PIN, RETAINER	9428493	1	2	4	10
19	BOLT, HX HD, 1/4 - 20 X 2 1/2	445968	3	6	12	36
20	VALVE, MODULATOR, USED PRIOR TO S/N 2510066690 AND IN 6833878 MODULATOR BODY ONLY.	6835003	1	2	4	10
21	SPRING, MODULATOR VALVE, USED PRIOR 10 S/N 2510066690 ONLY.	6880980	1	2	4	10
22	WASHER, RETAINER, USED PRIOR TO S/N 2510066690 AND IN 6833878 MODULATOR BODY ONLY.	6833949	1	2	4	10
23	STOP, VALVE, USED PRIOR TO S/N 2510066690 AND IN 6833878 MODULATOR BODY ONLY.	6880158	1	2	4	10
24	RING, SPRING ADJUSTING, USED PRIOR TO S/N 2510066690, AND IN 6833878 MODULATOR BODY.	6833891	1	2	4	10

CONTINUED ON NEXT PAGE

** SERVICED ONLY AS DETAIL PARTS

COPYRIGHT 1985 GENERAL MOTORS CORP.

08-01-85

GROUP A CONT

CONTROL VALVE, FIGURE 17
2300-2500 ENGINE RPM GOVERNED SPEED-CNVT. NO 1ST L.U.

REF NO	NOMENCLATURE	PART NO	REQ	RECOMMENDED SPARES FOR UNITS		
				1-25	26-50	51-200
25	PLATE, SEPARATOR, WHEN REPLACING 6838091 SEPARATOR PLATE WITH 6880197 SEPARATOR, PLATE, ALSO ORDER 6838081 OIL TRANSFER PLATE 6880197 SEPARATOR PLATE USED PRIOR TO S/N 2587 ONLY, EXCEPT S/N 2291-2299, 2410-2422 2458-2476. 6838091, 6838353 OR 6880197 PLATE MAYBE REPLACED WITH 23010732 VALVE ASSY DETAIL PARTS.	6880197	1	1	2	5
25	PLATE, SEPARATOR, USED ON S/N 2587 THRU 10,300 AND INCLUDING S/N 2291-2299, 2410-2422 AND 2458-2476. 6831145 PLATE MAYBE REPLACED WITH 23010732 VALVE ASSY DETAIL PARTS.	6881145	1	1	2	5
25	PLATE, SEPARATOR, USED STARTING WITH S/N 10,300 23016512 SEPARATOR PLATE MUST BE USED WITH 23018645 TRANSFER PLATE KIT AND HAVE A 23045388 BALL AT THE #16 LOCATION	23016512	1	1	2	5
26	BODY, CONTROL VALVE, REPLACE 6836281 OR 6839734 BODY WITH 23010732 VALVE ASSY DETAIL PARTS.	6839734	1	1	2	3
26	BODY, CONTROL VALVE, USED STARTING WITH S/N 10,300. PRIOR TO S/N 2510086868 WHEN REPLACING 6885199 BODY WITH 23017825 BODY ALSO REPLACE 1-6833889 TRIM REGULATOR VALVE WITH 1-23017751 TRIM REGULATOR VALVE AND 1-61 4880188 STOP WITH 1-23017752 STOP.	23017825	1	1	2	5
27	VALVE, THIRD CLUTCH TRIMMER	23016686	1	2	4	10
28	PLUG, TRIMMER	6835921	1	2	4	10
29	SPRING, TRIMMER VALVE, SEC, USED IN 23010732 VALVE ASSY ONLY	6880118	1	2	4	10
30	SPRING, TRIMMER VALVE.....	23012937	1	2	4	10
31	STOP, THIRD CLUTCH TRIMMER VALVE, USED WITH PRIMARY SPRING ONLY.	6835734	1	2	4	10
31	STOP, THIRD CLUTCH TRIMMER VALVE, USED WITH..... PRIMARY AND SECONDARY SPRINGS.	6839122	1	2	4	10
32	VALVE, FIRST AND REVERSE CLUTCH TRIMMER	23016686	1	2	4	10
33	PLUG, TRIMMER.....	6835921	1	2	4	10
34	SPRING, TRIMMER VALVE SEC.	6885166	1	2	4	10
35	SPRING, TRIMMER VALVE PRIM., WHEN REPLACING 6837693 SPRING WITH 6833938 SPRING ALSO ORDER 6880274 SPRING AND 6839122 STOP	6833938	1	2	4	10
36	STOP, FIRST CLUTCH TRIMMER VALVE, WHEN REPLACING 6835734 STOP WITH 6839122 STOP ALSO ORDER 6880274 SPRING AND 6833938 SPRING	6839122	1	2	4	10
37	VALVE, SECOND CLUTCH TRIMMER	23016686	1	2	4	10
38	PLUG, TRIMMER.....	6835921	1	2	4	10
39	SPRING, TRIMMER VALVE SEC, USED IN 23010732 VALVE ASSY ONLY	6883300	1	2	4	10
40	SPRING, TRIMMER VALVE, PRIM.....	6839271	1	2	4	10
41	STOP, SECOND CLUTCH TRIMMER VALVE, USED WITH PRIMARY SPRING ONLY.	6835734	1	2	4	10
41	STOP, SECOND CLUTCH TRIMMER VALVE, USED WITH PRIMARY AND SECONDARY SPRINGS.	6839122	1	2	4	10
42	STOP, TRIM BOOST ACCUMULATOR, NOT USED IN..... IN 6836281, 6839146 OR 6838319 VALVE BODIES	9436084	1	2	4	10
43	SPRING, TRIM BOOST ACCUMULATOR, NOT USED IN..... 6836281, 6839146 OR 6838319 VALVE BODIES	6838989	1	2	4	10
44	VALVE, ACCUMULATOR, TRIM BOOST, NOT USED IN..... 6836281, 6839146 OR 6838319 VALVE BODIES	6838986	1	2	4	10
45	COVER, TRIM VALVE, 6836305 COVER STILL USED ON 6836281 AND 6838319 VALVE BODIES	6838985	1	2	4	10
46	BOLT, HX HD, 1/4 - 20 X 5/8.....	443603	8	16	32	64

GROUP A CONT

CONTROL VALVE, FIGURE 17
2300-2500 ENGINE RPM GOVERNED SPEED-CNVT. NO 1ST L.U.

REF NO	NOMENCLATURE	PART NO	REQ	RECOMMENDED SPARES FOR UNITS		
				1-25	26-50	51-200
47	VALVE, FOURTH CLUTCH TRIMMER.....	23014097	1	2	4	10
47	VALVE, FOURTH CLUTCH TRIMMER, USED IN..... 23010732 VALVE ASSY ONLY	23016686	1	2	4	10
48	PLUG, TRIMMER.....	6835921	1	2	4	10
49	SPRING, TRIMMER VALVE SEC, USED IN 23010732 VALVE ASSY ONLY	6880118	1	2	4	10
50	SPRING, TRIMMER VALVE, PRIM.....	23012937	1	2	4	10
51	STOP, FOURTH CLUTCH TRIMMER VALVE, USED..... WITH PRIMARY SPRING ONLY.	6835734	1	2	4	10
51	STOP, FOURTH CLUTCH TRIMMER VALVE, USED WITH PRIMARY AND SECONDARY SPRINGS.	6839122	1	2	4	10
52	PIN, RETAINER	6703169	1	2	4	10
53	PIN, RETAINER	6703169	1	2	4	10
54	VALVE, 2-3 RELAY	6833888	1	2	4	10
55	SPRING, RELAY VALVE	6832462	1	2	4	10
56	STOP, 2-3 RELAY VALVE, REPLACE 6834530 STOP..... AND 6834445 SPACER WITH 6839829 STOP	6839829	1	2	4	10
57	VALVE, 1-2 RELAY.....	6835928	1	2	4	10
58	SPRING, RELAY VALVE	6834528	1	2	4	10
59	SPACER, VALVE SPRING	6835930	1	2	4	10
60	PLUG, 1/8.....	23012036	1	2	4	10
61	SCREEN ASSY, GOVERNOR	8624471	1	2	4	10
62	VALVE, ACCUMULATOR, NOT USED IN 6836281, 6838990 OR 6838319 VALVE BODY	6838986	1	2	4	10
63	SPRING, ACCUMULATOR VALVE, NOT USED IN 6836281,..... 6838990 OR 6838319 VALVE BODY	6838988	1	2	4	10
64	STOP, ACCUMULATOR VALVE, NOT USED IN 6836281,..... 6838990 OR 6838319 VALVE BODY	6838987	1	2	4	10
65	PIN, ACCUMULATOR VALVE, NOT USED IN 6836281, 6838990 OR 6838319 VALVE BODY	455289	1	2	4	10
66	NOT USED IN THIS GROUP					
67	STOP, PRIORITY VALVE	6838429	1	2	4	10
68	SPRING, PRIORITY VALVE	6835729	1	2	4	10
69	VALVE, PRIORITY	6835929	1	2	4	10
70	VALVE, HOLD REGULATOR	6831737	1	2	4	10
71	SPRING, HOLD REGULATOR VALVE.....	6837539	1	2	4	10
72	STOP, HOLD REGULATOR VALVE, USED PRIOR TO..... S/N 10,300 ONLY.	6831763	1	2	4	10
73	PLUG, HOLD REGULATOR VALVE, USED PRIOR TO..... S/N 10,300 ONLY	8623295	1	2	4	10
74	PIN, RETAINER, USED PRIOR TO S/N 10,300 ONLY.....	8619769	1	2	4	10
74	PIN, RETAINER, USED STARTING WITH S/N 10,300	9426920	1	2	4	10
75	VALVE, MANUAL SELECTOR, USED PRIOR TO..... S/N 10,300 ONLY	6836406	1	2	4	10
75	VALVE, MANUAL SELECTOR. USED STARTING WITH S/N 10,,300	6881013	1	2	4	10
76	PIN, RETAINER.....	9428493	1	2	4	10
77	VALVE, 1-2 SHIFT	6836853	1	2	4	10
78	VALVE,, 1-2 MODULATOR	6836368	1	2	4	10
79	SPRING. 1-2 SHIFT VALVE	23013267	1	2	4	10
80	STOP, 1-2 SHIFT VALVE	6833896	1	2	4	10
81	RING, SPRING ADJUSTING.....	6833891	1	2	4	10
82	VALVE, 2-3 SHIFT	6836854	1	2	4	10
83	VALVE, 2-3 MODULATOR	836370	1	2	4	10
84	SPRING, 2-3 SHIFT VALVE.....	6884953	1	2	4	10
85	STOP, 2-3 SHIFT VALVE.....	6833896	1	2	4	10
86	RING, SPRING ADJUSTING	6833891	1	2	4	10
87	PIN, RETAINER	9428493	1	2	4	10
88	VALVE, 3-4 SHIFT.....	6880988	1	2	4	10
89	VALVE, 3-4 MODULATOR	6836372	1	2	4	10
90	SPRING, 3-4 SHIFT VALVE.....	23012950	1	2	4	10
91	STOP, 3-4 SHIFT VALVE.....	6833896	1	2	4	10
92	RING, SPRING ADJUSTING.....	6833891	1	2	4	10

CONTINUED ON NEXT PAGE

GROUP A CONT

CONTROL VALVE, FIGURE 17
2300-2500 ENGINE RPM GOVERNED SPEED-CNVT. NO 1ST L.U.

REF NO	NOMENCLATURE	PART NO	REQ	RECOMMENDED SPARES FOR UNITS		
				1-25	26-50	51-200
93	PIN, RETAINER	9428493	1	2	4	10
94	VALVE, 3-4 RELAY	6833888	1	2	4	10
95	SPRING, RELAY VALVE	6832462	1	2	4	10
96	STOP, 3-4 RELAY VALVE, REPLACE 6834530 STOP..... AND 6834445 SPACER WITH 6838929 STOP	6839829	1	2	4	10
97	PIN, RETAINER	6703169	1	2	4	10
98	VALVE, TRIMMER REGULATOR, USED PRIOR TO..... S/N 2510086868	6833889	1	2	4	10
98	VALVE, TRIMMER REGULATOR, USED STARTING..... WITH S/N 2510086868	23017751	1	2	4	10
99	SPRING, TRIMMER REGULATOR VALVE, PRIOR TO..... S/N 2510086868 WHEN REPLACING 6770763 SPRING WITH 23018423 SPRING ALSO ORDER 6880188 STOP	23018423	1	2	4	10
100	STOP, TRIMMER REGULATOR VALVE, PRIOR TO..... S/N 2510086868 WHEN REPLACING 6833897 STOP WITH 6880188 STOP ALSO ORDER 23018423 SPRING	6880188	1	2	4	10
100	STOP, TRIMMER REGULATOR VALVE, USED..... STARTING WITH S/N 2510086868.	23017752	1	2	4	10
101	PIN, RETAINER	9428493	1	2	4	10
102	PIN, HOLD REGULATOR, NOT USED PRIOR TO	6884905	1	2	4	10
	S/N 10,300.					
103	RING, SPRING ADJUSTING, NOT USED PRIOR TO..... S/N 10,300.	6833891	1	2	4	10
104	WASHER, NOT USED PRIOR TO S/N 10,300.	6833949	1	2	4	10
105-110	NOT USED IN THIS GROUP					
111	VALVE, MODULATOR ACTUATOR, USED STARTING	6839085	1	2	4	10
	WITH S/N 2510066690.					
112	VALVE, MODULATOR, USED STARTING WITH S/N	23013764	1	2	4	10
	2510066690.					
113	SPRING, MODULATOR VALVE, USED STARTING	6880980	1	2	4	10
	WITH S/N 2510066690.					
114	RING, SPRING ADJUSTING, USED STARTING.....	23014098	1	2	4	10
	WITH S/N 2510066690.					

GROUP B

CONTROL VALVE, FIGURE 17
2400 ENGINE RPM GOVERNED SPEED-HI TORQ RISE
SAME AS GROUP A, EXCEPT FOR PARTS LISTED BELOW

I	KIT, CONTROL VALVE AND GOVERNOR. 6832371 KIT	6882371	1	2	4	10
	CONSISTS OF 23019499 CONTROL VALVE AND 6881462 GOVERNOR. I.D. NO. 462. SEE SPI 22TR73. 6839973 KIT STILL USED PRIOR TO S/N 10,300.					
7	PLATE, OIL TRANSFER, WHEN REPLACING 6838379.....	6838081	1			
	OIL TRANSFER PLATE WITH 6838081 OIL TRANSFER PLATE, ALSO ORDER 6880196 SEPARATOR PLATE. 6838081 OIL TRANSFER PLATE USED PRIOR TO S/N 2587 ONLY, EXCEPT FOR S/N 2291-2299, 2410-2422 AND 2458-2476. 6838379 OR 6838081 OIL TRANSFER PLATE MAYBE REPLACED WITH 6882371 CONTROL VALVE AND GOVERNOR KIT. SEE SPI 22 TR 73					
7	PLATE, OIL TRANSFER, USED ON S/N 2587 THRU	6839726	1	1	2	4
	S/N 10,300 AND INCLUDES S/N 2291-2299, 2410-2422 AND 2458-2476, SEE SIL 22TR73 6889726 PLATE MAYBE REPLACED WITH 6882371 CONTROL VALVE AND GOVERNOR KIT.					

CONTINUED ON NEXT PAGE

GROUP B
CONTROL VALVE, FIGURE 17
2400 ENGINE RPM GOVERNED SPEED-HI TORQ RISE
SAME AS GROUP A, EXCEPT FOR PARTS LISTED BELOW

REF NO	NOMENCLATURE	PART NO	REQ	RECOMMENDED SPARES FOR UNITS		
				1-25	26-50	51-200
7	KIT, OIL TRANSFER PLATE, USED STARTING WITH..... S/N 10,300. KIT CONSISTS OF 1-23010001 PLATE AND 1-23018646 INSTRUCTION SHEET #202.	23018645	1	1	2	4
9	BALL, 1/4, USED IN 6881210, 6881781 AND..... 23019499 VALVE ASSY'S STARTING W/S/N 56538	23045388	1	2	4	10
10	BALL, 1/4, USED IN 6838304 AND 6838306 VALVE BODY ASSY'S ONLY.	23045388	1	2	4	10
11	BALL, 5/16	23018495	1	2	4	10
14	BALL, 1/4 USED IN 6838314 AND 6838313 VALVE..... BODY ASSY ONLY.	23045388	1	2	4	10
16	BALL, 1/4, USED STARTING WITH S/N 56538..... IN VALVE ASSY'S 6881781 AND 23019499 ONLY.	23045388	1	2	4	10
25	PLATE, SEPARATOR, USED IN 6881210 VALVE ASSY ONLY. 6881211 PLATE MAY BE REPLACED WITH 6832371 CONTROL VALVE AND GOVERNOR KIT	6881211	1	1	2	5
25	PLATE, SEPARATOR, WHEN REPLACING 6836285 SEPARATOR PLATE WITH 6880196 SEPARATOR PLATE ALSO ORDER 6838081 OIL TRANSFER PLATE 6880196 OIL SEPARATOR PLATE USED PRIOR TO S/N2587 ONLY EXCEPT S/N 2291-2299, 2410-2422 AND 2458-2478. 6836285, 6838352 OR 6880196 MAYBE REPLACED WITH 6882371, CONTROL VALVE AND GOVERNOR KIT. 6880196 PLATE NOT USED IN 6881210 VALVE BODY ASSY.	6880196	1	1	2	5
25	PLATE, SEPARATOR, USED ON S/N 2587 THRU 10,300 AND INCLUDES S/N 2291-2299, 2410-2422 AND 2458-2476. SEE SIL 22TR73 6839726 PLATE MAYBE REPLACED WITH 6882371 CONTROL VALVE AND GOVERNOR KIT 6839732 PLATE NOT USED IN 6881210 VALVE BODY ASSY.	6839732	1	1	2	4
25	PLATE, SEPARATOR, USED STARTING WITH S/N 10,300 6881755 PLATE NOT USED IN 6881210 VALVE ASSY	6881755	1	1	2	5
26	BODY, CONTROL VALVE, USED PRIOR TO S/N 10,300 ONLY. 6839734 BODY KIT MAYBE REPLACED WITH 6882371 CONTROL VALVE AND GOVERNOR KIT.	6839734	1			
26	BODY, CONTROL VALVE, USED STARTING WITH..... S/N 10,300. REPLACE 6836281 VALVE BODY WITH 6832371 CONTROL VALVE AND GOVERNOR KIT. PRIOR TO S/N 2510086868 WHEN REPLACING 6885199 BODY WITH 23017825 BODY ALSO REPLACE 6833889 TRIMMER REGULATOR VALVE WITH 23017751 TRIMMER REGULATOR VALVE AND 6880188 STOP WITH 23017752 STOP.	23017825	1			
79	SPRING, 1-2 SHIFT VALVE.....	23012954	1	2	4	10
84	SPRING, 2-3 SHIFT VALVE.....	6884953	1	2	4	10
90	SPRING, 3-4 SHIFT VALVE.. USED IN 6881210 VALVE..... BODY ASSY ONLY.	23012954	1	2	4	10
90	SPRING, 3-4 SHIFT VALVE.....	23012950	1	2	4	10

GROUP C CONT

CONTROL VALVE, FIGURE 17
1900-2050 ENGINE RPM GOVERNED SPEED-CHC

SAME AS GROUP A, EXCEPT FOR PARTS LISTED BELOW

REF NO	NOMENCLATURE	PART NO	REQ	RECOMMENDED SPARES FOR UNITS		
				1-25	26-50	51-200
1	KIT, CONTROL VALVE AND GOVERNOR, CONSISTS OF..... 23019474 VALVE ASSY AND 6881461 GOVERNOR. I.D. NO. 161. SEE 22TR73. WHEN REPLACING 23010757 OR 23010768 KIT WITH 23019144 KIT ALSO ORDER 1 881719 VALVE ASSY AND 8-454818 BOLTS.. SEE SPI 21TR83.	23019144	1	2	4	10
2	VALVE, LUBRICATION	23017184	1	2	4	10
7	PLATE, OIL TRANSFER. USED PRIOR TO S/N 10,300.....	6839726	1			
7	KIT, OIL TRANSFER PLATE, KIT CONSISTS OF	23018645	1	1	2	4
	1-23010001 PLATE AND 1-23018646 INSTRUCTION SHEET #202.					
9	BALL, 1/4, USED IN VALVE ASSYS 23010768,	23045388	1	2	4	10
	23010733 STARTING WITH S/N 56538 AND 23019474.					
11	BALL, 5/16, USED WITH VALVE BODIES 6839146	23018495	1	2	4	10
	AND 6838518 AND IN VALVE ASSYS 23010736, 23010733 STARTING WITH S/N 56538 AND 23019474.					
12	BALL, 1/4, USED IN 23019474 VALVE ASSY ONLY.....	23045388	1	2	4	10
13	BALL, 1/4, USED IN 23019474 VALVE ASSY ONLY.....	23045388	1	2	4	10
16	BALL, 1/4, USED WITH VALVE ASSYS 23010768,	23045388	1	2	4	10
	23010733 STARTING WITH S/N 56538 AND 23019474, ALSO USED WITH 23016511 AND 23016512 PLATES.					
17	BODY, MODULATOR, USED IN 23019474 VALVE.....	23015348	1	1	2	5
	ASSY ONLY					
21	SPRING, MODULATOR VALVE, ON EARLY MODELS	6880980	1	2	4	10
	WHEN REPLACING 6838519 SPRING WITH 6880980 SPRING ALSO ORDER 23017043 1-2 SHIFT SPRING. NOT USED IN 23019474 VALVE ASSY					
25	PLATE, SEPARATOR, USED PRIOR TO S/N 2587 ONLY.....	6880198	1			
	EXCEPT S/N 2291-2299, 2410-2422 AND 2459- 2476. 6839147 OR 6880198 MAY BE REPLACED WITH 23019144 CONTROL VALVE AND GOVERNOR KIT AND 1-6881719 VALVE ASSY AND 8-454818 BOLTS.					
25	PLATE, SEPARATOR, USED ON S/N 2587 THRU 10,300	6881145	1			
	AND INCLUDES S/N 2291-2299, 2410-2422 AND 2458-2476. 6881145 PLATE MAY BE REPLACED WITH 23019144 CONTROL VALVE AND GOVERNOR KIT AND 1-6881719 VALVE ASSY AND 8-454818 BOLTS.					
25	PLATE, SEPARATOR, USED STARTING WITH S/N	23016512	1	1	2	3
	10,300. 23016512 SEPARATOR PLATE MUST BE USED WITH 23018645 OIL TRANSFER PLATE KIT AND HAVE A 23045388 BALL AT THE #16 LOCATION (TRUCK APPLICATION ONLY).					
25	PLATE, SEPARATOR, USED STARTING WITH S/N	23016511	1	1	2	3
	10,300. 23016511 SEPARATOR PLATE MUST BE USED WITH 23018645 OIL TRANSFER PLATE KIT AND HAVE A 23045388 BALL AT THE #16 LOCATION (COACH APPLICATION ONLY).					
25	PLATE, SEPARATOR, USED IN 23019474 VALVE	23017528	1	1	2	5
	ASSY ONLY					
26	BODY, CONTROL VALVE, USED PRIOR TO S/N 10,300.....	6839734	1			
	REPLACE 6839146 OR 6839734 VALVE BODIES WITH 23019144 CONTROL VALVE AND GOVERNOR KIT PLUS 1-6881719 VALVE ASSY AND 8--454818 BOLTS.					

CONTINUED ON NEXT PAGE

GROUP C

CONTROL VALVE, FIGURE 17
1900-2050 ENGINE RPM GOVERNED SPEED-CHC

SAME AS GROUP A, EXCEPT FOR PARTS LISTED BELOW

REF NO	NOMENCLATURE	PART NO	REQ	RECOMMENDED SPARES FOR UNITS		
				1-25	26-50	51-200
26	BODY, CONTROL VALVE, USED STARTING WITH. S/N 10,300. PRIOR TO S/N 2510086868 WHEN REPLACING 6885199 BODY WITH 23017825 BODY ALSO REPLACE 6833899 TRIMMER REGULATOR VALVE WITH 23017751 TRIMMER REGULATOR VALVE AND 6880188 STOP WITH 23017752 STOP.	23017825	1	1	2	3
27	VALVE, THIRD CLUTCH TRIMMER, USED IN 23019474..... VALVE ASSY ONLY.	23014097	1	2	4	10
29	SPRING, TRIMMER VALVE, SEC. USED IN 23010736 (TRUCK APPL. AND 23010733 COACH APPL.) VALVE ASSEMBLIES.	6880118	1	2	4	10
29	SPRING, TRIMMER VALVE SEC. USED IN 6881797 VALVE ASSY ONLY.	6885166	1			
29	SPRING, TRIMMER VALVE SEC. USED IN 23019474 VALVE ASSY ONLY.	23013908	1	2	4	10
30	SPRING, TRIMMER VALVE, PRIM. USED IN 23010736..... OR 6881797 CONTROL VALVE ASSYS ONLY.	23012937	1	2	4	10
30	SPRING, TRIMMER VALVE, PRIM. USED IN 23019474..... VALVE ASSY ONLY.	6880045	1	2	4	10
31	STOP, THIRD CLUTCH TRIMMER VALVE, USED IN..... 6881784 AND 6839987 VALVE ASSEMBLIES ONLY	6835734	1			
31	STOP, THIRD CLUTCH TRIMMER VALVE, USED IN..... 23010/56, 23010733, 6881797, AND 23019474 VALVE ASSEMBLIES ONLY.	6839122	1	2	4	10
32	VALVE, FIRST AND REVERSE CLUTCH TRIMMER..... USED IN 23019474 VALVE ASSY ONLY	23014097	1	2	4	10
35	SPRING, TRIMMER VALVE, PRIM. USED IN 23019474 VALVE ASSY ONLY	3018733	1	2	4	10
37	VALVE, SECOND CLUTCH TRIMMER. USED IN 23019474 VALVE ASSY ONLY	23014097	1	2	4	10
39	SPRING, TRIMMER VALVE, SEC., USED IN 23010736..... (TRUCK APPLICATION), 23010733 (COACH APPLICATION) AND 23019474 VALVE ASSYS	6883300	1	2	4	10
39	SPRING, TRIMMER VALVE, SEC., USED IN 6881797 ONLY	6885166	1			
40	SPRING, TRIMMER VALVE, PRIM. USED IN 23010733..... 23010736, 6881797 AND 23019474 VALVE ASSYS ONLY	23012937	1	2	4	10
41	STOP, SECOND CLUTCH TRIMMER VALVE, USED IN 6881784 AND 6839987 VALVE ASSEMBLIES	6835734	1			
41	STOP, SECOND CLUTCH TRIMMER VALVE, USED IN 23010736, 23010733, 6881797 AND 23019474 VALVE ASSEMBLIES ONLY	6839122	1	2	4	10
45	COVER, TRIM VALVE, USED IN 23019474 VALVE..... ASSY ONLY	6881018	1	2	4	10
47	VALVE, FOURTH CLUTCH TRIMMER, USED IN 23019474 VALVE ASSY ONLY	23014097	1	2	4	10
49	SPRING, TRIMMER VALVE, SEC., USED IN 23010736..... 23010733 AND 6881797 VALVE ASSEMBLIES ONLY	6880118	1	2	4	10
49	SPRING, TRIMMER VALVE, SEC., USED IN 23019474..... VALVE ASSY ONLY	6885166	1	2	4	10
50	SPRING, TRIMMER VALVE, PRIM., USED IN 23010733 AND 6881797 VALVE ASSYS ONLY	23012937	1	2	4	10
50	SPRING, TRIMMER VALVE, PRIM., USED IN..... 23019474 VALVE ASSY ONLY	6838839	1	2	4	10
51	STOP, FOURTH CLUTCH TRIMMER VALVE, USED IN 6881784 AND 6839987 VALVE ASSEMBLIES	6835734	1			
51	SLOP, FOURTH CLUTCH TRIMMER VALVE, USED IN 23010/56, 23010733, 6881797 AND 23019474 VALVE ASSEMBLIES ONLY	6889122	1	2	4	10
71	SPRING, HOLD REGULATOR VALVE	6837540	1	2	4	10

GROUP C CONT

CONTROL VALVE, FIGURE 17
1900-2050 ENGINE RPM GOVERNED SPEED-CHC

SAME AS GROUP A, EXCEPT FOR PARTS LISTED BELOW

REF NO	NOMENCLATURE	PART NO	REQ	RECOMMENDED SPARES FOR UNITS		
				1-25	26-50	51-200
71	SPRING, HOLD REGULATOR VALVE, USED IN 6881797 VALVE ASSY ONLY	6837539	1			
78	VALVE, 1-2 MODULATOR, USED IN 23019474 VALVE ASSY ONLY	23017186	1	2	4	10
79	SPRING, 1-2 SHIFT VALVE, WHEN REPLACING 6834903 SPRING WITH 23017043 SPRING ALSO ORDER 6880980 MODULATOR SPRING	23017043	1	2	4	10
79	SPRING, 1-2 SHIFT VALVE, USED IN 23019474 VALVE ASSY ONLY	6885007	1	2	4	10
84	SPRING, 2-3 SHIFT VALVE, USED IN 23019474 VALVE ASSY ONLY	23017049	1	2	4	10
90	SPRING, 3-4 SHIFT	6884947	1	2	4	10
90	SPRING, 3-4 SHIFT, USED IN 23019474 VALVE ASSY ONLY	23013272	1	2	4	10
98	VALVE, TRIMMER REGULATOR, USED PRIOR TO S/N 2510086868.	6833889	1	2	4	10
98	VALVE, TRIMMER REGULATOR, USED STARTING WITH S/N 2510086868.	23017751	1	2	4	10
99	SPRING, TRIMMER REGULATOR VALVE, USED IN 23019474 VALVE ASSY ONLY	6838285	1	2	4	10
100	STOP, TRIMMER REGULATOR VALVE, USED PRIOR TO S/N 2510086868.	6880188	1	2	4	10
100	STOP, TRIMMER REGULATOR VALVE, USED STARTING WITH S/N 2510086868.	23017752	1	2	4	10
113	SPRING, MODULATOR VALVE, USED IN 23019474 VALVE ASSY ONLY	6838519	1	2	4	10

GROUP D

CONTROL VALVE, FIGURE 17
2100-2200 ENGINE RPM GOVERNED SPEED-CONVENTIONAL
SAME AS GROUP A, EXCEPT FOR PARTS LISTED BELOW

I	KIT, CONTROL VALVE, GOVERNOR AND LOW SHIFT VALVE ... 6882390 KIT CONSISTS OF 23019493 CONTROL VALVE ASSY, 6881462 GOVERNOR, I.D. NO. 462 AND 6838329 LOW SHIFT VALVE. SEE SPI 22TR73. WHEN REPLACING 6839989 KIT WITH 6832390 KIT PRIOR TO MY "76" ON TRANSMISSIONS THAT HAVE NOT BEEN MODIFIED FOR ALL-RANGE LOCKUP (IDENTIFIED BY THE LETTER "L" ON THE NAME PLATE FOLLOWING THE PART NUMBER) REFER TO SPI 30 TR75 FOR ADDITIONAL PARTS REQUIRED AND REWORK OF OTHER PARTS.. IF YOUR TRANS (PRIOR TO MY "76") HAS BEEN MODIFIED, THEN 6832390 KIT ONLY IS REQUIRED.	6882390	1	2	4	10
2	VALVE, LUBRICATION	23017184	1	2	4	10
7	PLATE, OIL TRANSFER, WHEN REPLACING 6838270 OIL TRANSFER PLATE WITH 6838081 OIL TRANSFER PLATE ALSO ORDER 6880197 SEPARATOR PLATE, 6838081 OIL TRANSFER PLATE USED PRIOR TO S/N 2587 ONLY EXCEPT FOR S/N 2291-2299, 2410- 2422 AND 2458-2476. 6838270 OR 6838081 OIL TRANSFER PLATES MAYBE REPLACED WITH 6882390 CONTROL VALVE AND GOVERNOR KIT SEE SPI 22TR73 AND 30TR75.	6838081	1	1	2	4

CONTINUED ON NEXT PAGE

GROUP D

CONTROL VALVE, FIGURE 17
2100-2200 ENGINE RPM GOVERNED SPEED-CONVENTIONAL

SAME AS GROUP A, EXCEPT FOR PARTS LISTED

REF NO	NOMENCLATURE	PART NO	REQ	RECOMMENDED SPARES FOR UNITS		
				1-25	26-50	51-200
7	PLATE, OIL TRANSFER, USED ON S/N 2587 THRU 10,300 AND INCLUDES S/N 2291-2299, 2410- 2422 AND 2458-2476.. SEE SP122 TR73. 6832726 PLATE MAYBE REPLACED WITH 6882390 KIT, SEE 30TR75	6839726	1	1	2	4
7	KIT, OIL TRANSFER PLATE, USED STARTING WITH..... S/N 10,300 AND IN 6884405 AND 23019493 VALVE ASSY'S. KIT CONSISTS OF 23010001 PLATE AND 1-23018646 INSTRUCTION SHEET #702.	23018645	1	1	2	4
8	BALL, 1/4, USED IN 6884405 AND 23019493 VALVE..... ASSY'S ONLY.	23045388	1	2	4	10
9	BALL, 1/4, USED IN 6838307 AND 6838319..... VALVE BODY ASSY ONLY	23045388	1	2	4	10
10	BALL, 1/4, USED IN 6838307, 6884405 AND..... 23019493 VALVE BODY ASSY'S ONLY.	23045388	1	2	4	10
11	BALL, 5/16, USED IN 6839716, 6838307 AND 6838319 VALVE ASSY'S ONLY.	23045388	1	2	4	10
14	BALL, 1/4, USED IN 6838319 VALVE BODY..... ASSY ONLY.	23045388	1	2	4	10
15	BALL, 1/4, USED IN 6838319 VALVE BODY..... ASSY ONLY.	23045388	1	2	4	10
16	BALL, 1/4, USED STARTING WITH S/N 13,200 IN VALVE BODY ASSY'S 6884405 AND 23019493.	23045388	1	2	4	10
25	PLATE, SEPARATOR, USED PRIOR TO S/N 2587 EXCEPT 2291-2299, 2410-2422 AND 2459-2476. 6838082 OR 6880193 MAYBE REPLACED WITH 6882390 CONTROL VALVE AND GOVERNOR KIT. NOT USED IN 6884405 OR 23019493 VALVE ASSY'S. SEE 30TR75.	6880193	1	1	2	5
25	PLATE, SEPARATOR, USED IN VALVE ASSY 6839716 STARTING WITH S/N 2587 AND INCLUDES S/N 2291-22!9, 2410-2422 AND 2458-2476. NOT USED IN 6884405 OR 23019493 VALVE ASSY'S. 6839728 MAYBE REPLACED WITH 6882390 KIT. SEE SPI 30TR75.	6839728	1	1	2	5
25	PLATE, SEPARATOR, USED STARTING WITH S/N..... 13,200 IN VALVE ASSY'S 6884405 AND 23019493. IN VALVE ASSY 6881774, PRIOR TO S/N 13,200 WHEN REPLACING 6881751 PLATE WITH 6885195 PLATE ALSO ORDER 6883428 TRANSFER PLATE AND 23045388 BALL.	6885195	1	1	2	4
26	BODY, CONTROL VALVE, REPLACE 6838319 BODY WITH 6882390 CONTROL VALVE, GOVERNOR AND LOW SHIFT VALVE KIT. SEE 30TR75.	6839736	1	1	2	3
26	BODY, CONTROL VALVE, NOT USED IN 6838307,..... 6838319 OR 6839716 VALVE ASSY'S. PRIOR TO S/N 2510086868 WHEN REPLACING 6881760 BODY WITH 23017827 BODY ALSO REPLACE 683.5889 TRIMMER REGULATOR VALVE WITH 23017751 TRIMMER REGULATOR VALVE AND 6880188 STOP WITH 23017752 STOP.	23017827	1	1	2	3
30	SPRING, TRIMMER VALVE.....	6839271	1	2	4	10
31	STOP, THIRD CLUTCH TRIMMER VALVE	23013432	1	2	4	10
34	NOT USED IN THIS GROUP					
35	SPRING, FIRST TRIMMER VALVE	23013754	1	2	4	10
36	STOP, FIRST CLUTCH TRIMMER VALVE	23013432	1	2	4	10
41	STOP, SECOND CLUTCH TRIMMER VALVE	23013432	1	2	4	10
47	VALVE, FOURTH CLUTCH TRIMMER	23014097	1	2	4	10
50	SPRING, TRIMMER VALVE.....	6833940	1	2	4	10
51	STOP, FOURTH CLUTCH TRIMMER VALVE	23013432	1	2	4	10

CONTINUED ON NEXT PAGE
COPYRIGHT 1985 GENERAL MOTORS CORP.

0801-85

GROUP D CONT

CONTROL VALVE, FIGURE 17
2100-2200 ENGINE RPM GOVERNED SPEED-CONVENTIONAL

SAME AS GROUP A, EXCEPT FOR PARTS LISTED BELOW

REF NO	NOMENCLATURE	PART NO	REQ	RECOMMENDED SPARES FOR UNITS		
				1-25	26-50	51-200
66	BOLT ASSY, SPECIAL, USED PRIOR TO S/N 10,300 ONLY. NOT USED IN 6881774, 6884405 OR 23019493 VALVE ASSY'S.	6839696	1	2	4	10
71	SPRING, HOLD REGULATOR VALVE	6836784	1	2	4	10
75	VALVE, MANUAL SELECTOR, USED PRIOR TO S/N 10,300, NOT USED IN 6881774, 6884405 OR 23019493 VALVE ASSY'S.	6839695	1	2	4	10
75	VALVE, MANUAL SELECTOR, USED STARTING WITH S/N 10,300. NOT USED IN 6881774, 6884405 OR 23019493 VALVE ASSY'S.	6881013	1	2	4	10
75	VALVE, MANUAL, SELECTOR, USED PRIOR TO S/N 13,200.. NOT USED IN 6838307, 6838319 OR 6839716 VALVE ASSY'S	6836406	1	2	4	10
75	VALVE, MANUAL SELECTOR, USED STARTING WITH S/N 13,200. NOT USED IN 6838307, 6838319 OR 6839716 VALVE ASSY'S	6881013	1	2	4	10
79	SPRING, 1-2 SHIFT VALVE, USED IN 6838307, 6838319 AND 6839716 VALVE ASSY'S	6881061	1	2	4	10
79	SPRING, 1-2 SHIFT VALVE USED IN 6881774, 6884405 AND 23019493 VALVE ASSY'S	23017049	1	2	4	10
82	VALVE, 2-3 SHIFT	6837618	1	2	4	10
84	SPRING, 2-3 SHIFT VALVE, USED IN 6838307, 6838319 AND 6839716 VALVE ASSY'S	23012951	1	2	4	10
84	SPRING, 2-3 SHIFT VALVE, USED IN 6881774, 6884405 AND 23019493 VALVE ASSY'S.	23012954	1	2	4	10
88	VALVE, 3-4 SHIFT	6880987	1	2	4	10
89	VALVE, 3-4 MODULATOR	6837621	1	2	4	10
90	SPRING, 3-4 SHIFT VALVE, USED IN 6838307, 6838319 AND 6839716 VALVE ASSY'S.	880991	1	2	4	10
90	SPRING, 3-4 SHIFT VALVE, USED IN 6881774, 6884405 AND 23019493 VALVE ASSY'S	23013269	1	2	4	10
99	SPRING, TRIMMER REGULATOR, WHEN REPLACING 6770763 SPRING WITH 6880246 SPRING ALSO ORDER 6880188 STOP. USED PRIOR TO S/N2510086868.	6880246	1	2	4	10
99	SPRING, TRIMMER REGULATOR, USED STARTING WITH S/N 2510086868.	23017751	1	2	4	10
100	STOP, TRIMMER REGULATOR VALVE, USE WITH 6880246 SPRING. USED PRIOR TO S/N 2510086068.	6880188	1	2	4	10
100	STOP, TRIMMER REGULATOR, USED STARTING WITH S/N 2510086868.	23017752	1	2	4	10

GROUP E

CONTROL VALVE, FIGURE 17
2100-2200 ENGINE RPM GOVERNED SPEED-HI TORO RISE
SAME AS GROUP A, EXCEPT FOR PARTS LISTED BELOW

I	KIT, CONTROL VALVE, GOVERNOR AND LOW SHIFT VALVE... 23011554 KIT CONSISTS OF 23011548 CONTROL VALVE 6881462 GOVERNOR. I.D. NO. 462 AND 6838329 LOW SHIFT VALVE. SEE SPI 22TR73 WHEN REPLACING 6839988 KIT WITH 23011554 KIT PRIOR TO MY "76" ON TRANSMISSIONS THAT HAVE NOT BEEN MODIFIED FOR ALL-RANGE LOCKUP (IDENTIFIED BY THE LETTER "L" ON THE NAME PLATE FOLLOWING THE TRANSMISSION PART NUMBER) REFER TO SPI 30TR75	23011554	1	2	4	10
---	--	----------	---	---	---	----

CONTINUED ON NEXT PAGE

GROUP E CONT
 CONTROL VALVE, FIGURE 17
 2100-2200 ENGINE RPM GOVERNED SPEED-HI TORQ RISE
 SAME AS GROUP A, EXCEPT FOR PARTS LISTED BELOW

REF NO	NOMENCLATURE	PART NO	REQ	RECOMMENDED SPARES FOR UNITS		
				1-25	26-50	51-200
	FOR ADDITIONAL PARTS REQUIRED AND REWORK OF OTHER PARTS.. IF YOUR TRANSMISSION (PRIOR TO MY "76") HAS BEEN MODIFIED, THEN 23011554 KIT ONLY IS REQUIRED.					
2	VALVE, LUBRICATION	23017184	1	2	4	10
7	PLATE, OIL TRANSFER, WHEN REPLACING 6838270 OIL	6838081	1	1	2	4
	TRANSFER PLATE WITH 6838081 OIL TRANSFER PLATE, ALSO ORDER 6880197 SEPARATOR PLATE. 6838081 OIL TRANSFER PLATE USED PRIOR TO S/N 2587 ONLY. EXCEPT FOR S/N 2291-2299. 2410-2422 AND 2458-2476. 6838270 OR 6838081 OIL TRANSFER PLATES MAYBE REPLACED WITH 23011554 CONTROL VALVE, GOVERNOR AND LOW SHIFT VALVE KIT. SEE SPI 22TR73 AND 30TR75.					
7	PLATE, OIL TRANSFER, USED ON S/N 2587 THRU	6839726	1	1	2	4
	10,300 AND INCLUDES S/N 2291-2299, 2410-2422 AND 2458-2476. SEE SPI 22TR73. 6839726 PLATE MAYBE REPLACED WITH 23011554 KIT. SEE 30TR75 FOR REWORK AND OTHER INFORMATION. THIS PLATE NOT USED IN 6884406 OR 23011548 VALVE ASSY'S.					
7	KIT, OIL TRANSFER PLATE, USED STARTING WITH	23018645	1	1	2	4
	S/N 10,300. NOT USED IN 6839716 VALVE ASSY. KIT CONSISTS OF 1-23010001 PLATE AND 1-23018645 INSTRUCTION SHEET #202.					
8	BALL, 1/4, USED IN 6884406 OR 23011548.....	23045388	1	2	4	10
	VALVE ASSY'S ONLY.					
9	BALL, 1/4, USED IN 6838308 VALVE BODY.....	23045388	1	2	4	10
	ASSY ONLY.					
10	BALL, 1/4, USED IN 6838308, 6884406 AND	23045388	1	2	4	10
	23011548 VALVE ASSEMBLIES ONLY					
11	BALL, 5/16, USED IN 6838308 VALVE BODY	23018495	1	2	4	10
	ASSY ONLY					
14	BALL, 1/4, USED IN 6838308 VALVE BODY.....	23045388	1	2	4	10
	ASSY ONLY.					
15	BALL, 1/4, USED IN 6838308 VALVE BODY.....	23045388	1	2	4	10
	ASSY ONLY.					
16	BALL, 1/4, USED STARTING WITH S/N 13,200 IN	23045388	1	2	4	10
	VALVE ASSY 6884406 AND 23011548					
21	SPRING, MODULATOR VALVE, USED STARTING WITH.....	6838077	1	2	4	10
	13,200 AND IN VALVE ASSY'S 6881775. AND 6839717.....					
21	SPRING, MODULATOR VALVE, USED STARTING WITH.....	23012948	1	2	4	10
	S/N 13,200 AND IN VALVE BODY ASSY 6884406 AND 23011548					
25	PLATE, SEPARATOR, USED PRIOR TO S/N 2587 EXCEPT.....	6880194	1	2	4	10
	FOR S/N 2291-2299, 2410-2422 AND 2459-2476. 6838083 OR 6880194 SEPARATOR PLATE MAY BE REPLACED WITH 23011554 CONTROL VALVE ASSY AND GOVERNOR ASSY KIT. 23011554 KIT CONSISTS OF 23011548 CONTROL VALVE ASSY, 6881462 GOVERNOR ASSY. AND 6838329 LOW SHIFT VALVE. SEE 30TR75.					
25	PLATE, SEPARATOR, USED STARTING WITH S/N 2587.....	6839729	1	2	4	10
	AND INCLUDES S/N 2291-2299, 2410-2422 AND 2458-2476.. NOT USED IN 6884406 OR 23011548 VALVE ASSY. MAY BE REPLACED WITH 23011554 KIT.. SEE 30TR75					

CONTINUED ON NEXT PAGE

GROUP E CONT

CONTROL VALVE, FIGURE 17
2100 - 2200 ENGINE RPM GOVERNED SPEED HI TORQ RISE

SAME AS GROUP A, EXCEPT FOR PARTS LISTED BELOW

REF NO	NOMENCLATURE	PART NO	REQ	RECOMMENDED SPARES FOR UNITS		
				1-25	26-50	51-200
25	PLATE, SEPARATOR, USED STARTING WITH S/N 13,200 IN VALVE ASSY 6884406 AND 23011548. IN VALVE ASSY 6881775, PRIOR TO S/N 13,200 WHEN REPLACING 6881751 PLATE WITH 23011960 PLATE ALSO ORDER 1-6883428 PLATE, 1-23015476 BALL, 36880188 SPRINGS, 1-6880274 SPRING AND REPLACE 3-6837691 VALVES WITH 3-6835920 VALVES, 2-6837291 SPRINGS WITH 2-6833945 SPRINGS, 1-6833940 SPRING WITH 1-6833945 SPRING 4-6835734 STOPS WITH 4-6839122 STOPS 1-6835730 SPRING WITH 1-6833938 SPRING, 1-6880246 SPRING WITH 1-6880186 SPRING AND 1-6838077 SPRING WITH 1-6833934 SPRING OR REPLACE 1-6881775 VALVE ASSY WITH 1-23011554 VALVE KIT.	23011960	1	1	2	5
26	BODY, CONTROL VALVE, REPLACE 6838319 BODY WITH 23011554 CONTROL VALVE ASSY AND GOVERNOR ASSY KIT SEE 30TR75 FOR REWORK AND REPLACEMENT INSTRUCTIONS	6839736	1	1	2	3
26	BODY, CONTROL VALVE, USED IN 6884406 AND 23011554 VALVE ASSY'S ONLY.	6881760	1	1	2	3
27	VALVE, THIRD CLUTCH TRIMMER, USED PRIOR TO S/N 13,200 IN 6881775 VALVE BODY ASSY AND IN 6839717 VALVE BODY ASSY	6837691	1	2	4	10
27	VALVE, THIRD CLUTCH TRIMMER, USED STARTING WITH S/N 13,200 IN VALVE ASSY 6884406 AND 23011548	6835920	1	2	4	10
29	SPRING, TRIMMER VALVE, SEC. USED STARTING WITH S/N 13,200 IN VALVE ASSY 6884406 AND 23011548	6880118	1	2	4	10
30	SPRING, TRIMMER VALVE, USED PRIOR TO S/N 13,200 IN 6881755 AND 6839717 VALVE ASSY'S ONLY.	6839271	1	2	4	10
30	SPRING, TRIMMER VALVE, USED STARTING WITH S/N 13,200 IN 6884406 AND 23011548 VALVE ASSY.	23012937	1	2	4	10
31	STOP, THIRD CLUTCH TRIMMER VALVE, USED PRIOR TO S/N 13,200 IN VALVE ASSY 6881775 AND IN 6839717 VALVE ASSY	23013432	1	2	4	10
31	STOP, THIRD CLUTCH TRIMMER VALVE, USED STARTING WITH S/N 13,200 IN VALVE ASSY 6884406 AND 23011548	6839122	1	2	4	10
32	VALVE, FIRST AND REVERSE CLUTCH TRIMMER, USED PRIOR TO S/N 13,200 IN VALVE ASSY 6881775 AN IN VALVE ASSY 6839717.	6837691	1	2	4	10
32	VALVE, FIRST AND REVERSE CLUTCH TRIMMER, USED STARTING WITH S/N 13,200 IN VALVE ASSY 6884406 AND 23011548	6835920	1	2	4	10
34	SPRING, TRIMMER VALVE, SEC. NOT USED PRIOR TO S/N 13,200 OR IN 6881775 OR 6839717 VALVES	6885166	1	2	4	10
35	SPRING, FIRST TRIMMER VALVE, USED PRIOR TO S/N 13,200 IN VALVE ASSY 6881775 AND VALVE ASSY 6839717.	23013754	1	2	4	10
35	SPRING, FIRST CLUTCH TRIMMER VALVE, USED STARTING WITH S/N 13,200 IN VALVE ASSY 6884406 AND 23011548	6833948	1	2	4	10
36	STOP, FIRST CLUTCH TRIMMER VALVE, USED PRIOR TO S/N 13,200 IN VALVE ASSY 6881775 AND IN 6839717 VALVE ASSY.	23013432	1	2	4	10

CONTINUED ON NEXT PAGE
COPYRIGHT 1985 GENERAL MOTORS CORP.

GROUP E CONT

CONTROL VALVE, FIGURE 17
2100-2200 ENGINE RPM GOVERNED SPEED HIT TORQ RISE

SAME AS GROUP A, EXCEPT FOR PARTS LISTED BELOW

REF NO	NOMENCLATURE	PART NO	REQ	RECOMMENDED SPARES FOR UNITS		
				1-25	26-50	51-200
36	STOP, FIRST CLUTCH TRIMMER VALVE, USED STARTING WITH S/N 13,200 IN VALVE ASSY 6884406 AND 23011548	6839122	1	2	4	10
37	VALVE, SECOND CLUTCH TRIMMER, USED PRIOR TO S/N 13,200 IN VALVE ASSY 6881775 AND IN VALVE ASSY 6839717.	6837691	1	2	4	10
37	VALVE, SECOND CLUTCH TRIMMER, USED STARTING WITH S/N 13,200 IN VALVE ASSY 6884406 AND 23011548	6835920	1	2	4	10
39	SPRING, TRIMMER VALVE, SEC. USED STARTING WITH S/N 13,200 IN VALVE ASSY 6884406 AND 23011548	6880118	1	2	4	10
40	STRING, TRIMMER VALVE, USED PRIOR TO S/N 13,200..... IN VALVE ASSY 6881775 AND VALVE ASSY 6839717	6839271	1	2	4	10
40	SPRING, TRIMMER VALVE, PRIM.. USED STARTING WITH S/N 13,200 IN VALVE ASSY 6884406 AND 23011548	23012937	1	2	4	10
41	STOP, SECOND CLUTCH TRIMMER VALVE, USED PRIOR TO S/N 13,200 IN VALVE ASSY 6881775 AND IN VALVE ASSY 6839717.	23013432	1	2	4	10
41	STOP, SECOND CLUTCH TRIMMER VALVE, USED STARTING WITH S/N 13,200 IN VALVE ASSY 6884406 AND 23011548	6839122	1	2	4	10
47	VALVE, FOURTH CLUTCH TRIMMER	6835920	1	2	4	10
49	SPRING, TRIMMER VALVE, SEC. USED STARTING WITH S/N 13,200 IN VALVE ASSY 6884406 AND 23011548	6880118	1	2	4	10
50	SPRING, TRIMMER VALVE, USED PRIOR TO S/N 13,200 IN VALVE ASSY 6881775 AND IN VALVE ASSY 6839717.	6833940	1	2	4	10
50	SPRING, TRIMMER VALVE, PRIM. USED STARTING..... WITH S/N 13,200 IN VALVE ASSY 6884406 AND 23011548	23012937	1	2	4	10
51	STOP, FOURTH CLUTCH TRIMMER VALVE USED PRIOR TO S/N 13,200 IN VALVE ASSY 6881775 AND IN 6839717 VALVE ASSY.	23013432	1	2	4	10
51	STOP, FOURTH CLUTCH TRIMMER VALVE USED STARTING WITH S/N 13,200 IN VALVE 6884406 AND 23011548	6839122	1	2	4	10
66	BOLT ASSY, SPECIAL, USED PRIOR TO S/N 10,300 IN 6839717 VALVE ASSY ONLY.	6839696	1	2	4	10
71	SPRING, HOLD REGULATOR VALVE	6836784	1	2	4	10
75	VALVE, MANUAL SELECTOR, USED PRIOR TO S/N 10,300 IN 6839717 VALVE ASSY ONLY.	683995	1	2	4	10
75	VALVE, MANUAL SELECTOR, USED PRIOR TO S/N 10,300 IN VALVE ASSY 6839717	6836406	1	2	4	10
75	VALVE, MANUAL SELECTOR, USED STARTING WITH S/N 10,300 IN 6884406 AND 23011548 VALVES.	6881013	1	2	4	10
79	SPRING, 1-2 SHIFT VALVE, USED IN 6839717 VALVE ASSY ONLY	6880991	1	2	4	10
79	SPRING, 1-2 SHIFT VALVE. USED IN VALVE ASSY 6884406 AND 23011548	6884951	1	2	4	10
82	VALVE, 2-3 SHIFT	6837618	1	2	4	10
84	SPRING, 2-3 SHIFT VALVE, USED IN VALVE ASSY..... 6839717	23012951	1	2	4	10
84	SPRING, 2-3 SHIFT VALVE, USED IN VALVE ASSY 6884406 AND 23011548	23017049	1	2	4	10
88	VALVE, 3-4 SHIFT	6880987	1	2	4	10
89	VALVE, 3-4 MODULATOR	6837621	1	2	4	10

CONTINUED ON NEXT PAGE
COPYRIGHT 1985 GENERAL MOTORS CORP.

08-01 85

GROUP E CONT

CONTROL VALVE, FIGURE 17
2100-2200 ENGINE RPM GOVERNED SPEED HIT TORQ RISE

SAME AS GROUP A, EXCEPT FOR PARTS LISTED BELOW

REF NO	NOMENCLATURE	PART NO	REQ	RECOMMENDED SPARES FOR UNITS		
				1-25	26-50	51-200
90	SPRING, 3-4 SHIFT VALVE, USED IN VALVE ASSY..... 6839717	6881060	1	2	4	1 10
90	SPRING, 3-4 SHIFT VALVE, USED IN VALVE ASSY 6884406 AND 23011548	23017028	1	2	4	10
99	SPRING, TRIMMER REGULATOR, WHEN REPLACING 6770763 SPRING WITH 6880246 SPRING ALSO ORDER 6880188 STOP. USED PRIOR TO S/N 13,200 IN VALVE ASSY 6881775 AND 6839717.	6880246	1	2	4	10
99	SPRING, TRIMMER REGULATOR VALVE. USED..... STARTING WITH S/N 13,200 IN VALVE ASSY 6884406 AND 23011548	23018423	1	2	4	10
100	STOP, TRIMMER REGULATOR VALVE, USE WITH..... 6880246 SPRING	6880188	1	2	4	10

GROUP F

CONTROL VALVE, FIGURE 17
2100-2200 ENGINE RPM GOVERNED SPEED-CONVENTIONAL
SAME AS GROUP A, EXCEPT FOR PARTS LISTED BELOW

1	KIT, CONTROL VALVE, GOVERNOR AND LOW SHIFT VALVE... 6882383 KIT CONSISTS OF 23019491 CONTROL VALVE, 6881462 GOVERNOR, I.D. NO. 462 AND 6880148 LOW SHIFT VALVE. SEE SPI 22TR73. 6839990 STILL USED PRIOR TO S/N 10,300.	6882383	1	2	4	10
2	VALVE, LUBRICATION	23017184	1	2	4	10
7	PLATE, OIL TRANSFER, 6838081 OIL TRANSFER PLATE 6838081 USED PRIOR TO S/N 2587 ONLY, EXCEPT FOR S/N 2291-2299, 2410-2422 AND 2458-2476. 6838081 OIL TRANSFER PLATE MAYBE REPLACED WITH 6882383 CONTROL VALVE, GOVERNOR AND LOW SHIFT VALVE KIT.	1				
7	PLATE, OIL TRANSFER, USED ON S/N 2587 THRU 10,300 AND INCLUDES S/N 2291-2299, 2410-2422 AND 2458-2476. 6839726 PLATE MAYBE REPLACED WITH 6882383 CONTROL VALVE, GOVERNOR AND LOW SHIFT VALVE KIT	6839726	1	2	4	10
7	KIT, OIL TRANSFER PLATE, USED STARTING WITH. S/N 10,300. KIT CONSISTS OF 1-23010001 PLATE AND 1-23018646 INSTRUCTION SHEET #202.	23010000	1	1	2	5
9	BALL, 1/4.....	23045388	1	2	4	10
10	BALL, 1/4, USED IN 6838304 AND 6838306..... VALVE BODY ASSY ONLY.	23045388	1	2	4	10
11	BALL, 5/16	23018495	1	2	4	10
16	BALL, 1/4, USED STARTING WITH S/N 56538 IN VALVE ASSY 6881771 ONLY. ALSO USED WITH 23016508 PLATE.	23045388	1	2	4	10
21	SPRING, MODULATOR VALVE	23012948	1	2	4	10
25	PLATE, SEPARATOR, USED PRIOR TO S/N 2587 EXCEPT..... FOR S/N 2291-2299, 2410-2422 AND 2458-2476. 6838080 OR 6880192 SEPARATOR PLATE MAY BE REPLACED WITH 6882383 CONTROL VALVE, GOVERNOR AND LOW SHIFT VALVE KIT.	6880192	1	1	2	5
25	PLATE, SEPARATOR, USED ON S/N 2587 THRU 10,300 AND INCLUDES S/N 2291-2299, 2410-2422 AND 2458-2476. 6839727 PLATE MAYBE REPLACED WITH 6882383 CONTROL VALVE, GOVERNOR AND LOW SHIFT VALVE KIT.	6839727	1	1	2	5

CONTINUED ON NEXT PAGE

GROUP E CONT

CONTROL VALVE, FIGURE 17
2100-2200 ENGINE RPM GOVERNED SPEED HIT TORQ RISE

SAME AS GROUP A, EXCEPT FOR PARTS LISTED BELOW

REF NO	NOMENCLATURE	PART NO	REQ	RECOMMENDED SPARES FOR UNITS		
				1-25	26-50	51-200
25	PLATE, SEPARATOR, USED STARTING WITH S/N 10,300. 23016508 PLATE MUST BE USED WITH 23018645 OIL TRANSFER PLATE KIT AND HAVE A 23045388 BALL AT THE #16 LOCATION.	23016508	1	1	2	4
26	BODY, CONTROL VALVE, USED STARTING WITH S/N 10,300. REPLACE 6838318 OR 6839735 BODY WITH 6882383 CONTROL VALVE, GOVERNOR AND LOW SHIFT VALVE KIT. PRIOR TO S/N 2510086868 WHEN REPLACING 6881759 BODY WITH 23017828 BODY ALSO REPLACE 6833889 TRIMMER REGULATOR VALVE WITH 2301//51 TRIMMER REGULATOR VALVE AND 6880188 STOP WITH 23017752 STOP.	23017828	1	1	2	3
27	VALVE, THIRD CLUTCH TRIMMER, USED PRIOR TO..... S/N 10,300 ONLY.	23016686	1			
27	VALVE, THIRD CLUTCH TRIMMER, USED STARTING WITH S/N 10,300.	23014097	1	2	4	10
29	SPRING TRIMMER VALVE, SEC. USED STARTING WITH S/N 10,300.	6880118	1	2	4	10
30	SPRING, TRIMMER VALVE, USED PRIOR TO S/N 10,300.	6839271	1	2	4	10
30	SPRING, TRIMMER VALVE, PRIM. USED STARTING..... WITH S/N 10,300.	23012937	1	2	4	10
31	STOP, THIRD CLUTCH TRIMMER, USED PRIOR TO S/N 10,300.	6835734				
31	STOP, THIRD CLUTCH TRIMMER, USED STARTING WITH S/N 10,300	6839122	1	2	4	10
32	VALVE, FIRST AND REVERSE CLUTCH TRIMMER USED PRIOR TO S/N 10,300 ONLY.	23016686	1			
32	VALVE, FIRST AND REVERSE CLUTCH TRIMMER USED STARTING WITH S/N 10,300.	23014097	1	2	4	10
37	VALVE, SECOND CLUTCH TRIMMER, USED PRIOR TO S/N 10,300 ONLY.	23016686	1			
37	VALVE, SECOND CLUTCH TRIMMER, USED STARTING WITH S/N 10,300.	23014097	1	2	4	10
39	SPRING, TRIMMER VALVE, SEC. USED STARTING WITH S/N 10,300	6880118	1	2	4	10
40	SPRING, TRIMMER VALVE. USED PRIOR TO..... S/N 10,300 ONLY	6839271				
40	SPRING, TRIMMER VALVE, PRIM. USED STARTING WITH S/N 10,300	23012937	1	2	4	10
41	STOP, SECOND CLUTCH TRIMMER VALVE, USED PRIOR TO S/N 10,300 ONLY	6835734	1			
41	STOP, SECOND CLUTCH TRIMMER VALVE, USED STARTING WITH S/N 10,300	6839122	1	2	4	10
47	VALVE, FOURTH CLUTCH TRIMMER. USED PRIOR TO S/N 10,300.	23016686	1			
47	VALVE, FOURTH CLUTCH TRIMMER, USED STARTING WITH S/N 10,300.	23014097	1	2	4	10
49	SPRING, TRIMMER VALVE, SEC. USED STARTING WITH S/N 10,300	6880118	1	2	4	10
50	SPRING, TRIMMER VALVE, PRIM. USED STARTING..... WITH S//N 10,300	23012937	1	2	4	10
51	STOP, FOURTH CLUTCH TRIMMER VALVE, USED PRIOR TO S/N 10,300.	6835734	1			
51	STOP, FOURTH CLUTCH TRIMMER VALVE, USED STARTING WITH S/N 10,300.	6839122	1	2	4	10
66	BOLT, SPECIAL, 3/8-16 X 3/4, USED PRIOR TO..... S/N 10,300 ONLY	6839696	1	2	4	10
71	SPRING, HOLD REGULATOR	6838368	1	2	4	10

CONTINUED ON NEXT PAGE

GROUP F CONT

CONTROL VALVE, FIGURE 17
2100-2200 ENGINE RPM GOVERNED SPEED CONVENTIONAL

SAME AS GROUP A, EXCEPT FOR PARTS LISTED BELOW

REF NO	NOMENCLATURE	PART NO	REQ	RECOMMENDED SPARES FOR UNITS		
				1-25	26-50	51-200
75	VALVE, MANUAL SELECTOR, USED PRIOR TO S/N 10,300	6839695	1	2	4	10
75	VALVE, MANUAL SELECTOR. USED STARTING WITH S/N 10,300.	6881013	1	2	4	10
77	VALVE, 1-2 SHIFT	6836856	1	2	4	10
78	VALVE, 1-2 MODULATOR	6838412	1	2	4	10
79	SPRING, 1-2 SHIFT	6838366	1	2	4	10
82	VALVE, 2-3 SHIFT	6837623	1	2	4	10
83	VALVE, 2-3 MODULATOR	6836859	1	2	4	10
84	SPRING, 2-3 SHIFT VALVE	6838357	1	2	4	10
88	VALVE, 3-4 SHIFT	6880986	1	2	4	10
89	VALVE, 3-4 MODULATOR	6837625	1	2	4	10
90	SPRING, 3-4 SHIFT VALVE	6884948	1	2	4	10

GROUP G

CONTROL VALVE, FIGURE 17
2100-2200 ENGINE RPM GOVERNED SPEED-HI TORQ RISE
SAME AS GROUP A, EXCEPT FOR PARTS LISTED BELOW.

1	KIT, CONTROL VALVE AND GOVERNOR. 6882370 KIT CONSISTS OF 23019498 CONTROL VALVE AND 6881462 GOVERNOR. I.D. NO. 462. SEE SPI 22TR73 6880000 KIT STILL USED PRIOR TO S/N 10,300.	6882370	1	2	4	10
2	VALVE, LUBRICATION	23017184	1	2	4	10
7	PLATE, OIL TRANSFER, 6838081 OIL TRANSFER PLATE USED PRIOR TO S/N 2587 ONLY, EXCEPT FOR S/N 2291-2299, 2410-2422 AND 2458-2476. 6838081 OIL TRANSFER PLATE MAYBE REPLACED WITH 6882370 CONTROL VALVE AND GOVERNOR KIT.	6838081	1			
7	PLATE, OIL TRANSFER, USED ON S/N 2587 THRU S/N 10,300 AND INCLUDES S/N 2291-2299, 2410-2422 AND 2458-2476. 6839726 PLATE MAYBE REPLACED WITH 6882370 CONTROL VALVE AND GOVERNOR KIT	6839726	1			
7	KIT, OIL TRANSFER PLATE, USED STARTING WITH S/N 10,300. KIT CONSISTS OF 1-23010001 PLATE AND 1-23018646 INSTRUCTION SHEET #202.	23018645	1	1	2	4
9	BALL, 1/4, USED STARTING WITH S/N 56538 IN VALVE ASSY 6881780 AND 23019498 ONLY.	23045388	1	2	4	10
11	BALL, 5/16	23018495	1	2	4	10
14	BALL, 1/4, USED IN 6838313 AND 6881206 VALVE BODY ASSY ONLY.	23045388	1	2	4	10
16	BALL, 1/4, USED STARTING WITH S/N 56538 IN VALVE ASSY 6881780 AND 23019498 ONLY.	23045388	1	2	4	10
25	PLATE, SEPARATOR, USED IN 6881206 VALVE ASSY ONLY, 6881211 PLATE MAY BE REPLACED WITH 6882370 CONTROL VALVE AND GOVERNOR KIT	6881211	1	1	2	5
25	PLATE, SEPARATOR, USED PRIOR TO S/N 2587, EXCEPT FOR S/N 2291-2299, 2410-2422 AND 2458-2476. 6838352 OR 6880196 SEPARATOR PLATE MAY BE REPLACED WITH 6882370 CONTROL VALVE AND GOVERNOR ASSY KIT. NOT USED IN 6881206 VALVE ASSY	6880196	1	1	2	5
25	PLATE, SEPARATOR, USED ON S/N 2587 THRU 10,300 AND INCLUDES S/N 2291-2299, 2410-2422 AND 2458-2476. 6839732 PLATE MAYBE REPLACED WITH 6882370 CONTROL VALVE AND GOVERNOR KIT. NOT USED IN 6881206 VALVE BODY ASSY.	6839732	1	2	4	10

CONTINUED ON NEXT PAGE

GROUP E CONT

CONTROL VALVE, FIGURE 17
2100-2200 ENGINE RPM GOVERNED SPEED HIT TORQ RISE

SAME AS GROUP A, EXCEPT FOR PARTS LISTED BELOW

REF NO	NOMENCLATURE	PART NO	REQ	RECOMMENDED SPARES FOR UNITS		
				1-25	26-50	51-200
25	PLATE, SEPARATOR, USED STARTING WITH S/N 10,300 NOT USED IN 6881206 VALVE BODY ASSY.	6881755	1	1	2	5
26	BODY, CONTROL VALVE, USED PRIOR TO S/N 10,300. REPLACE 6836281 OR 6839734 BODY WITH 6882370 CONTROL VALVE AND GOVERNOR KIT.	6839734	1			
26	BODY, CONTROL VALVE, USED STARTING WITH..... S/N 10,300. PRIOR TO S/N 2510086868 WHEN REPLACING 6885199 BODY WITH 23017825 BODY ALSO REPLACE 1-6833889 TRIMMER REGULATOR VALVE WITH 1-23017751 TRIMMER REGULATOR VALVE AND 146880188 STOP WITH 1-23017752 STOP.	23017825	1	1	2	3
71	SPRING, HOLD REGULATOR	6838088	1	2	4	10
79	SPRING, 1-2 SHIFT VALVE.....	23013267	1	2	4	10
84	SPRING, 2-3 SHIFT VALVE.....	23012954	1	2	4	10
90	SPRING, 3-4 SHIFT VALVE.....	23017028	1	2	4	10

GROUP H

CONTROL VALVE, FIGURE 17
2600-2700 ENGINE RPM GOVERNED SPEED-CNVT. NO 1ST L.U.
SAME AS GROUP A, EXCEPT FOR PARTS LISTED BELOW

1	VALVE ASSY, CONTROL, VALVE BODY ASSY 6839413 NOT..... SERVICED AS AN ASSY, SEE DETAIL PARTS	6839413**				
7	PLATE, OIL TRANSFER, WHEN REPLACING 6838270..... OIL TRANSFER PLATE WITH 6838081 OIL TRANSFER PLATE, ALSO ORDER 6880198 SEPARATOR PIATE.	6838081	1	1	2	4
11	BALL, 5/16.....	23018495	1	2	4	10
14	BALL, 1/4.....	23045388	1	2	4	10
25	PLATE, SEPARATOR, WHEN REPLACING 6838091 SEPARATOR PLATE WITH 6880198 SEPARATOR PLATE ALSO ORDER 6838081 OIL TRANSFER PLATE	6880198	1	1	2	5
26	BODY, CONTROL VALVE, NOT SERVICED CHECK WITH SERVICE DEPT.	6836281	1			
42-44	NOT USED IN THIS GROUP					
45	COVER, TRIMMER VALVE	6836305	1	2	4	10
62-66	NOT USED IN THIS GROUP					
71	SPRING, HOLD REGULATOR VALVE	6836917	1	2	4	10
79	SPRING, 1-2 SHIFT VALVE	6835309	1	2	4	10
84	SPRING, 2-3 SHIFT VALVE.....	6881060	1	2	4	10
90	SPRING, 3-4 SHIFT VALVE.....	6833942	1	2	4	10

** SERVICED ONLY AS DETAIL PARTS--NOT AVAILABLE AS AN ASSEMBLY

GROUP J

CONTROL VALVE, FIGURE 17
2100-2200 ENGINE RPM GOVERNED SPEED CONVENTIONAL

REF NO	NOMENCLATURE	PART NO	REQ	RECOMMENDED SPARES FOR UNITS		
				1-25	26-50	51-200
1	KIT, CONTROL VALVE, GOVERNOR AND LOW SHIFT VALVE... 6882397 KIT CONSISTS OF 23019502 CONTROL VALVE, 6881462 GOVERNOR ASSY. I.D. NO. 462 AND 6838329 LOW SHIFT VALVE. SEE SPI 22TR75. WHEN REPLACING 6880893 KIT WITH 6882397 KIT PRIOR TO MY "76" ON TRANS. THAT HAVE NOT BEEN MODIFIED FOR ALL RANGE LOCKUP (IDENTIFIED BY THE LETTER "L" ON THE NAME PLATE FOLLOWING THE PART NUMBER) REFER TO SPI 30TR75 FOR ADDITIONAL PARTS OR KITS REQUIRED AND REWORK OF OTHER PARTS. IF YOUR TRANSMISSION (PRIOR TO MY "76") HAS BEEN MODIFIED, THEN 6882397 KIT ONLY IS REQUIRED.	6882397	1	2	4	10
7	PLATE, OIL TRANSFER, WHEN REPLACING 6838270 OIL..... TRANSFER PLATE WITH 6838081 OIL TRANSFER PLATE, ALSO ORDER 6880197 SEPARATOR PLATE. 6838081 OIL TRANSFER PLATE USED PRIOR TO S/N 2587 ONLY, EXCEPT FOR S/N 2291-2299, 2410-2422 AND 2458-2476. 6838270 OR 6838081 OIL TRANSFER PLATES MAY BE REPLACED WITH 6882397 CONTROL VALVE AND GOVERNOR KIT. SEE SPI 22TR73, ALSO SEE SPI 30TR75	6838081	1	1	2	4
7	PLATE, OIL TRANSFER, USED ON S/N 2587 THRU 10,300 AND INCLUDES S/N 2291-2299, 2410- 2422 AND 2458-2476. SEE SPI 22TR73. 6839726 PLATE MAY BE REPLACED WITH 6882397 CONTROL VALVE AND GOVERNOR KIT. SEE SPI 30TR75.	6839726	1	1	2	4
7	KIT, OIL TRANSFER PLATE, USED STARTING S/N 10,300 AND IN ALL 6884409 AND 23019502 VALVE ASSY'S. KIT CONSISTS OF 1-23010001 PLATE AND 1-23018646 INSTRUCTION SHEET #202.	23018645	1	1	2	4
8	BALL, 1/4, USED IN 6884409, 6881758 AND 23019502 VALVE ASSY'S ONLY	23045388	1	2	4	10
9	BALL, 1/4, USED IN 6838307 AND 6880085 VALVE ASSYS ONLY	23045388	1	2	4	10
10	BALL, 1/4, USED IN 6838307, 6880085, 6881758..... 6884409 AND 23019502 VALVE ASSY'S ONLY.	23045388	1	2	4	10
11	BALL, 5/16, USED IN 6838307, 6880084 OR 6880085 VALVE ASSY'S ONLY	23018495	1	2	4	10
14	BALL, 1/4, USED IN 6838307 OR 6880085 VALVE..... ASSY'S ONLY.	23045388	1	2	4	10
15	BALL, 1/4, USED IN 6838307 OR 6880085 VALVE..... ASSY'S ONLY	23045388	1	2	4	10
16	BALL, 1/4, USED IN 6884409 VALVE ASSY ONLY.....	23045388	1	2	4	10
25	PLATE, SEPARATOR, USED PRIOR TO S/N2587, EXCEPT..... FOR S/N 2291-2299, 2410-2422 AND 2459-2476. 6838082 OR 6880193 SEPARATOR PLATE MAYBE REPLACED WITH 6882397 CONTROL VALVE ASSY, GOVERNOR AND LOW SHIFT VALVE KIT. NOT USED IN 6881758,6884409 AND 23019502 VALVE ASSY'S. SEE SPI 30TR75 FOR ADDITIONAL PARTS REQUIRED.	6880193	1	1	2	5
25	PLATE, SEPARATOR, USED STARTING WITH S/N 2587..... AND INCLUDES S/N 2291-2299, 2410-2422 AND 2458-2476.. NOT USED IN 6881758,6884409 AND 23019502 VALVE ASSY'S. MAY BE REPLACED WITH 6882397 KIT, SEE SPI 30TR75	6839728	1	1	2	5

CONTINUED ON NEXT PAGE

GROUP J

CONTROL VALVE, FIGURE 17
2100-2200 ENGINE RPM GOVERNED SPEED CONVENTIONAL

SAME AS GROUP A, EXCEPT FOR PARTS LISTED BELOW

REF NO	NOMENCLATURE	PART NO	REQ	RECOMMENDED SPARES FOR UNITS		
				1-25	26-50	51-200
25	PLATE, SEPARATOR, USED STARTING WITH S/N 13,200 IN VALVE ASSY 6884409 AND 23019502. IN VALVE ASSY 6881758, PRIOR TO S/N 13,200 WHEN REPLACING 6881751 PLATE WITH 6885195 PLATE ALSO ORDER 23018645 TRANSFER PLATE KIT AND 23045388 BALL.	6885195	1	1	2	5
26	BODY, CONTROL VALVE, REPLACE 68838319 CONTROL VALVE BODY WITH 6882397 CONTROL VALVE ASSY, GOVERNOR AND LOW SHIFT VALVE KIT. SEE SPI 30TR75 FOR OTHER PARTS AND REWORK	6839736	1	1	2	3
26	BODY, CONTROL VALVE, USED IN 6881758, 6884409 AND 23019502 VALVE ASSY'S ONLY. WHEN REPLACING 6881760 BODY WITH 23017827 BODY ALSO REPLACE 1-6833889 TRIMMER REGULATOR VALVE WITH 1-23017751 TRIMMER REGULATOR VALVE AND 1-6880188 STOP WITH 1-23017752 STOP.	23017827	1	1	2	3
30	SPRING, TRIMMER VALVE	6839271	1	2	4	10
31	STOP, THIRD CLUTCH TRIMMER VALVE	23013432	1	2	4	10
34	NOT USED IN THIS GROUP					
35	SPRING, FIRST TRIMMER VALVE	23013754	1	2	4	10
36	STOP, FIRST CLUTCH TRIMMER VALVE	23013432	1	2	4	10
41	STOP, SECOND CLUTCH TRIMMER VALVE	23013432	1	2	4	10
47	VALVE, FOURTH CLUTCH TRIMMER	23014097	1	2	4	10
50	SPRING, TRIMMER VALVE.....	6833940	1	2	4	10
51	STOP, FOURTH CLUTCH TRIMMER VALVE	23013432	1	2	4	10
66	BOLT ASSY, SPECIAL, USED PRIOR TO S/N 10,300 ONLY. NOT USED IN 6881758, 6884409 OR 23019502 VALVE ASSY'S.	6839696	1	2	4	10
71	SPRING, HOLD REGULATOR VALVE	6836784	1	2	4	10
75	VALVE, MANUAL SELECTOR, USED PRIOR TO S/N 10,300 IN VALVE ASSY'S 6880084, 6880085 AND 6838307 ONLY.	6839695	1	2	4	10
75	VALVE, MANUAL SELECTOR, USED IN 6881758 AND. 6884409 VALVES PRIOR TO S/N 10,300 ONLY.	6836406	1	2	4	10
75	VALVE, MANUAL SELECTOR, USED STARTING WITH S/N 10,300	6881013	1	2	4	10
79	SPRING, 1-2 SHIFT VALVE, USED IN 6880084 AND 6838307 VALVE ASSY'S ONLY.	6880991	1	2	4	10
79	SPRING, 1-2 SHIFT VALVE, USED IN 6881758,..... 6884409 AND 23019502 VALVE ASSY'S ONLY	23013269	1	2	4	10
82	VALVE, 2-3 SHIFT	6837618	1	2	4	10
84	SPRING, 2-3 SHIFT VALVE, NOT USED IN 6881758,..... 6884409 AND 23019502 VALVE ASSY'S.	6880992	1	2	4	10
84	SPRING, 2-3 SHIFT VALVE, USED IN 6881758,..... 6884409 AND 23019502 VALVE ASSY'S ONLY.	6884947	1	2	4	10
88	VALVE, 3-4 SHIFT	6880987	1	2	4	10
89	VALVE, 3-4 MODULATOR	6837621	1	2	4	10
90	SPRING, 3-4 SHIFT VALVE, NOT USED IN 6881758,..... 6884409 OR 23019502 VALVE ASSY'S	6881061	1	2	4	10
90	SPRING, 3-4 SHIFT VALVE, USED IN 6881758,..... 6884409 AND 23019502 VALVE ASSY'S ONLY.	23018388	1	2	4	10
99	SPRING, TRIMMER REGULATOR, WHEN REPLACING 6770763 SPRING WITH 6880246 SPRING ALSO ORDER 6880188 STOP	6880246	1	2	4	10
100	STOP, TRIMMER REGULATOR VALVE, USED PRIOR TO S/N 2510086868, USE WITH 6880246 SPRING	6880188	1	2	4	10

GROUP K
CONTROL VALVE, FIGURE 17
2100-2500 ENGINE RPM GOVERNED SPEED CONVENTIONAL
SAME AS GROUP A, EXCEPT PARTS LISTED BELOW

REF NO	NOMENCLATURE	PART NO	REQ	RECOMMENDED SPARES FOR UNITS		
				1-25	26-50	51-200
1	KIT, CONTROL VALVE, GOVERNOR AND LOW SHIFT VALVE... 6882398 KIT CONSISTS OF 6884411 CONTROL VALVE, 6881462 GOVERNOR, I.D. NO. 462 AND 6882724 LOW SHIFT VALVE. SEE SPI 22TR73 IN THE BACK OF THIS CATALOG. WHEN REPLACING 6880896 KIT WITH 6882398 KIT PRIOR TO MY "76" ON TRANSMISSIONS THAT HAVE NOT BEEN MODIFIED FOR ALL-RANGE LOCKUP (IDENTIFIED BY THE LETTER "L" ON THE NAME PLATE FOLLOWING THE PART NUMBER) REFER TO SPI 30TR75 FOR ADDITIONAL PARTS REQUIRED AND REWORK OF OTHER PARTS. IF YOUR TRANSMISSION (PRIOR TO MY "76") HAS BEEN MODIFIED, THEN 6882398 KIT ONLY IS REQUIRED	6882398	1	2	4	10
7	PLATE, OIL TRANSFER, WHEN REPLACING 6838270 OIL TRANSFER PLATE WITH 6838081 OIL TRANSFER PLATE, ALSO ORDER 6880197 SEPARATOR PLATE. 6838081 OIL TRANSFER PLATE USED PRIOR TO S/N 2587 ONLY, EXCEPT FOR S/N 2291-2299, 2410-2422 AND 2458-2476. 6838270 OR 6838081 OIL TRANSFER PLATES MAYBE REPLACED WITH 6882398 CONTROL VALVE AND GOVERNOR KIT. SEE SPI 22TR73 AND SPI 30TR75	6838081	1	1	2	4
7	KIT, OIL TRANSFER PLATE, USED STARTING WITH. S/N 10,300 AND ON IN ALL 6884411 VALVE ASSY'S. KIT CONSISTS OF 1-23010001 PLATE AND 1-23018646 INSTRUCTION SHEET #202.	23018645	1	1	2	4
8	BALL, 1/4, USED IN 6884411 VALVE ASSY ONLY.....	23045388	1	2	4	10
9	BALL, 1/4, USED IN 6839477 AND 6830395 VALVE BODY ASSY ONLY.	23045388	1	2	4	10
10	BALL, 1/4, USED IN 6839477 AND 6830395, 6881788 AND 6884411 VALVE ASSY'S ONLY.	23045388	1	2	4	10
11	BALL, 5/16, NOT USED IN 6881788 OR 6884411 VALVE ASSY'S	23045388	1	2	4	10
14	BALL, USED IN 6839477 AND 6830395 VALVE BODY ASSY ONLY.	23045388	1	2	4	10
15	BALL, 1/4, USED IN 6839477 AND 6830395 VALVE BODY ASSY ONLY.	23045388	1	2	4	10
16	BALL, 1/4, USED STARTING WITH S/N 13,200 IN VALVE ASSY 6884411.	23045388	2	4	10	
25	PLATE, SEPARATOR, USED PRIOR TO S/N 2578, EXCEPT FOR S/N 2291-2299, 2410-2422 AND 2459-2476. 6838082 OR 6880193 SEPARATOR PLATE MAYBE REPLACED WITH 6882398 CONTROL VALVE ASSY, GOVERNOR ASSY AND LOW SHIFT VALVE BODY ASSY KIT. SEE SPI 30TR75 FOR OTHER PARTS. 6838082 NOT USED IN 6881788 OR 6884411 VALVE ASSY'S.	6838082	1	1	2	5
25	PLATE, SEPARATOR, USED STARTING WITH S/N 2587 AND INCLUDES S/N 2291-2299, 2410-2422 AND 2459-2476. NOT USED IN 6881788 OR 6884411 VALVE ASSY. 6839728 PLATE MAYBE REPLACED WITH 6882398 CONTROL VALVE KIT. SEE SPI 30TR75.	6839728	1	1	2	5
25	PLATE, SEPARATOR, USED STARTING WITH S/N 13,200 IN VALVE ASSY 6884411. IN 6881788 VALVE ASSY, PRIOR TO S/N 13,200 WHEN REPLACING 6881751 PLATE WITH 6885195 PLATE ALSO ORDER 23018645 TRANSFER PLATE KIT AND 23045388 BALL.	6885195	1	1	2	5

CONTINUED ON NEXT PAGE
COPYRIGHT 1985 GENERAL MOTORS CORP.

GROUP K CONT

CONTROL VALVE, FIGURE 17
2100-2200 ENGINE RPM GOVERNED SPEED HIT TORQ RISE

SAME AS GROUP A, EXCEPT FOR PARTS LISTED BELOW

REF NO	NOMENCLATURE	PART NO	REQ	RECOMMENDED SPARES FOR UNITS		
				1-25	26-50	51-200
26	BODY, CONTROL VALVE, REPLACE 6838319 CONTROL VALVE BODY WITH 6882398 CONTROL VALVE ASSY, GOVERNOR ASSY AND LOW SHIFT VALVE BODY ASSY KIT. SEE SPI 30TR75 FOR PARTS AND REWORK	6839736	1	1	2	3
26	BODY, CONTROL VALVE, USED IN 6881788 AND 6884411 VALVE ASSY'S ONLY.	6881760	1	1	2	3
30	SPRING, TRIMMER VALVE	6839271	1	2	4	10
31	STOP, THIRD CLUTCH TRIMMER VALVE	23013432	1	2	4	10
34	NOT USED IN THIS GROUP					
35	SPRING, FIRST TRIMMER VALVE	23013754	1	2	4	10
36	STOP, FIRST CLUTCH TRIMMER VALVE	23013432	1	2	4	10
41	STOP, SECOND CLUTCH TRIMMER VALVE	23013432	1	2	4	10
50	SPRING, TRIMMER VALVE	6833940	1	2	4	10
51	STOP, FOURTH CLUTCH TRIMMER VALVE	23013432	1	2	4	10
66	BOLT ASSY, SPECIAL, USED PRIOR TO S/N 10,300 ONLY. NOT USED IN 6881788 OR 6884411 VALVE ASSY'S.	683%96	1	2	4	10
71	SPRING, HOLD REGULATOR VALVE	6836785	1	2	4	10
75	VALVE, MANUAL SELECTOR, USED PRIOR TO S/N 10,300 ONLY.	6839695	1	2	4	10
75	VALVE, MANUAL SELECTOR, USED STARTING WITH S/N 10,300	6881013	1	2	4	10
79	SPRING, 1-2 SHIFT VALVE, NOT USED IN 6881788 OR 6884411 VALVE ASSY'S.	23012951	1	2	4	10
79	SPRING, 1-2 SHIFT VALVE, USED IN 6881788 AND 6884411 VALVE ASSY'S ONLY.	6884951	1	2	4	10
82	VALVE, 2-3 SHIFT	6837618	1	2	4	10
84	SPRING, 2-3 SHIFT VALVE, NOT USED IN 6881788 OR 6884411 VALVE ASSY'S	23012951	1	2	4	10
84	SPRING, 2-3 SHIFT VALVE, USED IN 6881788 AND 6884411 VALVE ASSY'S ONLY.	23017049	1	2	4	10
88	VALVE, 3-4 SHIFT	6880987	1	2	4	10
89	VALVE, 3-4 MODULATOR	6837621	1	2	4	10
90	SPRING, 3-4 SHIFT VALVE, NOT USED IN 6881788 OR 6884411 VALVE ASSY'S.	6880991	1	2	4	10
90	SPRING, 3-4 SHIFT VALVE, USED IN 6881788 AND 6884411 VALVE ASSY'S ONLY.	23013269	1	2	4	10
99	SPRING, TRIMMER REGULATOR, WHEN REPLACING 67/0/65 SPRING WITH 6880246 SPRING ALSO ORDER 6880188 STOP	6880246	1	2	4	10
100	STOP, TRIMMER REGULATOR VALVE, USE WITH 6880246 SPRING	6880188	1	2	4	10

GROUP L

CONTROL VALVE, FIGURE 17
2600-2700 ENGINE RPM GOVERNED SPEED-CONVENTIONAL
SAME AS GROUP A, EXCEPT FOR PARTS LISTED BELOW

1	CONTROL VALVE ASSY, NOT SERVICED AS AN ASSY - ORDER DETAIL PARTS. SEE SPI 22TR73 IN THE BACK OF THIS CATALOG. 6839991 KIT STILL USED PRIOR 10 S/N 10,300.	23019492 **	1			
---	---	-------------	---	--	--	--

CONTINUED ON NEXT PAGE

** SERVICED ONLY AS DETAIL PARTS - NOT AVAILABLE AS AN ASSEMBLY

GROUP L CONT
CONTROL VALVE, FIGURE 17
2100-2700 ENGINE RPM GOVERNED SPEED CONVENTIONAL
SAME AS GROUP A, EXCEPT FOR PARTS LISTED BELOW

REF NO	NOMENCLATURE	PART NO	REQ	RECOMMENDED SPARES FOR UNITS		
				1-25	26-50	51-200
2	VALVE, LUBRICATION	23017184	1	2	4	10
7	PLATE, OIL TRANSFER. 6838081 OIL TRANSFER..... PLATE USED PRIOR TO S/N 2587 ONLY EXCEPT FOR S/N 2291-2299, 2410-2422 AND 2458-2476. 6838081 OIL TRANSFER PLATE MAY BE REPLACED WITH 23019492 CONTROL VALVE DETAIL PARTS.	6838081	1			
7	PLATE, OIL TRANSFER, USE ON S/N 2587 THRU..... S/N 10,300 AND INCLUDES S/N 2291-2299, 2410- 2422 AID 2458-2476 6839726 PLATE MAY BE REPLACED WITH 23019492 CONTROL VALVE DETAIL PARTS.	6839726	1	2	4	10
7	KIT, OIL TRANSFER PLATE, USED STARTING WITH..... S/N 10,300. KIT CONSISTS OF 1-23010001 PLATE AND 1-23018646 INSTRUCTION SHEET #202.	23018645	1	1	2	5
9	BALL, 1/4.....	23045388	1	2	4	10
10	BALL, 1/4, USED IN 6838304 AND 6838306..... VALVE BODY ASSY ONLY	23045388	1	2	4	10
11	BALL, 5/16	23018495	1	2	4	10
16	BALL, 1/4, USED STARTING WITH S/N 56538..... IN VALVE ASSY'S 6881773 AND 23019492 ONLY. ALSO USED WITH 23016508 PLATE.	23045388	1	2	4	10
21	SPRING, MODULATOR VALVE	23012948	1	2	4	10
25	PLATE, SEPARATOR, USED PRIOR TO S/N 2587 EXCEPT..... FOR S/11 2291-2299, 2410-2422 AND 2458-2476. 6838080 OR 6880192 SEPARATOR PLATE MAYBE REPLACED WITH 23019492 CONTROL VALVE ASSY DETAIL PARTS.	6880192	1	2	4	10
25	PLATE, SEPARATOR, USED ON S/N 2587 THRU 10, 300..... AND INCLUDES S/N 2291-2299, 2410-2422 AND 2458-2476. 6839727 PLATE MAYBE REPLACED WITH 23019492 CONTROL VALVE ASSY DETAIL PARTS.	6839727	1	1	2	5
25	PLATE, SEPARATOR, USED STARTING WITH S/N 10,300..... 23016508 PLATE MUST BE USED WITH 23018645 OIL TRANSFER PLATE KIT AND HAVE A 23045388 BALL AT THE #16 LOCATION.	23016508	1	1	2	4
26	BODY, CONTROL VALVE, USED STARTING WITH..... S/N 10,300. REPLACE 6838318 OR 6839735 CONTROL VALVE BODY WITH 23019492 CONTROL VALVE DETAIL PARTS. PRIOR TO S/N 2510086868 WHEN REPLACING 6881757 BODY WITH 23017828 BODY ALSO REPLACE 6833889 TRIMMER REGULATOR VALVE WITH 23017751 TRIMMER REGULATOR VALVE AND 6880188 STOP WITH 23017752 STOP.	23017828	1	1	2	3
27	VALVE, THIRD CLUTCH TRIMMER, USED PRIOR TO..... S/N 10,300 ONLY.	23016686	1			
27	VALVE, THIRD CLUTCH TRIMMER, USED STARTING..... WITH S/N 10,300.	23014097	1	2	4	10
29	SPRING TRIMMER VALVE, SEC. USED STARTING..... WITH S/N 10,300.	6880118	1	2	4	10
30	SPRING, TRIMMER VALVE, USED PRIOR TO..... S/N 10,300.	6839271	1	2	4	10
30	SPRING, TRIMMER VALVE, PRIM. USED STARTING..... WITH S/N 10,300.	23012937	1	2	4	10
31	STOP, THIRD CLUTCH TRIMMER, USED PRIOR TO..... S/N 10,300.	6835734	1			
31	STOP, THIRD CLUTCH TRIMMER, USED STARTING..... WITH S/N 10,300	6839122	1	2	4	10
32	VALVE, FIRST AND REVERSE CLUTCH TRIMMER..... USED PRIOR TO S/N 10,300 ONLY.	23016686	1			
32	VALVE, FIRST AND REVERSE CLUTCH TRIMMER..... USED STARTING WITH S/N 10,300.	23014097	1	2	4	10

CONTINUED ON NEXT PAGE
COPYRIGHT 1985 GENERAL MOTORS CORP

GROUP L CONT

CONTROL VALVE, FIGURE 17
2100-2700 ENGINE RPM GOVERNED SPEED CONVENTIONAL

SAME AS GROUP A, EXCEPT FOR PARTS LISTED BELOW

REF NO	NOMENCLATURE	PART NO	REQ	RECOMMENDED SPARES FOR UNITS		
				1-25	26-50	51-200
37	VALVE, SECOND CLUTCH TRIMMER, USED PRIOR TO S/N 10,300 ONLY.	23016686	1			
37	VALVE, SECOND CLUTCH TRIMMER, USED STARTING WITH S/N 10,300.	23014097	1	2	4	10
39	SPRING, TRIMMER VALVE, SEC. USED STARTING WITH S/N 10,300	6880118	1	2	4	10
40	SPRING, TRIMMER VALVE . USED PRIOR TO S/N 10,300 ONLY	6839271	1			
40	SPRING, TRIMMER VALVE, PRIM. USED STARTING WITH S/N 10,300	23012937	1	2	4	10
41	STOP, SECOND CLUTCH TRIMMER VALVE, USED PRIOR TO S/N 10,300 ONLY	6835734				
41	STOP, SECOND CLUTCH TRIMMER VALVE, USED STARTING WITH S/N 10,300	6839122	1	2	4	10
47	VALVE, FOURTH CLUTCH TRIMMER. USED PRIOR TO S/N 10,300.	23016686	1			
47	VALVE, FOURTH CLUTCH TRIMMER, USED STARTING WITH S/N 10,300.	23014097	1	2	4	10
49	SPRING, TRIMMER VALVE, SEC. USED STARTING WITH S/N 10,300	6880118	1	2	4	10
50	SPRING, TRIMMER VALVE, PRIM. USED STARTING WITH S/N 10,300	2012937	1	2	4	10
51	STOP, FOURTH CLUTCH TRIMMER VALVE, USED PRIOR TO S/N 10,300.	6835734	1			
51	STOP, FOURTH CLUTCH TRIMMER VALVE, USED STARTING WITH S/N 10,300.	6839122	1	2	4	10
66	BOLT, SPECIAL, 3/8-16 X 3/4, USED PRIOR TO S/N 10,300 ONLY	6839696	1	2	4	10
71	SPRING, HOLD REGULATOR	6880320	1	2	4	10
75	VALVE, MANUAL SELECTOR, USED PRIOR TO S/N 10,300	6839695	1	2	4	10
75	VALVE, MANUAL SELECTOR.. USED STARTING WITH S/N 10,300.	6881013	1	2	4	10
77	VALVE, 1-2 SHIFT	6836856	1	2	4	10
78	VALVE, 1-2 MODULATOR	6838412	1	2	4	10
79	SPRING, 1-2 SHIFT	6884953	1	2	4	10
82	VALVE, 2-3 SHIFT	6837623	1	2	4	10
83	VALVE, 2-3 MODULATOR	6836859	1	2	4	10
84	SPRING, 2-3 SHIFT	6884951	1	2	4	10
88	VALVE, 3-4 SHIFT	6880986	1	2	4	10
89	VALVE, 3-4 MODULATOR	6837625	1	2	4	10
90	SPRING, 3-4 SHIFT	6884947	1	2	4	10

GROUP M

CONTROL VALVE, FIGURE 17
2100-2250 ENGINE RPM GOVERNED SPEED-CHC
SAME AS GROUP A, EXCEPT FOR PARTS LISTED BELOW

1	KIT, CONTROL VALVE AND GOVERNOR, CONSISTS OF 23019486 CONTROL VALVE AND 6881461 GOVERNOR. I.D. NO.. 461. SEE 22TR73. WHEN REPLACING 23010758 OR 23010769 KIT WITH 23019143 KIT ALSO ORDER 1-6881719 VALVE ASSY AND 8-454818 BOLTS. SEE SPI 21TR83.	23019143	1	2	4	10
---	--	----------	---	---	---	----

CONTINUED ON NEXT PAGE

GROUP M CONT

CONTROL VALVE, FIGURE 17
2100-2250 ENGINE RPM GOVERNED SPEED CHC

SAME AS GROUP A, EXCEPT FOR PARTS LISTED BELOW

REF NO	NOMENCLATURE	PART NO	REQ	RECOMMENDED SPARES FOR UNITS		
				1-25	26-50	51-200
7	PLATE, OIL TRANSFER. 6838081 OIL TRANSFER..... PLATE USED PRIOR TO S/N 2587 ONLY.. EXCEPT FOR S/N 2291-2299, 2410-2422 AND 2258- 2476 6838081 OIL TRANSFER PLATE MAY BE REPLACED WITH 23019143 CONTROL VALVE AND GOVERNOR KIT AND 1-6881719 VALVE ASSY AND 8-454818 BOLTS	6838081	1			
7	PLATE, OIL TRANSFER, USED ON S/N 2587 THRU 10,300 AND INCLUDES S/N 2291-2299, 2410- 2422 AND 2458-2476. 6839726 PLATE MAY BE REPLACED WITH 23019143 CONTROL VALVE AND GOVERNOR KIT AND 1-6881719 VALVE ASSY AND 8-454818 BOLTS	6839726	1	2	4	10
7	KIT, OIL TRANSFER PLATE, USED STARTING WITH..... S/N 10,300 AND IN ALL 23010731 AND 23019486 CONTROL VALVES. KIT CONSISTS OF 1-23010001 PLATE AND 1-23018646 INSTRUCTION SHEET F202.	23018645	1	1	2	4
9	BALL, 1/4, USED STARTING WITH S/N 56538 IN VALVE ASSYS 23010737 AND 23010731 AND 23019486 ONLY	23045388	1	2	4	10
11	BALL, 5/16, USED STARTING WITH S/N 56538 IN VALVE ASSYS 23010737, 23010731 AND 23019486 ONLY	23018495	1	2	4	10
12	BALL, 1/4, USED IN 23019486 VALVE ASSY ONLY.....	23045388	1	2	4	10
13	BALL, 1/4, USED IN 23019486 VALVE ASSY ONLY.....	23045388	1	2	4	10
14	BALL, 1/4, USED IN 6881170 CONTROL VALVE ONLY.....	23045388	1	2	4	10
16	BALL, 1/4, USED STARTING WITH S/N 56538..... IN VALVE ASSYS 23010737, 23010731 AND 23019486 ONLY. ALSO USED WITH 23016511 OR 23016512 PLATE.	23045388	1	2	4	10
17	BODY, MODULATOR, USED IN 23019486 VALVE..... ASSY ONLY	23015348	1	1	2	5
21	SPRING, MODULATOR VALVE, USED PRIOR TO S/N 10,300. NOT USED IN 6881170, 23010737 OR 23010731 CONTROL VALVES	6838077	1			
21	SPRING, MODULATOR VALVE, USED STARTING WITH..... S/N 10,300 IN ALL CONTROL VALVES, NOT USED IN 23019486 VALVE ASSY.	6880980	1	2	4	10
25	PLATE, SEPARATOR, USED IN 6881170 CONTROL..... VALVE ONLY. 6881173 PLATE MAY BE REPLACED WITH 23019143 CONTROL VALVE AND GOVERNOR KIT AND 1-6881719 VALVE ASSY AND 8-454818 BOLTS.	6881173	1	1	2	5
25	PLATE, SEPARATOR, USED PRIOR TO S/N 2587 ONLY..... EXCEPT FOR S/N 2291-2299, 2410-2422 AND 2458- 2476. 6838353 OR 6880197 SEPARATOR PLATE MAY BE REPLACED WITH 23019143 CONTROL VALVE AND GOVERNOR KIT AND 1-6881719 VALVE ASSY AND 8-454818 BOLTS. NOT USED IN 6881170, 23010737 OR 23010731 CONTROL VALVE ASSY.	6880197	1			
25	PLATE, SEPARATOR, USED ON S/N 2587 THRU 10,300 AND INCLUDES S/N 2291-2299, 2410-2422 AND 2458-2476. 6881145 PLATE MAY BE REPLACED WITH 23019143 CONTROL VALVE AND GOVERNOR KIT AND 1-6881719 VALVE ASSY AND 8-454818 BOLTS. NOT USED IN 6881170, 23010737 OR 23010731 CONTROL VALVES	6881145	1	1	2	5

CONTINUED ON NEXT PAGE

GROUP M CONT
 CONTROL VALVE, FIGURE 17
 2100-2200 ENGINE RPM GOVERNED SPEED CHC
 SAME AS GROUP A, EXCEPT FOR PARTS LISTED BELOW

REF NO	NOMENCLATURE	PART NO	REQ	RECOMMENDED SPARES FOR UNITS		
				1-25	26-50	51-200
25	PLATE, SEPARATOR, USED STARTING WITH S/N 10,300. NOT USED IN 6881170 CONTROL VALVE ASSY. 23016512 PLATE MUST BE USED WITH 23018645 OIL TRANSFER PLATE KIT AND HAVE A 23045388 BALL AT THE #16 LOCATION (TRUCK APPLICATION ONLY).	23016512	1	1	2	5
25	PLATE, SEPARATOR, USED STARTING WITH S/N 10,300. 23016511 SEPARATOR PLATE MUST BE USED WITH 23018645 OIL TRANSFER PLATE KIT AND HAVE A 23045388 BALL AT THE #16 LOCATION (COACH APPLICATION ONLY).	23016511	1	1	2	5
25	PLATE, SEPARATOR, USED IN 23019486 VALVE ASSY ONLY	23017528	1	1	2	5
26	BODY, CONTROL VALVE, USED PRIOR TO S/N 10,300. REPLACE 6836281 OR 6839734 BODIES WITH 23019143 CONTROL VALVE AND GOVERNOR KIT AND 1-6881719 VALVE ASSY AND 8-454818 BOLTS.	6839734	1			
26	BODY, CONTROL VALVE, USED STARTING WITH S/N 10,300.	6885199	1	1	2	3
26	BODY, CONTROL VALVE, USED IN 23019486 VALVE ASSY ONLY.	23017825	1	1	2	3
27	VALVE, THIRD CLUTCH TRIMMER, USED IN 23019486 VALVE ASSY ONLY.	23014097	1	2	4	10
29	SPRING, TRIMMER VALVE, SEC. USED IN 6881798 CONTROL VALVE ONLY.	6885166	1	2	4	10
29	SPRING, TRIMMER VALVE, SEC. USED IN 23010737. AND 23010731 VALVE ASSYS ONLY.	6880118	1	2	4	10
29	SPRING, TRIMMER VALVE, SEC. USED IN 23019486 VALVE ASSY ONLY.	23013908	1	2	4	10
30	SPRING, TRIMMER VALVE, PRIM.	23012937	1	2	4	10
30	SPRING, TRIMMER VALVE, PRIM.	6880045	1	2	4	10
31	STOP, THIRD CLUTCH TRIMMER VALVE, USED IN 6881170 AND 6881782 VALVE ASSYS ONLY	6835734	1	2	4	10
31	STOP, THIRD CLUTCH TRIMMER VALVE, USED IN 23010737, 23010731, 6881798, AND 23019486 VALVE ASSYS ONLY.	6839122	1	2	4	10
32	VALVE, FIRST AND REVERSE CLUTCH TRIMMER. USED IN 23019486 VALVE ASSY ONLY	23014097	1	2	4	10
35	SPRING, TRIMMER VALVE, PRIM. USED IN 23019486 VALVE ASSY ONLY	23018733	1	2	4	10
37	VALVE, SECOND CLUTCH TRIMMER. USED IN 23019486 VALVE ASSY ONLY	23014097	1	2	4	10
39	SPRING, TRIMMER VALVE, SEC., USED IN 6881798 ONLY	6885166	1	2	4	10
39	SPRING, TRIMMER VALVE, SEC., USED IN 23010737 23010731 AND 23019486 VALVE ASSYS ONLY	6883300	1	2	4	10
40	SPRING, TRIMMER VALVE, USED IN 6881170 6881782 AND 23010737 VALVE ASSYS ONLY	6839271	1	2	4	10
40	SPRING, TRIMMER VALVE, USED IN 23010731 6881798, AND 23019486 VALVE ASSYS ONLY	23012937	1	2	4	10
41	STOP, SECOND CLUTCH TRIMMER VALVE, USED IN 6881170 AND 6881782 VALVE ASSYS ONLY	6835734	1			
41	STOP, SECOND CLUTCH TRIMMER VALVE, USED IN 23010737, 23010751, 6881798 AND 23019486 VALVE ASSYS ONLY	6839122	1	2	4	10
45	COVER, TRIM VALVE, USED IN 23019486 VALVE ASSY ONLY	6881018	1	2	4	10
47	VALVE, FOURTH CLUTCH TRIMMER, USED IN 23019486 VALVE ASSY ONLY	23014097	1	2	4	10
49	SPRING, TRIMMER VALVE, SEC., USED IN 23010737 23010731 AND 6881798 VALVE ASSYS ONLY	6880118	1	2	4	10

CONTINUED ON NEXT PAGE
 COPYRIGHT 1985 GENERAL MOTORS CORP.

08-01-85

GROUP M CONT

CONTROL VALVE, FIGURE 17
2100-2250 ENGINE RPM GOVERNED SPEED CHC

SAME AS GROUP A, EXCEPT FOR PARTS LISTED BELOW

REF NO	NOMENCLATURE	PART NO	REQ	RECOMMENDED SPARES FOR UNITS		
				1-25	26-50	51-200
49	SPRING, TRIMMER VALVE, SEC., USED IN 23019486..... VALVE ASSY ONLY	6885166	1	2	4	10
50	SPRING, TRIMMER VALVE, USED IN 23019486..... VALVE ASSY ONLY	6838839	1	2	4	10
51	STOP, FOURTH CLUTCH TRIMMER VALVE, USED IN 6881170 AND 6881782 VALVE ASSYS ONLY	6835734	1			
51	STOP, FOURTH CLUTCH TRIMMER VALVE, USED IN 23010737, 23010731, 6881798 AND 23019486 VALVE ASSYS ONLY	6889122	1	2	4	10
71	SPRING, HOLD REGULATOR VALVE	6837540	1	2	4	10
78	VALVE, 1-2 MODULATOR, USED IN 23019486	23017186	1	2	4	10
	VALVE ASSY ONLY					
79	SPRING, 1-2 SHIFT VALVE, NOT USED IN	23017031	1	2	4	10
	23019486 VALVE ASSY					
79	SPRING, 1-2 SHIFT VALVE, USED IN 23019486..... VALVE ASSY ONLY	6885007	1	2	4	10
84	SPRING, 2-3 SHIFT VALVE, NOT USED IN 23010731..... VALVE ASSY	6884953	1	2	4	10
84	SPRING, 2-3 SHIFT VALVE, USED IN 23010731..... AND 23019486 VALVE ASSYS ONLY	6838357	1	2	4	10
90	SPRING, 3-4 SHIFT VALVE.....	23017049	1	2	4	10
98	VALVE, TRIMMER REGULATOR, USED IN 23019486	23017751	1	2	4	10
	VALVE ASSY ONLY					
99	SPRING, TRIMMER REGULATOR VALVE, NO SPRING	6838285	1	2	4	10
	REQUIRED WITH 6881798 VALVE ASSY. USED IN 23019486 VALVE ASSY ONLY					
100.	STOP, TRIMMER REGULATOR VALVE, USED IN..... 23019486 VALVE ASSY ONLY	23017752	1	2	4	10
113	SPRING, MODULATOR VALVE, NOT USED IN	6880980	1	2	4	10
	23019486 VALVE ASSY					
113	SPRING, MODULATOR VALVE, USED IN 23019486..... VALVE ASSY ONLY	6838519	1	2	4	10

GROUP N

CONTROL VALVE, FIGURE 17
2400 ENGINE RPM GOVERNED SPEED-HI TORQ RISE
SAME AS GROUP A, EXCEPT FOR PARTS LISTED BELOW

1	KIT, CONTROL VALVE, GOVERNOR AND LOW SHIFT VALVE... 23011551 KIT CONSISTS OF 23011550 CONTROL VALVE, 6881462 GOVERNOR I.D. NO. 462 AND 6882724 LOW SHIFT VALVE, SEE SPI 22TR75 SEE SPI 30TR75 FOR KITS AND INFORMATION ON ALL-RANGE LOCKUP.	23011551	1	2	4	10
2	VALVE, LUBRICATION	23017184	1	2	4	10
7	PLATE, OIL TRANSFER, 6838081 OIL TRANSFER..... PLANE USED PRIOR TO S/N 2587 ONLY, EXCEPT FOR S/N 2291-2299, 2410-2422 AND 2458-2476 6838081 OIL TRANSFER PLATE MAYBE REPLACED WITH 23011551 CONTROL VALVE, GOVERNOR AND LOW SHIFT VALVE KIT.	6838081	1			
7	PLATE, OIL TRANSFER, USED STARTING WITH S/N..... 2587 AND INCLUDES S/N 2291-2299, 2410-2422 AND 2458-2476. 6839726 PLATE MAY BE REPLACED WITH 23011551 KIT.	6839726	1	2	4	10

CONTINUED ON NEXT PAGE

GROUP N CONT

CONTROL VALVE, FIGURE 17
2400 ENGINE RPM GOVERNED SPEED HI TORQ RISE

SAME AS GROUP A, EXCEPT FOR PARTS LISTED BELOW

REF NO	NOMENCLATURE	PART NO	REQ	RECOMMENDED SPARES FOR UNITS		
				1-25	26-50	51-200
7	KIT, OIL TRANSFER PLATE, NOT USED IN 6839718 VALVE ASSY. KIT CONSISTS OF 1-23010001 PLATE AND 1-23018646 INSTRUCTION SHEET #202.	23018645	1	1	2	5
8	BALL, 1/4, USED IN 6884407 AND 23011550..... VALVE ASSY'S ONLY	23045388	1	2	4	10
9	BALL, 1/4, USED IN 6838319 VALVE BODY..... ASSY ONLY.	23045388	1	2	4	10
10	BALL, 1/4, USED IN 6838319, 6884407 AND 23011550 VALVE ASSY'S ONLY	23045388	1	2	4	10
11	BALL, 5/16, USED IN 6838319 AND 6839718..... VALVE ASSY'S ONLY.	23018495	1	2	4	10
14	BALL, 1/4, USED IN 6838319 VALVE BODY..... ASSY ONLY	23045388	1	2	4	10
15	BALL, 1/4, USED IN 6838319 VALVE BODY..... ASSY ONLY	23045388	1	2	4	10
16	BALL, 1/4, USED STARTING WITH S/N 13,200 IN VALVE ASSY'S 6884407 AND 23011550	23045388	1	2	4	10
21	SPRING, MODULATOR VALVE, USED PRIOR TO S/N 13,200 IN VALVE 6881776 ONLY.	6838077				
21	SPRING, MODULATOR VALVE USED STARTING WITH S/N 13,200 IN VALVE 6884407 AND 23011550	23012948	1	2	4	10
25	PLATE, SEPARATOR, USED PRIOR TO S/N 2587 EXCEPT..... FOR S/N 2291-2299, 2410-2422 AND 2458-2476. 6838083 OR 6880194 SEPARATOR PLATE MAY BE REPLACED WITH 23011551 CONTROL VALVE, GOVERNOR AND LOW SHIFT VALVE KIT. NOT USED IN 6884407 OR 23011550 VALVES.	6880194				
25	PLATE, SEPARATOR, USED STARTING WITH S/N 2587..... AND INCLUDES S/N 2291-2299, 2410-2422 AND 2458-2476. 6839729 MAYBE REPLACED WITH 23011551 KIT.	6839729	1	1	2	5
25	PLATE, SEPARATOR, USED STARTING WITH S/N 13,200 IN VALVE 6884407 AND 23011550. IN 6881776 VALVE, PRIOR TO S/N 13,200 WHEN REPLACING 6881751 PLATE WITH 23011960 PLATE ALSO ORDER 2301000 PLATE, 1-23015476 BALL, 36880118 SPRINGS, 1-6880274 SPRINGS AND REPLACE 3-6837691 VALVES WITH 3-6835920 VALVES, 2-6837291 SPRINGS WITH 2-6833945 SPRINGS, 4-6835734 STOPS WITH 4-6839122 STOP 1-6835730 SPRING WITH 1-6833938 SPRING, 1-6880246 SPRING WITH 1-6880186 SPRING AND 1-6838077 SPRING WITH 1-6833934 SPRING OR REPLACE 1-6881776 VALVE ASSY WITH 1-23011551 CONTROL VALVE KIT.	23011960	1	1	2	4
26	BODY, CONTROL VALVE, REPLACE 6838319 VALVE BODY WITH 23011551 CONTROL VALVE, GOVERNOR AND LOW SHIFT VALVE KIT, NOT USED IN 6884407 OR 23011550 VALVES	6839736	1	1	2	3
26	BODY, CONTROL VALVE, NOT USED IN 6838319 OR 6839718 VALVE	6881760	1	1	2	3
27	VALVE, THIRD CLUTCH TRIMMER, USED PRIOR TO S/N 13,200 IN VALVE 6881776 AND IN 6839718	6837691	1	2	4	10
27	VALVE, THIRD CLUTCH TRIMMER, USED STARTING WITH S/N 13200 IN VALVE 6884407 AND 23011550	23014097	1	2	4	10
29	SPRING, TRIMMER VALVE, SEC. USED STARTING WITH S/N 13,200 IN VALVE ASSY 6884407 AND 23011550	6880118	1	2	4	10

GROUP N CONT

CONTROL VALVE, FIGURE 17

2400 ENGINE RPM GOVERNED SPEED HI TORQ RISE
SAME AS GROUP A, EXCEPT FOR PARTS LISTED BELOW

REF NO	NOMENCLATURE	PART NO	REQ	RECOMMENDED SPARES FOR UNITS		
				1-25	26-50	51-200
30	SPRING, TRIMMER VALVE, USED PRIOR TO S/N 13,200..... IN VALVE 6881776 AND IN VALVES 6838319 AND 6839718.	6839271	1	2	4	10
30	SPRING, TRIMMER VALVE, USED STARTING WITH S/N 13,200 IN VALVE 6884407 AND 23011550	23012937	1	2	4	10
31	STOP, THIRD CLUTCH TRIMMER VALVE, USED PRIOR TO S/N 13,200 IN VALVE ASSY 6881776	23013432	1	2	4	10
31	STOP, THIRD CLUTCH TRIMMER VALVE, USED STARTING WITH S/N 13,200 IN VALVE 6884407 AND 23011550	6839122	1	2	4	10
32	VALVE, FIRST AND REVERSE CLUTCH TRIMMER, IISED PRIOR TO S/N 13,200 IN VALVE ASSY 6881776	6837691	1	2	4	10
32	VALVE, FIRST AND REVERSE CLUTCH TRIMMER, USED STARTING WITH S/N 13,200 IN VALVE ASSY 6884407 AND 23011550	23014097	1	2	4	10
34	SPRING, TRIMMER VALVE, USED STARTING WITH S/N 13,200 IN VALVES 6884407 AND 23011550.	6885166	1	2	4	10
35	SPRING, FIRST CLUTCH TRIMMER VALVE, USED PRIOR TO S/N 13,200 IN VALVE 6881776, 6838319 AND 6839718	23013754	1	2	4	10
35	SPRING, FIRST CLUTCH TRIMMER VALVE, USFD STARTING WITH S/N 13,200 IN VALVE 6884407 AND 23011550.	6833938	1	2	4	10
36	STOP, FIRST CLUTCH TRIMMER VALVE, USED PRIOR TO S/N 13,200 IN VALVE 6881776, 6838319 AND 6839718	23013432	1	2	4	10
36	STOP, FIRST CLUTCH TRIMMER VALVE, USED STARTING WITH S/N 13,200 IN VALVE ASSY 6884407 AND 23011550	6839122	1	2	4	10
37	VALVE, SECOND CLUTCH TRIMMER, USED PRIOR TO S/N 13,200 IN VALVE 6881776	6837691	1	2	4	10
37	VALVE, SECOND CLUTCH TRIMMER, USED STARTING WITH S/N 13,200 IN VALVE 6884407 AND 23011550	23014097	1	2	4	10
39	SPRING, TRIMMER VALVE, SEC. USED STARTING WITH S/N 13,200 IN VALVE 6884407 AND 23011550	6880118	1	2	4	10
40	SPRING, TRIMMER VALVE, USED PRIOR TO S/N 13,200 IN VALVE 6881776	6839271	1	2	4	10
40	SPRING, TRIMMER VALVE, PRIM., USED STARTING..... WITH S/N 13,200 IN VALVE ASSY 6884407 AND 23011550	23012937	1	2	4	10
41	STOP, SECOND CLUTCH TRIMMER VALVE, USED PRIOR TO S/N 13,200 IN VALVE 6881776	23013432	1	2	4	10
41	STOP, SECOND CLUTCH TRIMMER VALVE, USED STARTING WITH S/N 13,200 IN VALVE 6884407 AND 23011550	6839122	1	2	4	10
47	VALVE, FOURTH CLUTCH TRIMMER	23014097	1	2	4	10
49	SPRING, TRIMMER VALVE, SEC., USED STARTING WITH S/N 13,200 IN VALVE ASSY 6884407 AND 23011550	6880118	1	2	4	10
50	SPRING, TRIMMER VALVE, USED PRIOR TO S/N 13,200 IN VALVE 6881776, 6838319 AND 6839718	6833940	1	2	4	10
50	SPRING, TRIMMER VALVE, PRIM., USED STARTING..... WITH S/N 13,200 IN VALVE 6884407 AND 23011550	23012937	1	2	4	10
51	STOP, FOURTH CLUTCH TRIMMER VALVE, USED PRIOR..... TO S/N 13,200 IN VALVE 6881776	23013432	1	2	4	10
51	STOP, FOURTH CLUTCH TRIMMER VALVE, USED STARTING WITH S/N 13,200 IN VALVE 6884407 AND 23011550	6839122	1	2	4	10

CONTINUED ON NEXT PAGE
COPYRIGHT 1985 GENERAL MOTORS CORP.

GROUP N CONT

CONTROL VALVE, FIGURE 17

2400 ENGINE RPM GOVERNED SPEED HI TORQ RISE
SAME AS GROUP A, EXCEPT FOR PARTS LISTED BELOW

REF NO	NOMENCLATURE	PART NO	REQ	RECOMMENDED SPARES FOR UNITS		
				1-25	26-50	51-200
66	BOLT, SPECIAL, 3/8-16 X 3/4, USED IN 6838319 AND 6839718 VALVES	6839696	1	2	4	10
71	SPRING, HOLD REGULATOR VALVE	6836785	1	2	4	10
75	VALVE, MANUAL SELECTOR, USED IN 6838319 AND 6839718 VALVES	6839695	1	2	4	10
75	VALVE, MANUAL SELECTOR, USED PRIOR TO S/N 10,300. NOT USED IN 6838319 AND 6839718 VALVES	6836406	1	2	4	10
75	VALVE, MANUAL SELECTOR, USED STARTING WITH S/N 10,300. NOT USED IN 6838319 OR 6839718 VALVES	6881013	1	2	4	10
79	SPRING, 1-2 SHIFT VALVE, USED IN 6838319 AN..... 6839718 VALVES	6838356	1	2	4	10
79	SPRING, 1-2 SHIFT VALVE, USED IN 6884407 AND 23011550 VALVES	6884955	1	2	4	10
82	VALVE, 2-3 SHIFT	6837618	1	2	4	10
84	SPRING, 2-3 SHIFT, USE IN 6884407 AND 23011550..... VALVES	6884953	1	2	4	10
88	VALVE, 3-4 SHIFT	6880987	1	2	4	10
89	VALVE, 3-4 MODULATOR	6837621	1	2	4	10
90	SPRING, 3-4 SHIFT VALVE, USED IN 6838319 AND 6839718 VALVES	23012954	1	2	4	10
90	SPRING, 3-4 SHIFT VALVE, USED IN 6884407 AND 23011550 VALVES	6884948	1	2	4	10
99	SPRING, TRIMMER REGULATOR VALVE, WHEN REPLACING . 6770763 WITH 6880246 ALSO ORDER 6880188 STOP USED PRIOR TO S/N 13,200 IN VALVE 6881776 AND IN 6838317 AND 6839718 VALVES	6880246	1	2	4	10
99	SPRING, TRIMMER REGULATOR VALVE, USE STARTING WITH S/N 13,200 IN VALVE 6884407 AND 23011550	23018423	1	2	4	10
100	STOP, TRIMMER REGULATOR VALVE	6880188	1	2	4	10

GROUP P

CONTROL VALVE, FIGURE 17

2100-2200 ENGINE RPM GOVERNED SPEED-CONVENTIONAL
SAME AS GROUP A, EXCEPT FOR PARTS LISTED BELOW

1	KIT, CONTROL VALVE AND GOVERNOR. 6882365 KIT CONSISTS OF 23019497 CONTROL VALVE AND 6881462 GOVERNOR, I.D. NO. 462.. SEE SPI 22 TR 73	6882365	1	2	4	10
2	VALVE, LUBRICATION	23017184	1	2	4	10
7	PLATE, OIL TRANSFER, USED PRIOR TO S/N 10,300..... 6839726 PLATE MAYBE REPLACED WITH 6882365 KIT.	6839726	1			
7	KIT, OIL TRANSFER PLATE, USED STARTING WITH..... S/N 10,300. KIT CONSISTS OF 1-23010001 PLATE AND 1-23018646 INSTRUCTION SHEET #202.	23018645	1	1	2	4
9	BALL, 1/4.....	23045388	1	2	4	10
11	BALL, 5/16	23018495	1	2	4	10
14	BALL, 1/4, USED IN 6838312 VALVE BODY..... ASSY ONLY	23045388	1	2	4	10
16	BALL, 1/4.....	23045388	1	2	4	10
21	SPRING, MODULATOR VALVE	23012948	1	2	4	10

CONTINUED ON NEXT PAGE

COPYRIGHT 1985 GENERAL MOTORS CORP.

08-01-85

GROUP P CONT

CONTROL VALVE, FIGURE 17
2100-2200 ENGINE RPM GOVERNED SPEED CONVENTIONAL

SAME AS GROUP A, EXCEPT FOR PARTS LISTED BELOW

REF NO	NOMENCLATURE	PART NO	REQ	RECOMMENDED SPARES FOR UNITS		
				1-25	26-50	51-200
25	PLATE, SEPARATOR, USED PRIOR TO S/N 2587 ONLY, EXCEPT FOR S/N 2291-2299, 2410-2422 AND 2458-2476. 6838351 OR 6880195 SEPARATOR PLATE MAYBE REPLACED WITH 6882365 CONTROL VALVE AND GOVERNOR KIT.	6880195	1	1	2	5
25	PLATE, SEPARATOR, USED ON S/N 2587 THRU 10,300 AND INCLUDES S/N 2291-2299, 2410-2422 AND 2458-2476. 6839731 PLATE MAYBE REPLACED WITH 6832365 CONTROL VALVE AND GOVERNOR KIT	6839731	1	2	4	10
25	PLATE, SEPARATOR, USED STARTING WITH S/N 10,300.....	6881754	1	1	2	5
26	BODY, CONTROL VALVE, REPLACE 6836281 OR..... 6839734 BODY WITH 6882365 CONTROL VALVE AND GOVERNOR KIT.	6839734	1			
26	BODY, CONTROL VALVE, USED STARTING WITH..... S/N 10,300. PRIOR TO S/N 2510086862 WHEN REPLACING 6885199 BODY WITH 23017825 BODY ALSO REPLACE 1-6833889 TRIMMER REGULATOR VALVE WITH 1-23017751 TRIMMER REGULATOR VALVE AND 1-6880188 STOP WITH 1-23017752 STOP.	23017825	1	1	2	3
71	SPRING, HOLD REGULATOR VALVE	6838088	1	2	4	10
79	SPRING, 1-2 SHIFT VALVE.....	23017028	1	2	4	10
84	SPRING, 2-3 SHIFT VALVE.....	23012954	1	2	4	10
90	SPRING, 3-4 SHIFT VALVE.....	23013269	1	2	4	10

GROUP Q

CONTROL VALVE, FIGURE 17
2300-2500 ENGINE RPM GOVERNED SPEED-CONVENTIONAL
SAME AS GROUP A, EXCEPT FOR PARTS LISTED BELOW

1	KIT, CONTROL VALVE, GOVERNOR AND LOW SHIFT VALVE... 6882384 KIT CONSISTS OF 6881772 CONTROL VALVE, 6881463 GOVERNOR, I.D. NO. 463 AND 6880149 LOW SHIFT VALVE, SEE SPI 22 TR 73 6839997 STILL USE PRIOR TO S/N 10,300.	6882384	1	2	4	10
7	PLATE, OIL TRANSFER, USED PRIOR TO S/N 10,300 6839726 PLATE MAYBE REPLACED WITH 6882384 KIT	6839726	1			
7	KIT, OIL TRANSFER PLATE, USED STARTING WITH..... S/N 10,300. KIT CONSISTS OF 1-23010001 PLATE AND 1-23018646 INSTRUCTION SHEET #202.	23018645	1	1	2	5
9	BALL, 1/4.....	23045388	1	2	4	10
10	BALL, 1/4, USED IN 6838305 VALVE BODY..... ASSY ONLY.	23045388	1	2	4	10
11	BALL, 5/16	23018495	1	2	4	10
16	BALL, 1/4, USED STARTING WITH S/N 56538..... IN VALVE ASSY 6881772 ONLY. ALSO USED WITH 23016508 PLATE.	23045388	1	2	4	10
25	PLATE, SEPARATOR, USED PRIOR TO S/N 2587 ONLY EXCEPT FOR S/N 2291-2299, 2410-2422 AND 2458-2476. 6838080 OR 6880192 SEPARATOR PLATE MAYBE REPLACED WITH 6882384 CONTROL VALVE, GOVERNOR AND LOW SHIFT VALVE KIT.	6880192	1	1	2	5
25	PLATE, SEPARATOR, USED ON S/N 2587 THRU 10,300 AND INCLUDES S/N 2291-2299, 2410-2422 AND 2458-2476. 6839727 PLATE MAYBE REPLACED WITH 6882384 KIT.	6839727	1	1	2	5

CONTINUED ON NEXT PAGE

GROUP Q CONT

CONTROL VALVE, FIGURE 17
2300-2500 ENGINE RPM GOVERNED SPEED CONVENTIONAL

SAME AS GROUP A, EXCEPT FOR PARTS LISTED BELOW

REF NO	NOMENCLATURE	PART NO	REQ	RECOMMENDED SPARES FOR UNITS		
				1-25	26-50	51-200
25	PLATE, SEPARATOR, USED STATING WITH S/N 10,300. 23016508 PLATE MUST BE USED WITH 23018645 OIL TRANSFER PLATE KIT AND HAVE A 23045388 BALL AT THE #16 LOCATION.	23016508	1	1	2	4
26	BODY, CONTROL VALVE, USED STARTING WITH..... S/N 10,300. REPLACE 6838318 OR 6839735 BODY WITH 6882384 CONTROL VALVE, GOVERNOR AND LOW SHIFT VALVE KIT. PRIOR TO S/N 2510086868 WHEN REPLACING 6881759 BODY WITH 23017828 BODY ALSO REPLACE 6833889 TRIMMER REGULATOR VALVE WITH 23017751 TRIMMER REGULATOR VALVE AND 6880188 STOP WITH 23017752 STOP.	23017828	1	1	2	3
27	VALVE, THIRD CLUTCH TRIMMER, USED PRIOR TO S/N 10,300.	23016686	1	1	2	3
27	VALVE, THIRD CLUTCH TRIMMER, USED STARTING WITH S/N 10,300.	23014097	1	2	4	10
29	SPRING, TRIMMER VALVE, SEC. USED STARTING WITH S/N 10, 300.	6880118	1	2	4	10
30	SPRING, TRIMMER VALVE, USED PRIOR TO S/N 10,300.....	6839271	1	2	4	10
30	SPRING, TRIMMER VALVE, PRIM. USED STARTING WITH S/N 10,300.	23012937	1	2	4	10
31	STOP, THIRD CLUTCH TRIMMER, USED PRIOR TO S/N 10,300 ONLY.	6835734	1			
31	STOP, THIRD CLUTCH TRIMMER, USED STARTING WITH S/N 10,300.	6839122	1	2	4	10
32	VALVE, FIRST AND REVERSE CLUTCH TRIMMER, USED..... PRIOR TO S/N 10,300 ONLY.	23016686	1			
32	VALVE, FIRST AND REVERSE CLUTCH TRIMMER, USED..... STARTING WITH S/N 10,300.	23014097	1	2	4	10
37	VALVE, SECOND CLUTCH TRIMMER, USED PRIOR TO S/N 10,300 ONLY.	23016686	1			
37	VALVE, SECOND CLUTCH TRIMMER, USED STARTING WITH S/N 10,300.	23014097	1	2	4	10
39	SPRING, TRIMMER VALVE, SEC. USED STARTING WITH S/N 10,300	6880118	1	2	4	10
40	SPRING, TRIMMER VALVE, USED PRIOR TO S/N 10,300 ONLY	6839271	1			
40	SPRING, TRIMMER VALVE, PRIM. USED STARTING WITH S/N 10,300.	23012937	1	2	4	10
41	STOP, SECOND CLUTCH TRIMMER VALVE, USED PRIOR TO S/N 10,300 ONLY	6835734	1			
41	STOP, SECOND CLUTCH TRIMMER VALVE, USED STARTING WITH S/N 10,300.	6839122	1	2	4	10
47	VALVE, FOURTH CLUTCH TRIMMER USED PRIOR TO S/N 10,300 ONLY.	23016686	1			
47	VALVE, FOURTH CLUTCH TRIMMER, USED STARTING WITH S/N 10,300.	23014097	1	2	4	10
49	SPRING, TRIMMER VALVE, SEC. USED STARTING WITH S/N 10,300	6880118	1	2	4	10
50	SPRING, TRIMMER VALVE, PRIM. USED STARTING WITH S/N 10,300.	23012937	1	2	4	10
51	STOP, FOURTH CLUTCH TRIMMER VALVE, USED PRIOR TO S/N 10,300.	23013754	1			
51	STOP, FOURTH CLUTCH TRIMMER VALVE, USED STARTING WITH S/N 10,300.	6839122	1	2	4	10
66	BOLT, SPECIAL, 3/8 - 16 X 3/4, USED PRIOR TO S/N 10,300 ONLY.	6839696	1	2	4	10
71	SPRING, HOLD REGULATOR VALVE	6836977	1	2	4	10
75	VALVE, MANUAL SELECTOR, USED PRIOR TO S/N 10,300 ONLY.	6839695	1	2	4	10

CONTINUED ON NEXT PAGE
COPYRIGHT 1985 GENERAL MOTORS CORP.

08-01-85

GROUP Q CONT

CONTROL VALVE, FIGURE 17

2300-2500 ENGINE RPM GOVERNED SPEED CONVENTIONAL
SAME AS GROUP A, EXCEPT FOR PARTS LISTED BELOW

REF NO	NOMENCLATURE	PART NO	REQ	RECOMMENDED SPARES FOR UNITS		
				1-25	26-50	51-200
75	VALVE, MANUAL SELECTOR, USED STARTING WITH S/N 0,300.	6881013	1	2	4	10
77	VALVE, 1-2 SHIFT	6836856	1	2	4	10
78	VALVE, i-2 MODULATOR	6838412	1	2	4	10
79	SPRING, 1-2 SHIFT	23012949	1	2	4	10
82	VALVE, 2-3 SHIFT	6837623	1	2	4	10
83	VALVE, 2-3 MODULATOR	6836859	1	2	4	10
84	SPRING, 2-3 SHIFT VALVE	6883665	1	2	4	10
88	VALVE, 3-4 SHIFT	6880986	1	2	4	10
89	VALVE, 3-4 MODULATOR	6837625	1	2	4	10
90	SPRING, 3-4 SHIFT VALVE	23013267	1	2	4	10

GROUP R

CONTROL VALVE, FIGURE 17

2300-2500 ENGINE RPM GOVERNED SPEED-CONVENTIONAL
SAME AS GROUP A, EXCEPT FOR PARTS LISTED BELOW

1	KIT, CONTROL VALVE, GOVERNOR AND LOW SHIFT VALVE... 6882391 KIT CONSISTS OF 6884408 CONTROL VALVE, 6881462 GOVERNOR, I.D. NO. 462 AND 6882754 LOW SHIFT VALVE. SEE SP122 TR73. WHEN REPLACING 6880892 KIT WITH 6882391 KIT PRIOR TO MY "76" ON TRANSMISSIONS THAT HAVE NOT BEEN MODIFIED FOR ALL-RANGE LOCKUP (IDENTIFIED BY THE LETTER "L" ON THE NAME PLATE FOLLOWING THE PART NUMBER) REFER TO SPI 30TR75 FOR ADDITIONAL PARTS REQUIRED AND REWORK OF OTHER PARTS. IF YOUR TRANSMISSION (PRIOR TO MY "76" HAS BEEN MODIFIED. THEN 6882391 KIT ONLY IS REQUIRED.	6882391	1	2	4	10
2	VALVE, LUBRICATION	23017184	1	2	4	10
7	PLATE, OIL TRANSFER, USED IN 6839944 VALVE... ASSY ONLY. 6839726 PLATE MAY BE REPIACED WITH 6882391 CONTROL VALVE, GOVERNOR AND LOW SHIFT VALVE KIT. SEE SPI 30TR75	6839726	1	1	2	4
7	KIT, OIL TRANSFER PLATE, USED IN 6884408 AND 6881777 VALVE ASSY'S ONLY. KIT CONSISTS OF 1-23010001 PLATE AND 1-23018646 INSTRUCTION SHEET #202.	23018645	1	1	2	4
8	BALL, 1/4, USED IN 6881777 AND 6884408 VALVE ASSY'S ONLY.	23045388	1	2	4	10
10	BALL, 1/4, USED IN 6861777 AND 6884408 VALVE ASSY'S ONLY.	23045388	1	2	4	10
11	BALL, 5/16, USED IN 6839944 VALVE ASSY ONLY	23018495	1	2	4	10
16	BALL, 1/4, USED STARTING WITH! S/N 13,200 IN VALVE ASSY 6884408	23045388	1	2	4	10
25	PLATE, SEPARATOR, USED IN 6839944 VALVE ASSY ONLY. 6839728 PLATE MAY BE REPLACED WITH 6882391 CONTROL VALVE, GOVERNOR AND LOW SHIFT VALVE. SEE SPI 30TR75	6839728	1	1	2	5
25	PLATE, SEPARATOR, USED STARTING WITH S/N 13,200 IN VALVE ASSY 6884408. IN VALVE ASSY 6881777. PRIOR TO S/N 13,200 WHEN REPLACING 6881751 PLATE WITH 6885195 PLATE ALSO ORDER 23010000 TRANSFER PLATE AND 23015476 BALL.	6885195	1	1	2	5

CONTINUED ON NEXT PAGE

GROUP R CONT

CONTROL VALVE, FIGURE 17
2300-2500 ENGINE RPM GOVERNED SPEED CONVENTIONAL

SAME AS GROUP A, EXCEPT FOR PARTS LISTED BELOW

REF NO	NOMENCLATURE	PART NO	REQ	RECOMMENDED SPARES FOR UNITS		
				1-25	26-50	51-200
26	BODY, CONTROL VALVE, USED IN 6839944 VALVE ASSY ONLY. 6839736 BODY MAY BE REPLACED WITH 6882391 CONTROL VALVE, GOVERNOR AND LOW SHIFT VALVE KIT. SEE SPI 30TR75	6839736	1	1	2	3
26	BODY, CONTROL VALVE, USED IN 6881777 AND 6884408 VALVE ASSY ONLY.	6881760	1	1	2	3
30	SPRING, TRIMMER VALVE.....	6839271	1	2	4	10
31	STOP, THIRD CLUTCH TRIMMER VALVE	23013432	1	2	4	10
34	NOT USED IN THIS GROUP					
35	SPRING, FIRST TRIMMER VALVE	23013754	1	2	4	10
36	STOP, FIRST CLUTCH TRIMMER VALVE	23013432	1	2	4	10
41	STOP, SECOND CLUTCH TRIMMER VALVE	23013432	1	2	4	10
47	VALVE, FOURTH CLUTCH TRIMMER.....	6835920	1	2	4	10
50	SPRING, TRIMMER VALVE, USED IN 6839944 VALVE ASSY ONLY.	6833940	1	2	4	10
50	SPRING, TRIMMER VALVE, USED IN 6881777 AND 6884408 VALVE ASSY'S ONLY.	23012937	1	2	4	10
51	STOP, FOURTH CLUTCH TRIMMER VALVE	23013432	1	2	4	10
66	BOLT ASSY, SPECIAL, USED PRIOR TO S/N 10,300 IN 6839944 VALVE ASSY ONLY.	6839696	1	2	4	10
71	SPRING, HOLD REGULATOR VALVE	6836785	1	2	4	10
75	VALVE, MANUAL SELECTOR, USED IN 6839944 VALVE ASSY PRIOR TO 10,300 ONLY.	6839695	1	2	4	10
75	VALVE, MANUAL SELECTOR, USED IN 6881777 AND 6884408 VALVE ASSY'S PRIOR TO S/N 10,300	6836406	1	2	4	10
75	VALVE, MANUAL SELECTOR, USED STARTING WITH S/N 10,300	6881013				
79	SPRING, 1-2 SHIFT VALVE, USED IN 6839944 VALVE ASSY ONLY.	23012951	1	2	4	10
79	SPRING, 1-2 SHIFT VALVE, USED IN 6881777 AND 6884408 VALVE ASSY ONLY.	6884955	1	2	4	10
82	VALVE, 2-3 SHIFT	6837618	1	2	4	10
84	SPRING, 2-3 SHIFT VALVE, USED IN 6839944 VALVE ASSY ONLY.	6838356	1	2	4	10
84	SPRING, 2-3 SHIFT VALVE, USED IN 6881777 AND 6884408 VALVE ASSY'S ONLY.	6884953	1	2	4	10
88	VALVE, 3-4 SHIFT	6880987	1	2	4	10
89	VALVE, 3-4 MODULATOR	6837621	1	2	4	10
90	SPRING, 3/4 SHIFT VALVE, USED IN 6839944 VALVE ASSY ONLY.	23012951	1	2	4	10
90	SPRING, 3-4 SHIFT VALVE, USED IN 6881777 AND 6884408 VALVE ASSY'S ONLY	6884948	1	2	4	10
99	SPRING, TRIMMER REGULATOR, WHEN REPLACING 6770763 SPRING WITH 6880246 SPRING ALSO ORDER 6880188 STOP	6880246	1	2	4	10
100	STOP, TRIMMER REGULATOR VALVE, USE WITH..... 6880246 SPRING	6880188	1	2	4	10

GROUP S

CONTROL VALVE, FIGURE 17
1950-2050 ENGINE RPM GOVERNED SPEED-CONVENTIONAL

SAME AS GROUP A, EXCEPT FOR PARTS LISTED BELOW

1	KIT, CONTROL VALVE, GOVERNOR AND LOW SHIFT VALVE... 6882386 KIT CONSIST OF 23019503 CONTROL VALVE, 6881462 GOVERNOR. I.D. NO. 462 AND 6880149 LOW SHIFT VALVE.. SEE SPI 22TR73 6880894 KIT STILL USED PRIOR TO S/N 10,300.	6882386	1I	2	4	10
---	--	---------	----	---	---	----

CONTINUED ON NEXT PAGE

GROUP S CONT

CONTROL VALVE, FIGURE 17
1950-2050 ENGINE RPM GOVERNED SPEED CONVENTIONAL

SAME AS GROUP A, EXCEPT FOR PARTS LISTED BELOW

REF NO	NOMENCLATURE	PART NO	REQ	RECOMMENDED SPARES FOR UNITS		
				1-25	26-50	51-200
2	VALVE, LUBRICATION	23017184	1			
7	PLATE, OIL TRANSFER 6838081 OIL TRANSFER PLATE USED PRIOR TO S/N 2587 EXCEPT FOR S/N 2291-2299, 2410-2422 AND 2458-2476 6838081 OIL TRANSFER PLATE MAY BE REPLACED WITH 6882386 CONTROL VALVE, GOVERNOR AND LOW SHIFT VALVE KIT.	6838081	1	2	4	10
7	PLATE, OIL TRANSFER, USED ON S/N 2587 THRU 10,300 AND INCLUDES S/N 2291-2299, 2410-2422 AND 2458-2456. 6839726 PLATE MAYBE REPLACED WITH 6832386 CONTROL VALVE, GOVERNOR AND LOW SHIFT VALVE KIT.	6839726	1	1	2	5
7	KIT, OIL TRANSFER PLATE, USED STARTING WITH. S/N 10,300. KIT CONSISTS OF 1-23010001 PLATE AND 1-23018646 INSTRUCTION SHEET #702.	23018645	1	1	2	5
9	BALL, 1/4	23045388	1	2	4	10
10	BALL, 1/4, NOT USED IN 6838318 OR 6881786. VALVE BODY'S	23045388	1	2	4	10
11	BALL, 5/16.	23018495	1	2	4	10
16	BALL, 1/4, USED STARTING WITH S/N 56538 IN VALVE ASSY'S 6881786 AND 23019503 ONLY. ALSO USED WITH 23016508 PLATE.	23045388	1	2	4	10
21	SPRING, MODULATOR VALVE	23012948	1	2	4	10
25	PLATE, SEPARATOR USED PRIOR TO S/N 2587, EXCEPT FOR S/N 2291-2299, 2410-2422 AND 2458-2476. 6880192 SEPARATOR PLATE MAY BE REPLACED WITH 6882386 CONTROL VALVE, GOVERNOR AND LOW SHIFT VALVE KIT.	6880192	1			
25	PLATE, SEPARATOR, USED ON S/N 2587 THRU 10,300 AND INCLUDES S/N 2291-2299, 2410-2422 AND 2458-2476. 6839727 PLATE MAYBE REPLACED WITH 6882386 KIT.	6839727	1	1	2	5
25	PLATE, SEPARATOR, USE STARTING WITH S/N 10,300 23016508 PLATE MUST BE USED WITH 23018645 OIL TRANSFER PLATE KIT AND HAVE A 23045388 BALL AT THE #16 LOCATION.	23016508	1	1	2	4
26	BODY, CONTROL VALVE, USED STARTING WITH S/N 10,300. REPLACE 6838318 OR 6839735 BODY WITH 6882386 CONTROL VALVE, GOVERNOR AND LOW SHIFT VALVE KIT. PRIOR TO S/N 2510086868 WHEN REPLACING 6881759 BODY WITH 23017828 BODY ALSO REPLACE 1-6833889 TRIMMER REGULATOR VALVE WITH 1-23017751 TRIMMER REGULATOR VALVE AND 1-6880188 STOP WITH 1-23017752 STOP.	23017828	1	1	2	3
27	VALVE, THIRD CLUTCH TRIMMER, USED PRIOR TO S/N 10,300 ONLY.	23016686	1			
27	VALVE, THIRD CLUTCH TRIMMER, USED STARTING WITH S/N 10,300.	23014097	1	2	4	10
29	SPRING TRIMMER VALVE, SEC. USED STARTING WITH S/N 10,300.	6880118	1	2	4	10
30	SPRING, TRIMMER VALVE, USED PRIOR TO S/N 10,300.	6839271	1	2	4	10
30	SPRING, TRIMMER VALVE, PRIM. USED STARTING WITH S/N 10,300.	23012937	1	2	4	10
31	STOP, THIRD CLUTCH TRIMMER, USED PRIOR TO S/N 10,300.	6835734	1			
31	STOP, THIRD CLUTCH TRIMMER, USED STARTING WITH S/I, 10,300	6839122	1	2	4	O1
32	VALVE, FIRST AND REVERSE CLUTCH TRIMMER USED PRIOR TO S/N 10,300 ONLY.	23016686	1			

CONTINUED ON NEXT PAGE
COPYRIGHT 1985 GENERAL MOTORS CORP.

GROUP S CONT

CONTROL VALVE, FIGURE 17

1950-2050 ENGINE RPM GOVERNED SPEED CONVENTIONAL
SAME AS GROUP A, EXCEPT FOR PARTS LISTED BELOW

REF NO	NOMENCLATURE	PART NO	REQ	RECOMMENDED SPARES FOR UNITS		
				1-25	26-50	51-200
32	VALVE, FIRST AND REVERSE CLUTCH TRIMMER USED STARTING WITH S/N 10,300.	23014097	1	2	4	10
37	VALVE, SECOND CLUTCH TRIMMER, USED PRIOR TO S/N 10,300 ONLY.	23016686				
37	VALVE, SECOND CLUTCH TRIMMER, USED STARTING WITH S/N 10,300.	23014097	1	2	4	10
39	SPRING, TRIMMER VALVE, SEC. USED STARTING WITH S/N 10,300	6880118	1	2	4	10
40	SPRING, TRIMMER VALVE. USED PRIOR TO S/N 10,300 ONLY	6839271	1			
40	SPRING, TRIMMER VALVE, PRIM. USED STARTING WITH S/N 10,300	23012937	1	2	4	10
41	STOP, SECOND CLUTCH TRIMMER VALVE, USED PRIOR TO S/N 10,300 ONLY	6835734	1			
41	STOP, SECOND CLUTCH TRIMMER VALVE, USED STARTING WITH S/N 10,300	6839122	1	2	4	10
47	VALVE, FOURTH CLUTCH TRIMMER. USED PRIOR TO S/N 10,300.	23016686	1			
47	VALVE, FOURTH CLUTCH TRIMMER, USED STARTING WITH S/N 10,300.	23014097	1	2	4	10
49	SPRING, TRIMMER VALVE, SEC. USED STARTING WITH S/N 10,300	6880118	1	2	4	10
50	SPRING, TRIMMER VALVE, PRIM. USED STARTING WITH S/N 10,300	23012937	1	2	4	10
51	STOP, FOURTH CLUTCH TRIMMER VALVE, USED PRIOR TO S/N 10,300.	6835734	1			
51	STOP, FOURTH CLUTCH TRIMMER VALVE, USED STARTING WITH S/N 10,300.	6839122	1	2	4	10
66	BOLT, SPECIAL, 3/8-16 X 3/4, USED PRIOR TO S/N 10,300 ONLY	6839696	1	2	4	10
71	SPRING, HOLD REGULATOR.....	6880319	1	2	4	10
75	VALVE, MANUAL SELECTOR, USED PRIOR TO..... S/N 10,300	6839695	1	2	4	10
75	VALVE, MANUAL SELECTOR. USED STARTING WITH S/N 10,300.	6881013	1	2	4	10
77	VALVE, 1-2 SHIFT.....	6836856	1	2	4	10
78	VALVE, 1-2 MODULATOR	6838412	1	2	4	10
79	SPRING, 1-2 SHIFT VALVE.....	6884955	1	2	4	10
82	VALVE, 2-3 SHIFT	6837623	1	2	4	10
83	VALVE, 2-3 MODULATOR	6836859	1	2	4	10
84	SPRING, 2-3 SHIFT VALVE.....	6884951	1	2	4	10
88	VALVE, 3-4 SHIFT.....	6880986	1	2	4	10
89	VALVE, 3-4 MODULATOR	6837625	1	2	4	10
90	SPRING, 3-4 SHIFT VALVE	6884946	1	2	4	10

GROUP T

CONTROL VALVE, FIGURE 17

2600-2700 ENGINE RPM GOVERNED SPEED-CONVENTIONAL
SAME AS GROUP A, EXCEPT FOR PARTS LISTED BELOW

1	KIT, CONTROL VALVE, GOVERNOR AND LOW SHIFT VALVE ... 6882392 KIT CONSISTS OF 6884410 CONTROL VALVE, 6881463 GOVERNOR, I.D. NO. 463 AND 6838329 LOW SHIFT VALVE. WHEN REPLACING 6880895 KIT WITH 6882392 KIT PRIOR TO MY "76" ON TRANSMISSIONS THAT HAVE NOT BEEN MODIFIED FOR ALL-RANGE LOCKUP (IDENTIFIED BY THE LETTER "L" ON THE NAME PLATE FOLLOWING THE PART NUMBER) REFER	6882392	1	2	4	10
---	--	---------	---	---	---	----

CONTINUED ON NEXT PAGE

GROUP T CONT

CONTROL VALVE, FIGURE 17

2600-2700 ENGINE RPM GOVERNED SPEED CONVENTIONAL
SAME AS GROUP A, EXCEPT FOR PARTS LISTED BELOW

REF NO	NOMENCLATURE	PART NO	REQ	RECOMMENDED SPARES FOR UNITS		
				1-25	26-50	51-200
	TO 30TR75 FOR ADDITIONAL PARTS REQUIRED AND REWORK OF OTHER PARTS. IF YOUR TRANSMISSION (PRIOR TO MY "76") HAS BEEN MODIFIED, THEN 6882392 KIT ONLY IS REQUIRED					
2	VALVE, LUBRICATION	23017184	1	2	4	10
7	PLATE, OIL TRANSFER, WHEN REPLACING 6838270..... OIL TRANSFER PLATE WITH 6838081 OIL TRANSFER PLATE, ALSO ORDER 6880197 SEPARATOR PLATE. 6838081 OIL TRANSFER PLATE USED PRIOR TO S/N 2587, EXCEPT FOR S/N 2291-2299, 2410-2422 AND 2458-2476. 6838270 OR 6838081 OIL TRANSFER PLATES MAY BE REPLACED WITH 6882392 CONTROL VALVE AND GOVERNOR KIT. SER SP122TR73 AND SPI30TR75 FOR ADDITIONAL PARTS AND REWORK OF OTHER PARTS	6838081	1	1	2	4
7	PLATE, OIL TRANSFER, USED ON S/N 2587 THRU 10,300 AND INCLUDES S/N 2291-2299, 2410-2422 AND 2458-2476. SEE SPI 22 TR 73. 6839726 PLATE MAY BE REPLACED WITH 6882392 CONTROL VALVE AND GOVERNOR KIT. SEE SPI 30TR75 FOR ADDITIONAL PARTS	6839726	1	1	2	4
7	KIT, OIL TRANSFER PLATE, USED STARTING WITH. S/N 10,300. KIT CONSISTS OF 1-23010001 PLATE AND 1-23018646 INSTRUCTION SHEET # 202.	23018645	1	1	2	4
8	BALL, 1/4, USED IN 6881787 AND 6884410 VALVE..... ASSY'S ONLY	23045388	1	2	4	10
9	BALL, 1/4, USED IN 6838319 VALVE BODY ONLY	23045388	1	2	4	10
10	BALL, 1/4, USED IN 6838319 AND 6884760 VALVE BODY ONLY	23045388	1	2	4	10
11	BALL, 5/16, USE IN 6880244 VALVE ASSY OR WITH..... 6838319 VALVE BODY ONLY.	23018495	1	2	4	10
14	BALL, 1/4, USED IN 6838319 VALVE BODY ONLY	23045388	1	2	4	10
15	BALL, 1/4, USED IN 6838319 VALVE BODY ASSY	23045388	1	2	4	10
16	BALL, 1/4, USED STARTING WITH S/N 13,200 IN VALVE BODY, ASSY 6884410	23045388	1	2	4	10
25	PLATE, SEPARATOR, USED PRIOR TO S/N 2587 EXCEPT FOR S/N 2291-2299, 2410-2422 AND 2458-2476. 6880193 MAY BE REPLACED WITH 6882392 CONTROL VALVE ASSY, GOVERNOR ASSY AND LOW SHIFT VALVE BODY ASSY KIT. 6882392 KIT CONSISTS OF 6884410 CONTROL VALVE ASSY, 6881463 GOVERNOR ASSY AND 6882724 LOW SHIFT VALVE BODY ASSY. NOT USED IN 6881787 OR 6884410 VALVE ASSY'S. SEE SPI 30TR75	6880193	1			
25	PLATE, SEPARATOR, USED STARTING WITH S/N AND INCLUDES S/N 2291-2299, 2410-2422 AND 2458-2476. NOT USED IN 6881787 OR 6884410 VALVE ASSY'S	6839728	1	1	2	5
25	PLATE, SEPARATOR, USED STARTING WITH S/N 13,200 IN VALVE ASSY 6884410. IN VALVE ASSY 6881787, PRIOR TO S/N 13,200 WHEN REPLACING 6881751 PLATE WITH 6885195 PLATE, ALSO ORDER 23018645 TRANSFER PLATE KIT AND 23045388 BALL.	6885195	1	1	2	5

CONTINUED ON NEXT PAGE

GROUP T CONT

CONTROL VALVE, FIGURE 17

2600-2700 ENGINE RPM GOVERNED SPEED CONVENTIONAL
SAME AS GROUP A, EXCEPT FOR PARTS LISTED BELOW

REF NO	NOMENCLATURE	PART NO	REQ	RECOMMENDED SPARES FOR UNITS		
				1-25	26-50	51-200
26	BODY, CONTROL VALVE, REPLACE 6838319 VALVE..... BODY WITH 6882392 CONTROL VALVE ASSY, GOVERNOR ASSY AND LOW SHIFT VALVE BODY ASSY KIT. 6882392 KIT CONSISTS OF 6884410 CONTROL VALVE ASSY, 6881463 GOVERNOR ASSY AND 6838329 LOW SHIFT VALVE BODY ASSY. BODY 6839736 NOT USED IN 6881787 OR 6884410 VALVE ASSY'S	6839736	1	2	3	
26	BODY, CONTROL VALVE, USED IN 6881787 AND..... 6884410 VALVE ASSY'S ONLY.	6881760	1	1	2	3
30	SPRING, TRIMMER VALVE.....	6839271	1	2	4	10
31	STOP, THIRD CLUTCH TRIMMER VALVE	23013432	1	2	4	10
34	NOT USED IN THIS GROUP					
35	SPRING, FIRST TRIMMER VALVE	Z3013754	1	2	4	10
36	STOP, FIRST CLUTCH TRIMMER VALVE	23013432	1	2	4	10
41	STOP, SECOND CLUTCH TRIMMER VALVE	23013432	1	2	4	10
47	VALVE, FOURTH CLUTCH TRIMMER	6835920	1	2	4	10
50	SPRING, TRIMMER VALVE.....	6833940	1	2	4	10
51	STOP, FOURTH CLUTCH TRIMMER VALVE	23013432	1	1	2	4
66	BOLT ASSY, SPECIAL, USED PRIOR TO S/N 10,300	6839696	1	2	4	10
	ONLY. NOT USED IN 6881787 OR 6884410 VALVE ASSY'S.					
71	SPRING, HOLD REGULATOR VALVE	6836783	1	2	4	10
75	VALVE, MANUAL SELECTOR, USED PRIOR TO..... S/N 10,300 ONLY. NOT USED IN 6881787 OR 6884410 VALVE ASSY'S	6839695	1	2	4	10
75	VALVE, MANUAL SELECTOR, USED PRIOR TO S/N..... 10,300 IN 6881787 AND 6884410 VALVE ASSY'S ONLY	6836406	1	2	4	10
75	VALVE, MANUAL SELECTOR, USED STARTING	6881013	1	2	4	10
	WITH S/N 10,300					
79	SPRING, 1-2 SHIFT VALVE. NOT USED IN 6881787	6881061	1	2	4	10
	OR 6884410 VALVE ASSY'S					
79	SPRING, 1-2 SHIFT VALVE, USED IN 6881787 AND	6884947	1	2	4	10
	6884410 VALVE ASSY'S ONLY.					
82	VALVE, 2-3 SHIFT	56837618	1	2	4	10
84	SPRING, 2-3 SHIFT VALVE, NOT USED IN 6881787 OR	6880992	1	2	4	10
	6884410 VALVE ASSY'S					
84	SPRING, 2-3 SHIFT VALVE, USED IN 6881787	6884946	1	2	4	10
	AND 6884410 VALVE ASSY'S ONLY					
88	VALVE, 3-4 SHIFT	6880987	1	2	4	10
89	VALVE, 3 4 MODULATOR.....	6837621	1	2	4	10
90	SPRING, 3-4 SHIFT VALVE, NOT USED IN 6881787 OR	6881060	1	2	4	10
	6884410 VALVE ASSY'S					
90	SPRING, 3 4 SHIFT VALVE, USED IN 6881787 AND	23013267	1	2	4	10
	6884410 VALVE ASSY'S ONLY					

GROUP U

CONTROL VALVE, FIGURE 17

2100-2200 ENGINE RPM GOVERNED SPEED-CONVENTIONAL
SAME AS GROUP A, EXCEPT FOR PARTS LISTED BELOW

1	KIT, CONTROL VALVE, GOVERNOR AND LOW SHIFT VALVE... 6881002 KIT CONSISTS OF 6880815 CONTROL VALVE, 6881462 GOVERNOR, I.D. NO. 462 AND 6838329 LOW SHIFT VALVE. SEE SP122 TR73. SEE SPI 30TR75 FOR KITS AND INFORMATION ON ALL-RANGE LOCKUP.	6881002	1	2	4	10
7	PLATE, OIL TRANSFER	6880818	1	1	2	4

CONTINUED ON NEXT PAGE

GROUP U CONT

CONTROL VALVE, FIGURE 17
2100-2200 ENGINE RPM GOVERNED SPEED CONVENTIONAL

SAME AS GROUP A, EXCEPT FOR PARTS LISTED BELOW

REF NO	NOMENCLATURE	PART NO	REQ	RECOMMENDED SPARES FOR UNITS		
				1-25	26-50	51-200
9	BALL, 1/4, USED IN 6838307 AND 6838319 VALVE BODY ASSY ONLY	23045388	1	2	4	10
10	BALL, 1/4, USED IN 6838307 VALVE BODY ASSY ONLY.	23045388	1	2	4	10
11	BALL, 5/16	23018495	1	2	4	10
14	BALL, 1/4, USED IN 6838319 VALVE BODY ASSY ONLY.	23045388	1	2	4	10
15	BALL, 1/4, USED IN 6838319 VALVE BODY ASSY ONLY.	23045388	1	2	4	10
25	PLATE, SEPARATOR, USED PRIOR TO S/N 2587 EXCEPT 2291-2299, 2410-2422 AND 2459-2476. 6838082 OR 6880193 MAYBE REPLACED WITH 6881002 CONTROL VALVE AND GOVERNOR KIT	6880193	1	1	2	5
25	PLATE, SEPARATOR, USED STARTING WITH S/N 2587 AND INCLUDES S/N 2291-2299, 2410-2422 AND 2458-2476.	6839728	1	1	2	5
26	BODY, CONTROL VALVE, REPLACE 6838319 BODY WITH 6881002 CONTROL VALVE AND GOVERNOR KIT.	6839736	1	1	2	3
30	SPRING, TRIMMER VALVE	6839271	1	2	4	10
34	NOT USED IN THIS GROUP					
35	SPRING, FIRST TRIMMER VALVE	23013754	1	2	4	10
36	STOP, FIRST CLUTCH TRIMMER VALVE	23013432	1	2	4	10
47	VALVE, FOURTH CLUTCH TRIMMER	23014097	1	2	4	10
50	SPRING, TRIMMER VALVE	6833940	1	2	4	10
66	BOLT ASSY, SPECIAL, USED PRIOR TO S/N 10,300 ONLY.	6839696	1	2	4	10
71	SPRING, HOLD REGULATOR VALVE	6836784	1	2	4	10
75	VALVE, MANUAL SELECTOR, USED PRIOR TO S/N 10,300 ONLY.	6839695	1	2	4	10
75	VALVE, MANUAL SELECTOR, USED STARTING WITH S/N 10,300	6881013	1	2	4	10
79	SPRING, 1-2 SHIFT VALVE	6881061	1	2	4	10
82	VALVE, 2-3 SHIFT	6837618	1	2	4	10
84	SPRING, 2-3 SHIFT VALVE	23012951	1	2	4	10
88	VALVE, 3-4 SHIFT	6880987	1	2	4	10
89	VALVE, 3-4 MODULATOR	6837621	1	2	4	10
90	SPRING, 3-4 SHIFT VALVE	6880991	1	2	4	10
99	SPRING, TRIMMER REGULATOR, WHEN REPLACING 6770763 SPRING WITH 6880246 SPRING ALSO ORDER 6880188 STOP	6880246	1	2	4	10
100	STOP, TRIMMER REGULATOR VALVE, USE WITH 6880246 SPRING	6880188	1	2	4	10

GROUP V

CONTROL VALVE, FIGURE 17
2100-2200 ENGINE RPM GOVERNED SPEED-CONVENTIONAL
SAME AS GROUP A, EXCEPT FOR PARTS LISTED BELOW

1	KIT, CONTROL VALVE, GOVERNOR AND LOW SHIFT VALVE... 6882387 KIT CONSISTS OF 23019507 CONTROL VALVE, 6881462 GOVERNOR, I.D. NO. 462 AND 6880148 LOW SHIFT VALVE. SEE SPI 22TR73 AND S869 IN THE BACK OF THIS CATALOG. 6881003 STILL USED PRIOR TO S/N 10,300.	6882387	1	2	4	10
2	VALVE, LUBRICATION	23017184	1	2	4	10

CONTINUED ON NEXT PAGE

GROUP V CONT

CONTROL VALVE, FIGURE 17

2100-2200 ENGINE RPM GOVERNED SPEED CONVENTIONAL
SAME AS GROUP A, EXCEPT FOR PARTS LISTED BELOW

REF NO	NOMENCLATURE	PART NO	REQ	RECOMMENDED SPARES FOR UNITS		
				1-25	26-50	51-200
7	PLATE, OIL TRANSFER, USED PRIOR TO S/N 10,300..... 6880818 PLATE MAYBE REPLACED WITH 6882387 CONTROL VALVE, GOVERNOR AND LOW SHIFT VALVE KIT	6880818	1	1	2	4
7	KIT, OIL TRANSFER PLATE, USED STARTING WITH..... S/N 10,300. KIT CONSISTS OF 1-23010001 PLATE AND 1-23018646 INSTRUCTION SHEET #202.	23018645	1	1	2	5
9	BALL, 1/4	23045388	1	2	4	10
10	BALL, 1/4, USED IN 6838304 AND 6838306	23045388	1	2	4	10
	VALVE BODY ASSY ONLY					
11	BALL, 5/16	23018495	1	2	4	10
16	BALL, 1/4, USED STARTING WITH S/N 56538	23045388	1	2	4	10
	IN VALVE ASSY'S 6881790 AND 23019507 ONLY. ALSO USED WITH 23016508 PLATE.					
21	SPRING, MODULATOR VALVE	23012948	1	2	4	10
25	PLATE, SEPARATOR, USED PRIOR TO S/N 10,300	6839727	1			
	6839727 PLATE MAYBE REPLACED WITH 6882387 CONTROL VALVE, GOVERNOR AND LOW SHIFT VALVE KIT.					
25	PLATE, SEPARATOR, USED STARTING WITH S/N 10,300	23016508	1	1	2	4
	23016508 PLATE MUST BE USED WITH 23018645 OIL TRANSFER PLATE KIT AND HAVE A 23015388 BALL AT THE #16 LOCATION.					
26	BODY, CONTROL VALVE, USED STARTING WITH..... S/N 10,300. REPLACE 6839735 BODY WITH 6838327 CONTROL VALVE, GOVERNOR AND LOW SHIFT VALVE KIT. PRIOR TO S/N 2510086868 WHEN REPLACING 6771759 BODY WITH 23017828 BODY ALSO REPLACE 1-6833889 TRIMMER REGULATOR VALVE WITH 1-23017751 TRIMMER REGULATOR VALVE AND 1-6880188 STOP WITH 1-23017752 STOP.	23017828	1	1	2	3
27	VALVE, THIRD CLUTCH TRIMMER, USED PRIOR TO	23016686				
	S/N 10,300 ONLY.					
27	VALVE, THIRD CLUTCH TRIMMER, USED STARTING	23014097	1	2	4	10
	WITH S/N 10,300.					
29	SPRING TRIMMER VALVE, SEC. USED STARTING	6880118	1	2	4	10
	WITH S/N 10,300.					
30	SPRING, TRIMMER VALVE, USED PRIOR TO	6839271	1	2	4	10
	S/N 10,300.					
30	SPRING, TRIMMER VALVE, PRIM. USED STARTING	23012937	1	2	4	10
	WITH S/N 10,300.					
31	STOP, THIRD CLUTCH TRIMMER, USED PRIOR TO	6835734	1			
	S/N 10,300.					
31	STOP, THIRD CLUTCH TRIMMER, USED STARTING	6839122	1	2	4	10
	WITH S/N 10,300					
32	VALVE, FIRST AND REVERSE CLUTCH TRIMMER.....	23016686	1			
	USED PRIOR TO S/N 10,300 ONLY.					
32	VALVE, FIRST AND REVERSE CLUTCH TRIMMER.....	23014097	1	2	4	10
	USED STARTING WITH S/N 10,300.					
37	VALVE, SECOND CLUTCH TRIMMER, USED PRIOR	23016686	1			
	TO S/N 10,300 ONLY.					
37	VALVE, SECOND CLUTCH TRIMMER, USED STARTING	23014097	1	2	4	10
	WITH S/N 10,300.					
39	SPRING, TRIMMER VALVE, SEC. USED STARTING	6880118	1	2	4	10
	WITH S/N 10,300					
40	SPRING, TRIMMER VALVE. USED PRIOR TO .6.....	6839271				
	S/N 10,300 ONLY					
40	SPRING, TRIMMER VALVE, PRIM. USED STARTING	23012937	1	2	4	10
	WITH S/N 10,300					

CONTINUED ON NEXT PAGE

GROUP V CONT

CONTROL VALVE, FIGURE 17

2100-2200 ENGINE RPM GOVERNED SPEED CONVENTIONAL
SAME AS GROUP A, EXCEPT FOR PARTS LISTED BELOW

REF NO	NOMENCLATURE	PART NO	REQ	RECOMMENDED SPARES FOR UNITS		
				1-25	26-50	51-200
41	STOP, SECOND CLUTCH TRIMMER VALVE, USED PRIOR TO S/N 10,300 ONLY	6835734	1			
41	STOP, SECOND CLUTCH TRIMMER VALVE, USED STARTING WITH S/N 10,300	6839122	1	2	4	10
47	VALVE, FOURTH CLUTCH TRIMMER. USED PRIOR TO S/N 10,300.	23016686	1			
47	VALVE, FOURTH CLUTCH TRIMMER, USED STARTING WITH S/N 10,300.	23014097	1	2	4	10
49	SPRING, TRIMMER VALVE, SEC. USED STARTING WITH S/N 10,300	6880118	1	2	4	10
50	SPRING, TRIMMER VALVE, PRIM.. USED STARTING WITH S/N 10,300	23012937	1	2	4	10
51	STOP, FOURTH CLUTCH TRIMMER VALVE, USED PRIOR TO S/N 10,300.	6835734	1			
51	STOP, FOURTH CLUTCH TRIMMER VALVE, USED STARTING WITH S/N 10,300.	6839122	1	2	4	10
66	BOLT, SPECIAL, 3/8-16 X 3/4, USED PRIOR TO..... S/N 10,300 ONLY	6839696	2	4	10	
71	SPRING, HOLD REGULATOR	6838368	1	2	4	10
75	VALVE, MANUAL SELECTOR, USED PRIOR TO..... S/N 10,300	6839695	1	2	4	10
75	VALVE, MANUAL SELECTOR. USED STARTING WITH S/N 10,300.	6881013	1	2	4	10
77	VALVE, 1-2 SHIFT	6836856	1	2	4	10
78	VALVE, 1-2 MODULATOR	6838412	1	2	4	10
79	SPRING, 1-2 SHIFT	6838366	1	2	4	10
82	VALVE, 2-3 SHIFT	6837623	1	2	4	10
83	VALVE, 2-3 MODULATOR	6836859	1	2	4	10
84	SPRING, 2-3 SHIFT VALVE.....	6838357	1	2	4	10
88	VALVE, 3-4 SHIFT	6880986	1	2	4	10
89	VALVE, 3-4 MODULATOR	6837625	1	2	4	10
90	SPRING, 3-4 SHIFT VALVE.....	23012949	1	2	4	10

GROUP W

CONTROL VALVE, FIGURE 17

2600-2700 ENGINE RPM GOVERNED SPEED-CONVENTIONAL
SAME AS GROUP A, EXCEPT FOR PARTS LISTED BELOW

I	VALVE ASSY, CONTROL, NOT SERVICED AS AN..... ASSEMBLY, ORDER DETAIL PARTS. SEE SP 122TR73.	6881791 **	1			
7	PLATE, OIL TRANSFER, USED PRIOR TO S/N 10,300..... 6880818 MAYBE REPLACED WITH 6882389 KIT.	6880818	1	1	2	4
7	KIT, OIL TRANSFER PLATE, USED STARTING WITH..... S/N 10,300. KIT CONSISTS OF 23010001 PLATE AND 1-23018646 INSTRUCTION SHEET #202.	23018645	1	1	2	5
9	BALL, 1/4.....	23045388	1	2	4	10
10	BALL, 1/4, USED IN 6838304 AND 6838306 VALVE ASSY ONLY	23045388	1	2	4	10
111	BALL, 5/16	23018495	1	2	4	10
16	BALL, 1/4, USED STARTING WITH S/N 56538..... IN 6881791 VALVE ASSY ONLY. ALSO USED WITH 23016508 PLATE.	23045388	1	2	4	10
21	SPRING, MODULATOR VALVE	23012948	1	2	4	10

CONTINUED ON NEXT PAGE

** SERVICED ONLY AS DETAILS - NOT AVAILABLE AS AN ASSEMBLY

GROUP W CONT

CONTROL VALVE, FIGURE 17

2400 ENGINE RPM GOVERNED SPEED HI TORQ RISE
SAME AS GROUP A, EXCEPT FOR PARTS LISTED BELOW

REF NO	NOMENCLATURE	PART NO	REQ	RECOMMENDED SPARES FOR UNITS		
				1-25	26-50	51-200
25	PLATE, SEPARATOR, USED PRIOR TO S/N 2587 EXCEPT..... FOR S/N 2291-2299, 2410-2422 AND 2458-2476. 6838080 OR 6880192 SEPARATOR PLATE MAY BE REPLACED WITH 6881791 VALVE ASSY DETAIL PARTS	6880192	1	2	4	10
25	PLATE, SEPARATOR, USED ON S/N 2587 THRU 10,300 AND INCLUDES S/N 2291-2299, 2410-2422 AND 2458-2476. 6839727 PLATE MAY BE REPLACED WITH 6881791 VALVE ASSY DETAIL PARTS.	6839727	1			
25	PLATE, SEPARATOR, USED STARTING WITH S/N 10,300..... 23016508 PLATE MUST BE USED WITH 23010001 OIL TRANSFER PLATE AND HAVE A 23015476 BALL AT THE A16 LOCATION.	23016508	1	1	2	4
26	BODY, CONTROL VALVE USED STARTING WITH S/N 10,300. REPLACE 6838318 OR 6839735 BODY WITH 6881791 VALVE ASSY DETAIL PARTS. PRIOR TO S/N 2410086868 WHEN REPLACING 6881759 BODY WITH 23017828 BODY ALSO REPLACE 6833889 TRIMMER REGULATOR VALVE WITH 23017751 TRIMMER REGULATOR VALVE AND 6880188 STOP WITH 23017752 STOP.	23017828	1	1	2	3
27	VALVE, THIRD CLUTCH TRIMMER, USED PRIOR TO S/N 10,300 ONLY	23016686	1			
27	VALVE, THIRD CLUTCH TRIMMER, USED STARTING WITH S/N 10,300.	23014097	1	2	4	10
29	SPRING TRIMMER VALVE, SEC. USED STARTING WITH S/N 10,300.	6880118	1	2	4	10
30	SPRING, TRIMMER VALVE, USED PRIOR TO S/N 10,300.	6839271	1	2	4	to0
30	SPRING, TRIMMER VALVE, PRIM. USED STARTING WITH S/N 10,300.	23012937	1	2	4	10
31	STOP, THIRD CLUTCH TRIMMER, USED PRIOR TO S/N 10,300.	6835734	1			
31	STOP, THIRD CLUTCH TRIMMER, USED STARTING WITH S/N 10,300	6839122	1	2	4	10
32	VALVE, FIRST AND REVERSE CLUTCH TRIMMER USED PRIOR TO S/N 10,300 ONLY.	23016686	1			
32	VALVE, FIRST AND REVERSE CLUTCH TRIMMER USED STARTING WITH S/N 10,300.	23014097	1	2	4	10
37	VALVE, SECOND CLUTCH TRIMMER, USED PRIOR TO S/N 10,300 ONLY.	23016686	1			
37	VALVE, SECOND CLUTCH TRIMMER, USED STARTING WITH S/N 10,300.	23014097	1	2	4	10
39	SPRING, TRIMMER VALVE, SEC. USED STARTING WITH S/N 10,300	6880118	1	2	4	10
40	SPRING, TRIMMER VALVE, USED PRIOR TO S/N S/N 10,300 ONLY.	6839271	1			
40	SPRING, TRIMMER VALVE, PRIM. USED STARTING WITH S/N 10,300	23012937	1	2	4	10
41	STOP, SECOND CLUTCH TRIMMER VALVE, USED PRIOR 10 S/N 10,300 ONLY	6835734	1			
41	STOP, SECOND CLUTCH TRIMMER VALVE, USED STARTING WITH S/N 10,300	6839122	1	2	4	10
47	VALVE, FOURTH CLUTCH TRIMMER. USED PRIOR TO S/N 10,300.	23016686	1			
47	VALVE, FOURTH CLUTCH TRIMMER, USED STARTING WITH S/N 10,300.	23014097	1	2	4	10
49	SPRING, TRIMMER VALVE, SEC, USED STARTING WITH S/N 10,300	6880118	1	2	4	10
50	SPRING, TRIMMER VALVE, PRIM. USED STARTING WITH S/N 10,300	23012937	1	2	4	10

GROUP W CONT

CONTROL VALVE, FIGURE 17

2600-2700 ENGINE RPM GOVERNED SPEED CONVENTIONAL
SAME AS GROUP A, EXCEPT FOR PARTS LISTED BELOW

REF NO	NOMENCLATURE	PART NO	REQ	RECOMMENDED SPARES FOR UNITS		
				1-25	26-50	51-200
51	STOP, FOURTH CLUTCH TRIMMER VALVE, USED PRIOR TO S/N 10,300.	6835734	1			
51	STOP, FOURTH CLUTCH TRIMMER VALVE, USED STARTING WITH S/N10, 300.	6839122	1	2	4	10
66	BOLT, SPECIAL, 3/8-16 X 3/4, USED PRIOR TO S/N 10,300 ONLY	6839696	1	2	4	10
71	SPRING, HOLD REGULATOR VALVE	6880320	1	2	4	10
75	VALVE, MANUAL SELECTOR, USED PRIOR TO S/N 10,300	6839695	1	2	4	10
75	VALVE, MANUAL SELECTOR. USED STARTING WITH S/N 10,300.	6881013	1	2	4	10
77	VALVE, 1-2 SHIFT	6836856	1	2	4	10
78	VALVE, 1-2 MODULATOR	6838412	1	2	4	10
79	SPRING, 1-2 SHIFT VALVE	6884953	1	2	4	10
82	VALVE, 2-3 SHIFT	6837623	1	2	4	10
83	VALVE, 2-3 MODULATOR	6836859	1	2	4	10
84	SPRING, 2-3 SHIFT VALVE	6884951	1	2	4	10
88	VALVE, 3-4 SHIFT	6880986	1	2	4	10
89	VALVE, 3-4 MODULATOR	6837625	1	2	4	10
90	SPRING, 3-4 SHIFT VALVE, USED IN 6880817 CONTROL VALVE ONLY.	6880992	1	2	4	10
90	SPRING, 3-4 SHIFT VALVE, USED IN 6881791 CONTROL VALVE ASSY ONLY.	6884947	1	2	4	10

GROUP X

CONTROL VALVE, FIGURE 17

2100-2200 ENGINE RPM GOVERNED SPEED-CNVT. NO 1ST L.U.
SAME AS GROUP A, EXCEPT FOR PARTS LISTED BELOW

1	VALVE ASSY, CONTROL, NOT SERVICED AS AN 23010734 ** ASSY ORDER DETAIL PARTS.....6882210 KIT STILL USED PRIOR TO S/N 10,300.		1			
7	PLATE, OIL TRANSFER, USED PRIOR TO S/N 10,300.....6880818 6880818 PLATE MAYBE REPLACED WITH 23010734 VALVE ASSY DETAIL PARTS.		1	1	2	4
7	KIT, OIL TRANSFER PLATE, USED STARTING WITH.....23018645 S/N 10,300.KIT CONSISTS OF 1-23010001 PLATE AND 1-23018646 INSTRUCTION SHEET #202.		1	1	2	5
9	BALL, 1/4, STARTING WITH S/N 5653823045388 IN VALVE ASSY 23010734 ONLY		1	2	4	10
11	BALL, 5/16, STARTING WITH S/N 5653823018495 IN VALVE ASSY 23010734 ONLY		1	2	4	10
16	BALL, 1/4, STARTING WITH S/N 5653823045388 IN VALVE ASSY 23010734 ONLY ALSO USED WITH 23016512 PLATE.		1	2	4	10
21	SPRING, MODULATOR VALVE, USED PRIOR TO6838077 S/N 10,300		1			
21	SPRING, MODULATOR VALVE, USED STARTING6880980 WITH S/N 10,300		1	2	4	10
25	PLATE, SEPARATOR, USED PRIOR TO S/N 10,300.....6881145 6881145 PLATE MAYBE REPLACED WITH 23010734 VALVE ASSY DETAIL PARTS.		1			

CONTINUED ON NEXT PAGE

** SERVICED ONLY AS DETAILS - NOT AVAILABLE AS AN ASSEMBLY

GROUP X CONT
 CONTROL VALVE, FIGURE 17
 2100-2200 ENGINE RPM GOVERNED SPEED CNVT. NO 1 ST^TL.U.
 SAME AS GROUP A, EXCEPT FOR PARTS LISTED BELOW

REF NO	NOMENCLATURE	PART NO	REQ	RECOMMENDED SPARES FOR UNITS		
				1-25	26-50	51-200
25	PLATE, SEPARATOR, USED STARTING WITH S/N 10,300. 23016512 PLATE MUST BE USED WITH 23010001 OIL TRANSFER PLATE AND HAVE A 23015476 BALL AT THE #16 LOCATION.	23016512	1	1	2	4
26	BODY, CONTROL VALVE, USED PRIOR TO S/N 10,300. 6839734 BODY MAY BE REPLACED WITH 23010734 VALVE ASSY DETAIL PARTS.	6839734	1			
26	BODY, CONTROL VALVE, USED STARTING WITH S/N 10,300. PRIOR TO S/N 2510086868 WHEN REPLACING 6885199 BODY WITH 23017825 BODY ALSO REPLACE 6833889 TRIMMER REGULATOR VALVE WITH 23017751 TRIMMER REGULATOR VALVE AND 6880188 STOP WITH 23017752 STOP.	23017825	1	1	2	3
29	SPRING, TRIMMER VALVE, SEC USED IN 23010734 VALVE ASSY ONLY.	6880118	1	2	4	10
30	SPRING, TRIMMER VALVE.....	23012937	1	2	4	10
31	STOP, THIRD CLUTCH TRIMMER VALVE, USED IN 6881793 VALVE ASSY ONLY.	6835734	1			
31	STOP, THIRD CLUTCH TRIMMER VALVE, USED IN 23010734 VALVE ASSY ONLY.	6839122	1	2	4	10
39	SPRING, TRIMMER VALVE, SEC, USED IN 23010734 VALVE ASSY ONLY.	6883300	1	2	4	10
40	SPRING, TRIMMER VALVE, PRIM.....	6839271	1	2	4	10
41	STOP, SECOND CLUTCH TRIMMER VALVE, USED..... IN 6881793 VALVE ASSY ONLY.	6835734	1			
41	STOP, SECOND CLUTCH TRIMMER VALVE, USED IN 23010734 VALVE ASSY ONLY.	6839122	1	2	4	10
49	SPRING, TRIMMER VALVE, SEC, USED IN 23010734 VALVE ASSY ONLY.	6880118	1	2	4	10
50	SPRING, TRIMMER VALVE, PRIM.....	23012937	1	2	4	10
51	STOP, FOURTH CLUTCH TRIMMER VALVE USED IN 6881793 VALVE ASSY ONLY.	6835734	1			
51	STOP, FOURTH CLUTCH TRIMMER VALVE, USED IN 23010734 VALVE ASSY ONLY.	6839122	1	2	4	10
71	SPRING, HOLD REGULATOR	6837540	1	2	4	10
79	SPRING, 1-2 SHIFT VALVE	23017031	1	2	4	10
84	SPRING, 2-3 SHIFT VALVE, USED IN 23010734 VALVE ASSY ONLY.	6838357	1	2	4	10
88	VALVE, 3-4 SHIFT, USED IN 6881793 VALVE ASSY ONLY.	6836855	1	2	4	10
90	SPRING, 3-4 SHIFT VALVE.....	23017049	1	2	4	10

GROUP Y
 CONTROL VALVE, FIGURE 17
 2100-2200 ENGINE RPM GOVERNED SPEED-COACH
 SAME AS GROUP A, EXCEPT FOR PARTS LISTED BELOW

1	KIT, CONTROL VALVE AND GOVERNOR, 6882378 KIT..... CONSISTS OF 6881798 CONTROL VALVE AND 6881461 GOVERNOR, I.D. NO 461. 6881834 KIT STILL USED PRIOR TO S/N 10,300.	6882378	1	2	4	10
7	PLATE, OIL TRANSFER, USED PRIOR TO S/N 10,300..... 6839726 PLATE MAYBE REPLACE WITH 6882378 CONTROL VALVE AND GOVERNOR KIT.	6839726	1			
7	KIT, OIL TRANSFER PLATE, USED STARTING WITH..... S/N 10,300.	23018645	1	1	2	4

CONTINUED ON NEXT PAGE

GROUP Y CONT

CONTROL VALVE, FIGURE 17

2100-2200 ENGINE RPM GOVERNED SPEED COACH
SAME AS GROUP A, EXCEPT FOR PARTS LISTED BELOW

REF NO	NOMENCLATURE	PART NO	REQ	RECOMMENDED SPARES FOR UNITS		
				1-25	26-50	51-200
21	SPRING, MODULATOR VALVE, USED PRIOR TO S/N 10,300	6838077	1	2	4	10
21	SPRING, MODULATOR VALVE, USED STARTING WITH S/N 10,300	6880980	1	2	4	10
25	PLATE, SEPARATOR, USED PRIOR TO S/N 10,300. 6881145 PLATE MAYBE REPLACED WITH 6882378 CONTROL VALVE AND GOVERNOR KIT.	6881145	1			
25	PLATE, SEPARATOR, USED STARTING WITH S/N 10,300.	6881756	1	1	2	5
26	BODY KIT, CONTROL. REPLACE 6839734 BODY..... WITH 6832378 CONTROL VALVE AND GOVERNOR KIT.	6839734	1			
26	BODY, CONTROL VALVE, USED STARTING WITH..... S/N 10,300.	6885199	1	1	2	3
29	SPRING, TRIMMER VALVE, SEC.....	6885166	1	2	4	10
30	SPRING, TRIMMER VALVE PRIM.....	6880045	1	2	4	10
31	STOP, THIRD CLUTCH TRIMMER VALVE.....	6839122	1	2	4	10
39	SPRING, TRIMMER VALVE, SEC.....	6885166	1	2	4	10
40	SPRING, TRIMMER VALVE PRIM.....	6880045	1	2	4	10
41	STOP, SECOND CLUTCH TRIMMER VALVE.....	6839122	1	2	4	10
49	SPRING, TRIMMER VALVE, SEC.....	6880118	1	2	4	10
50	SPRING, TRIMMER VALVE PRIM.....	6880045	1	2	4	10
51	STOP, FOURTH CLUTCH TRIMMER VALVE.....	6839122	1	2	4	10
71	SPRING, HOLD REGULATOR.....	6837540	1	2	4	10
79	SPRING, 1/2 SHIFT VALVE.....	23017031	1	2	4	10
90	SPRING, 3-4 SHIFT VALVE.....	23017049	1	2	4	10
99	NOT USED IN THIS GROUP					

GROUP Z

CONTROL VALVE, FIGURE 17

2300-2500 ENGINE RPM GOVERNED SPEED-CONVENTIONAL
SAME AS GROUP A, EXCEPT FOR PARTS LISTED BELOW

1	KIT, CONTROL VALVE, GOVERNOR AND LOW SHIFT VALVE... 6882388 KIT CONSISTS OF 23019508 CONTROL VALVE, 6881463 GOVERNOR, I.D. NO.. 463 AND 6880149 LOW SHIFT VALVE. 6882211 KIT STILL USED PRIOR TO S/N 10,300	6882388	1	2	4	10
2	VALVE, LUBRICATION.....	23017184	1	2	4	10
7	PLATE, OIL TRANSFER, USED PRIOR TO S/N 10,300..... 6880818 PLATE MAYBE REPLACED WITH 6882388 KIT.	6880818	1	1	2	4
7	KIT, OIL TRANSFER PLATE, USED STARTING WITH..... S/N 10,300. KIT CONSISTS OF 1-23010001 PLATE AND 1-23018646 INSTRUCTION SHEET #202.	23018645	1	1	2	4
9	BALL, 1/4.....	23045388	1	2	4	10
10	BALL, 1/4, USED IN 6838304 AND 6838306..... VALVE BODY ASSY ONLY	23045388	1	2	4	10
11	BALL, 5/16.....	23018495	1	2	4	10
16	BALL, 1/4, USED STARTING WITH S/N 56538..... IN 6881791 AND 23019508 VALVE ASSY'S ONLY. ALSO USED WITH 23016508 PLATE.	23045388	1	2	4	10
21	SPRING, MODULATOR.....	23012948	1	2	4	10
25	PLATE, SEPARATOR, USED PRIOR TO S/N 10,300..... 6880192 PLATE MAYBE REPLACED WITH 6882388 CONTROL VALVE, GOVERNOR AND LOW SHIFT VALVE KIT	6880192	1			

CONTINUED ON NEXT PAGE

GROUP Z CONT

CONTROL VALVE, FIGURE 17

2400 ENGINE RPM GOVERNED SPEED CONVENTIONAL
SAME AS GROUP A, EXCEPT FOR PARTS LISTED BELOW

REF NO	NOMENCLATURE	PART NO	REQ	RECOMMENDED SPARES FOR UNITS		
				1-25	26-50	51-200
25	PLATE, SEPARATOR, USED STARTING WITH S/N 10,300 23016508 MUST BE USED WITH 23019645 OIL TRANSFER PLATE KIT AND HAVE A 23045388 BALL AT THE #16 LOCATION.	23016508	1	1	2	5
26	BODY, CONTROL VALVE, USED STARTING WITH S/N 10,300. REPLACE 6839735 BODY WITH 6882388 CONTROL VALVE, GOVERNOR AND LOW SHIFT VALVE KIT. PRIOR TO S/N 2510086868 WHEN REPLACING 6881759 BODY WITH 23017828 BODY ALSO REPLACE 1-6833889 TRIMMER REGULATOR VALVE WITH 1-23017751 TRIMMER REGULATOR VALVE AND. 1 0188 STOP WITH 1-23017752 STOP.	23017828	1	1	2	3
27	VALVE, THIRD CLUTCH TRIMMER, USED PRIOR TO S/N 10,300 ONLY.	23016686	1			
27	VALVE, THIRD CLUTCH TRIMMER, USED STARTING WITH S/N 10,300.	23014097	1	2	4	10
29	SPRING TRIMMER VALVE, SEC. USED STARTING WITH S/N 10,300.	6880118	1	2	4	10
30	SPRING, TRIMMER VALVE, USED PRIOR TO S/N 10,300.	6839271	1	2	4	10
30	SPRING, TRIMMER VALVE, PRIM. USED STARTING WITH S/N 10,300.	23012937	1	2	4	10
31	STOP, THIRD CLUTCH TRIMMER, USED PRIOR TO S/N 10,300.	6835734	1			
31	STOP, THIRD CLUTCH TRIMMER, USED STARTING WITH S/N 10,300	6839122	1	2	4	10
32	VALVE, FIRST AND REVERSE CLUTCH TRIMMER USED PRIOR TO S/N 10,300 ONLY.	23016686	1			
32	VALVE, FIRST AND REVERSE CLUTCH TRIMMER USED STARTING WITH S/N 10,300.	23014097	1	2	4	10
37	VALVE, SECOND CLUTCH TRIMMER, USED PRIOR TO S/N 10,300 ONLY.	23016686	1			
37	VALVE, SECOND CLUTCH TRIMMER, USED STARTING WITH S/N 10,300.	23014097	1	2	4	10
39	SPRING, TRIMMER VALVE, SEC. USED STARTING WITH S/N 10,300	6880118	1	2	4	10
40	SPRING, TRIMMER VALVE. USED PRIOR TO S/N 10,300 ONLY	6839271	1			
40	SPRING, TRIMMER VALVE, PRIM. USED STARTING WITH S/N 10,300	23012937	1	2	4	10
41	STOP, SECOND CLUTCH TRIMMER VALVE, USED PRIOR TO S/N 10,300 ONLY	6835734	1			
41	STOP, SECOND CLUTCH TRIMMER VALVE, USED STARTING WITH S/N 10,300	6839122	1	2	4	10
47	VALVE, FOURTH CLUTCH TRIMMER.. USED PRIOR TO S/N 10,300.	23016686	1			
47	VALVE, FOURTH CLUTCH TRIMMER, USED STARTING WITH S/N 10,300.	23014097	1	2	4	10
49	SPRING, TRIMMER VALVE, SEC. USED STARTING WITH S/N 10,300	6880118	1	2	4	10
50	SPRING, TRIMMER VALVE, PRIM. USED STARTING WITH S/N 10,300	23012937	1	2	4	10
51	STOP, FOURTH CLUTCH TRIMMER VALVE, USED PRIOR TO S/N 10,300.	6835734	t			
51	STOP, FOURTH CLUTCH TRIMMER VALVE, USED STARTING WITH S/N 10,300.	6839122	1	2	4	10
66	BOLT, SPECIAL, 3/8-16 X 3/4, USED PRIOR TO S/N 10,300 ONLY	6839696	1	2	4	10
71	SPRING, HOLD REGULATOR.....	6836977	1	2	4	10

CONTINUED ON NEXT PAGE
COPYRIGHT 1985 GENERAL MOTORS CORP.

08-01-85

GROUP Z CONT

CONTROL VALVE, FIGURE 17

2300-2500 ENGINE RPM GOVERNED SPEED CONVENTIONAL
SAME AS GROUP A, EXCEPT FOR PARTS LISTED BELOW

REF NO	NOMENCLATURE	PART NO	REQ	RECOMMENDED SPARES FOR UNITS		
				1-25	26-50	51-200
75	VALVE, MANUAL SELECTOR, USED PRIOR TO S/N 10,300	6839695	1	2	4	10
75	VALVE, MANUAL SELECTOR. USED STARTING WITH S/N 10,300.	6881013	1	2	4	10
77	VALVE, 1-2 SHIFT	6836856	1	2	4	10
78	VALVE, 1-2 MODULATOR	6838412	1	2	4	10
79	SPRING, 1-2 SHIFT VALVE	23012949	1	2	4	10
82	VALVE, 2-3 SHIFT	6837623	1	2	4	10
83	VALVE, 2-3 MODULATOR	6836859	1	2	4	10
84	SPRING, 2-3 SHIFT VALVE	6883665	1	2	4	10
88	VALVE, 3-4 SHIFT	6880986	1	2	4	10
89	VALVE, 3-4 MODULATOR	6837625	1	2	4	10
90	SPRING, 3-4 SHIFT VALVE	23013267	1	2	4	10

GROUP AA

CONTROL VALVE, FIGURE 17

2600-2700 ENGINE RPM GOVERNED SPEED-CNVT. NO 1 ST L.U.
SAME AS GROUP A, EXCEPT FOR PARTS LISTED BELOW

1	VALVE ASSY, CONTROL, NOT SERVICED AS AN ASSEMBLY. ORDER DETAIL PARTS.. SEE 15TR75.	23010735 **	1			
7	PLATE, OIL TRANSFER, 6838081 PLATE USED PRIOR TO S/N 2587 ONLY, EXCEPT FOR S/N 2291-2299, 2410-2422 AND 2458-2476. NOT USED IN 6881795 OR 6839754 VALVE BODY ASSY. 6838081 PLATE MAY BE REPLACED WITH 23010735 VALVE ASSY DETAIL PARTS.	6838081	1			
7	PLATE, OIL TRANSFER, USED PRIOR TO S/N 10,300. USED IN VALVE ASSY 6881290 FROM S/N 2587-10,300 AND INCLUDING S/N 2291-2299, 2410-2422 AND 2455-2476. 6839726 PLATE MAY BE REPLACED WITH 23010735 VALVE ASSY DETAIL PARTS.	6839726	1			
7	KIT, OIL TRANSFER PLATE, USED STARTING WITH S/N 10,300. KIT CONSISTS OF 1-23010001 PLATE AND 1-23018646 INSTRUCTION SHEET *202.	23018645	1	1	2	4
9	BALL, 1/4, USED STARTING WITH S/N 56538 IN VALVE ASSY 23010735 ONLY	23045388	1	2	4	10
11	BALL, 5/6, USED STARTING WITH S/N 56538 IN VALVE ASSY 23010735 ONLY	23018495	1	2	4	10
14	BALL, 1/4, USED IN 6881290 VALVE ASSY ONLY	23045388	1	2	4	10
16	BALL, 1/4, USED STARTING WITH S/N 56538 IN VALVE ASSY 23010735 ONLY. ALSO USED WITH 23016512 PLATE.	23045388	1	2	4	10
21	SPRING, MODULATOR VALVE	6838519	1	2	4	10
25	PLATE, SEPARATOR, USED IN 6881290 VALVE ASSY ONLY. 6881145 PLATE MAY BE REPLACED WITH 23010761 KIT.	6881173	1	1	2	5
25	PLATE, SEPARATOR, USED PRIOR TO S/N 10,300. 6881145 PLATE MAYBE REPLACED WITH 23010761 CONTROL VALVE AND GOVERNOR KIT. NOT USED IN 6881290 VALVE ASSY.	6881145	1			

CONTINUED ON NEXT PAGE

** SERVICED ONLY AS DETAIL PARTS - NOT AVAILABLE AS AN ASSEMBLY

GROUP AA CONT
 CONTROL VALVE, FIGURE 17
 2600-2700 ENGINE RPM GOVERNED SPEED-CNV. NO IST L.U.
 SAME AS GROUP A, EXCEPT FOR PARTS LISTED BELOW
 NOMENCLATURE PART NO

REF NO	DESCRIPTION	REQ	RECOMMENDED SPARES FOR UNITS		
			1-25	26-50	51-200
25	PLATE, SEPARATOR, USED STARTING WITH 23016512 S/N 10,300. NOT USED IN 6881290 VALVE ASSY. 23016512 PLATE MUST BE USED WITH 23010000 OIL TRANSFER PLATE AND HAVE A 23015476 BALL AT THE 116 LOCATION.	1	1	2	5
26	BODY, CONTROL VALVE, USED PRIOR TO S/N 10,300. 6839734 REPLACE 6836281 OR 6839734 CONTROL VALVE BODY WITH 23010735 VALVE ASSY DETAIL PARTS.	1			
26	BODY, CONTROL VALVE, USED STARTING WITH 23017825 S/N 10,300. PRIOR TO S/N 2510086868 WHEN REPLACING 6885199 BODY WITH 23017825 BODY ALSO REPLACE 6833889 TRIMMER REGULATOR VALVE WITH 23017751 TRIMMER REGULATOR VALVE AND 6880188 STOP WITH 23017752 STOP.	1			
29	SPRING, TRIMMER VALVE, SEC. USED IN 23010735..... 6880118 VALVE ASSY ONLY.	1	2	4	10
30	SPRING, TRIMMER VALVE, PRIM. USED IN 23012937 23010735 AND 6881295 VALVE ASSY ONLY.	1	2	4	10
31	STOP, THIRD CLUTCH TRIMMER VALVE, USED 6835734 IN 6881795 VALVE ASSY ONLY.	1			
31	STOP, THIRD CLUTCH TRIMMER VALVE, USED 6839122 IN 23010735 VALVE ASSY ONLY.	1	2	4	10
39	SPRING, TRIMMER VALVE, SEC. USED IN..... 6883300 23010735 VALVE ASSY ONLY.	1	2	4	10
40	SPRING, TRIMMER VALVE, PRIM..... 6839271	1	2	4	10
41	STOP, SECOND CLUTCH TRIMMER VALVE, USED 6835734 IN 6881795 VALVE ASSY ONLY.	1			
41	STOP, SECOND CLUTCH TRIMMER VALVE, USED 6839122 IN 23010735 VALVE ASSY ONLY.	1	2	4	10
49	SPRING, TRIMMER VALVE, SEC. USED..... 6880118 IN 23010735 VALVE ASSY ONLY.	1	2	4	10
50	SPRING, TRIMMER VALVE, PRIM..... 23012937	1	2	4	10
51	STOP, FOURTH CLUTCH TRIMMER VALVE, USED..... 6835734 IN 6881795 VALVE ASSY ONLY.	1			
51	STOP, FOURTH CLUTCH TRIMMER VALVE, USED..... 6839122 IN 23010735 VALVE ASSY ONLY.	1	2	4	10
71	SPRING, HOLD REGULATOR, USED IN 6881290 VALVE 6836783 ASSY ONLY.				
71	SPRING, HOLD REGULATOR, NOT USED IN 6881290 6836867 VALVE ASSY.	1	2	4	10
79	SPRING, 1-2 SHIFT VALVE..... 23017043	1	2	4	10
84	SPRING, 2-3 SHIFT VALVE..... 6884946	1	2	4	10
90	SPRING, 3-4 SHIFT VALVE..... 23013267	1	2	4	10

GROUP AB
 CONTROL VALVE, FIGURE 17
 1950-2050 ENGINE RPM GOVERNED SPEED-CONVENTIONAL
 SAME AS GROUP A, EXCEPT FOR PARTS LISTED BELOW

1	VALVE ASSY, CONTROL, NOT SERVICED AS AN 23019511 ASSEMBLY, ORDER DETAIL PARTS.	1			
7	PLATE, OIL TRANSFER, USED PRIOR TO S/N 10,300..... 6839726	1			
7	KIT, OIL TRANSFER PLATE, USED STARTING WITH 23018645 S/N 10,300. KIT CONSISTS OF 1-23010001 PLATE AND 1-23018646 INSTRUCTION SHEET #202.	1	1	2	4

CONTINUED ON NEXT PAGE

* SERVICED ONLY AS DETAIL PARTS - NOT AVAILABLE AS AN ASSEMBLY

GROUP AB CONT
 CONTROL VALVE, FIGURE 17
 1950-2050 ENGINE RPM GOVERNED SPEED-CONVENTIONAL
 SAME AS GROUP A, EXCEPT FOR PARTS LISTED BELOW
 NOMENCLATURE PART NO

REF NO	NOMENCLATURE	PART NO	REQ	RECOMMENDED SPARES FOR UNITS		
				1-25	26-50	51-200
9	BALL, 1/4, USED STARTING WITH S/N 56538..... IN VALVE ASSY'S 6881796 AND 23019511 ONLY.	23045388	1	2	4	10
11	BALL, 5/16.....	23018495	1	2	4	10
14	BALL, 1/4, USED IN 6838312 VALVE BODY..... ASSY ONLY	23045388	1	2	4	10
16	BALL, 1/4, USED STARTING WITH S/N 56538..... IN VALVE ASSY'S 6881796 AND 23019511 ONLY.	23045388	1	2	4	10
21	SPRING, MODULATOR VALVE.....	6880980	1	2	4	10
25	PLATE, SEPARATOR, USED PRIOR TO S/N 10,300..... 6839731 PLATE MAYBE REPLACED WITH 23019511 VALVE ASSY DETAIL PARTS.	6839731				
25	PLATE, SEPARATOR, USED STARTING WITH S/N 10,300 6881754		1	1	2	5
26	BODY, CONTROL VALVE, USED PRIOR TO S/N..... 10,300. 6839734 BODY MAY BE REPLACED WITH 23019511 VALVE ASSY DETAIL PARTS.	6839734	1			
26	BODY, CONTROL VALVE, USED STARTING WITH S/N 10,300. PRIOR TO S/N 2510086868 WHEN REPLACING 6885199 BODY WITH 23017825 BODY ALSO REPLACE 1-6833889 TRIMMER REGULATOR VALVE WITH 1-23017751 TRIMMER REGULATOR VALVE AND 14880188 STOP WITH 1-23017752 STOP.	23017825	1	1	2	3
71	SPRING, HOLD REGULATOR.....	6836784	1	2	4	10
79	SPRING, 1-2 SHIFT VALVE.....	23018388	1	2	4	10
84	SPRING, 2-3 SHIFT VALVE.....	6884948	1	2	4	10
90	SPRING, 3-4 SHIFT VALVE.....	23013267	1	2	4	10

GROUP AC
 CONTROL VALVE, FIGURE 17
 2300 ENGINE RPM GOVERNED SPEED-CVNT. NO IST L.U.
 SAME AS GROUP A, EXCEPT FOR PARTS LISTED BELOW

1	VALVE ASSY, CONTROL. NOT SERVICED AS AN ASSEMBLY..... ORDER DETAIL PARTS	6881208 **				
7	PLATE, OIL TRANSFER, 6838081 OIL TRANSFER PLATE USED PRIOR TO S/N 2587 ONLY. EXCEPT FOR S/N 2291-2299, 2410-2422 AND 2458-2476	6838081				
7	PLATE, OIL TRANSFER, USED ON S/N 2587 THRU..... 10,300 AND INCLUDES S/N 2291-2299, 2410-2422 AND 2458-2476.	6839726	1	2	4	10
7	KIT, OIL TRANSFER PLATE, USED STARTING WITH S/N 10,300. KIT CONSISTS OF 1-23010001 PLATE AND 1-23018646 INSTRUCTION SHEET #202.	23018645	1	1	2	4
14	BALL, 1/4.....	23045388	1	2	4	10
25	PLATE, SEPARATOR.....	6881173	1	1	2	5
26	BODY, CONTROL VALVE, USED PRIOR TO S/N 10,300. 6839734..... REPLACE 6836281 OR 6839734 CONTROL VALVE BODY WITH 6881208 VALVE ASSY DETAIL PARTS.		1	1	2	3
26	BODY, CONTROL VALVE, USED STARTING WITH S/N 10,300. PRIOR TO S/N 2510086868 WHEN REPLACING 6885199 BODY WITH 23017825 BODY ALSO REPLACE 6833889 TRIMMER REGULATOR VALVE WITH 23017751 TRIMMER REGULATOR VALVE AND 6880188 STOP WITH 23017752 STOP.	23017825	1	1	2	3
71	SPRING, HOLD REGULATOR.....	6837539	1	2	4	10
79	SPRING, 1-2 SHIFT VALVE.....	23013267	1	2	4	10
90	SPRING, 3-4 SHIFT VALVE.....	23012954	1	2	4	10

* SERVICED ONLY AS DETAIL PARTS - NOT AVAILABLE AS AN ASSEMBLY

GROUP AD
 CONTROL VALVE, FIGURE 17
 2600 ENGINE RPM GOVERNED SPEED-CONVENTIONAL
 SAME AS GROUP A, EXCEPT FOR PARTS LISTED BELOW
 NOMENCLATURE PART NO

REF NO	NOMENCLATURE	PART NO	REQ	RECOMMENDED SPARES FOR UNITS		
				1-25	26-50	51-200
1	CONTROL VALVE ASSY, NOT SERVICED AS AN ASSEMBLY.....	6881171 **	1			
	ORDER DETAIL PARTS					
7	PLATE, OIL TRANSFER, 6838081 OIL TRANSFER PLATE 6838081 USED PRIOR TO S/N 2587 ONLY, EXCEPT FOR S/N 2291-2299, 2410-2422 AND 2458-2476. 6838081 OIL TRANSFER PLATE MAYBE REPLACED WITH 6881171 CONTROL VALVE ASSEMBLY DETAIL PARTS.		1	2	4	10
7	PLATE, OIL TRANSFER, USED ON S/N 2587 THRU..... 10,300 AND INCLUDES S/N 2291-2299, 2410-2422 AND 2458-2476. 6839726 PLATE MAYBE REPLACED WITH 6881171 CONTROL VALVE ASSEMBLY DETAIL PARTS.	6839726	1	2	4	10
7	KIT, OIL TRANSFER PLATE, USED STARTING WITH S/N 10,300. KIT CONSISTS OF 1-23010001 PLATE AND 1-23018646 INSTRUCTION SHEET #202.	23018645	1	1	2	5
9	BALL, 1/4.....	23045388	1	2	4	10
10	BALL, 1/4, USED IN 6838304 AND 6838306..... VALVE BODY ASSY ONLY	23045388	1	2	4	10
11	BALL, 5/16.....	23018495	1	2	4	10
14	BALL, 1/4.....	23045388	1	2	4	10
21	SPRING, MODULATOR VALVE.....	23012948	1	2	4	10
25	PLATE, SEPARATOR.....	6881174	1	1	2	5
26	BODY, CONTROL VALVE, USED STARTING WITH S/N 10,300. REPLACE 6838318 OR 6839735 BODY WITH 6881171 CONTROL VALVE ASSEMBLY DETAIL PARTS. PRIOR TO S/N 2510086868 WHEN REPLACING 6881759 BODY WITH 23017828 BODY ALSO REPLACE 6833889 TRIMMER REGULATOR VALVE WITH 23017751 TRIMMER REGULATOR VALVE AND 6880188 STOP WITH 23017752 STOP.	23017828	1	1	2	3
27	VALVE, THIRD CLUTCH TRIMMER, USED PRIOR TO S/N 10,300 ONLY.	23016686	1			
27	VALVE, THIRD CLUTCH TRIMMER, USED STARTING WITH S/N 10,300.	23014097	1	2	4	10
29	SPRING TRIMMER VALVE, SEC. USED STARTING..... WITH S/N 10,300.	6880118	1	2	4	10
30	SPRING, TRIMMER VALVE, USED PRIOR TO S/N 10,300.	6839271	1	2	4	10
30	SPRING, TRIMMER VALVE, PRIM. USED STARTING WITH S/N 10,300.	23012937	1	2	4	10
31	STOP, THIRD CLUTCH TRIMMER, USED PRIOR TO S/N 10,300.	6835734	1			
31	STOP, THIRD CLUTCH TRIMMER, USED STARTING WITH S/N 10,300	6839122	1	2	4	10
32	VALVE, FIRST AND REVERSE CLUTCH TRIMMER USED PRIOR TO S/N 10,300 ONLY.	23016686	1			
32	VALVE, FIRST AND REVERSE CLUTCH TRIMMER USED STARTING WITH S/N 10,300.	23014097	1	2	4	10
37	VALVE, SECOND CLUTCH TRIMMER, USED PRIOR TO S/N 10,300 ONLY.	23016686	1			
37	VALVE, SECOND CLUTCH TRIMMER, USED STARTING WITH S/N 10,300.	23014097	1	2	4	10
39	SPRING, TRIMMER VALVE, SEC. USED STARTING..... WITH S/N 10,300	6880118	1	2	4	10
40	SPRING, TRIMMER VALVE. USED PRIOR TO S/N 10,300 ONLY	6839271	1			
40	SPRING, TRIMMER VALVE, PRIM. USED STARTING WITH S/N 10,300	23012937	1	2	4	10

CONTINUED ON NEXT PAGE

** SERVICED ONLY AS DETAIL PARTS - NOT AVAILABLE AS AN ASSEMBLY

GROUP AD CONT
 CONTROL VALVE, FIGURE 17
 2600 ENGINE RPM GOVERNED SPEED-CONVENTIONAL
 SAME AS GROUP A, EXCEPT FOR PARTS LISTED BELOW
 NOMENCLATURE PART NO

REF NO	NOMENCLATURE	PART NO	REQ	RECOMMENDED SPARES FOR UNITS		
				1-25	26-50	51-200
41	STOP, SECOND CLUTCH TRIMMER VALVE, USED PRIOR TO S/N 10,300 ONLY	6835734	1			
41	STOP, SECOND CLUTCH TRIMMER VALVE, USED STARTING WITH S/N 10,300	6839122	1	2	4	10
47	VALVE, FOURTH CLUTCH TRIMMER. USED PRIOR TO S/N 10,300.	23016686	1			
47	VALVE, FOURTH CLUTCH TRIMMER, USED STARTING WITH S/N 10,300.	23014097	1	2	4	10
49	SPRING, TRIMMER VALVE, SEC. USED STARTING WITH S/N 10,300	6880118	1	2	4	10
50	SPRING, TRIMMER VALVE, PRIM. USED STARTING WITH S/N 10,300	23012937	1	2	4	10
51	STOP, FOURTH CLUTCH TRIMMER VALVE, USED PRIOR TO S/N 10,300.	6835734	1			
51	STOP, FOURTH CLUTCH TRIMMER VALVE, USED STARTING WITH S/N 10,300.	6839122	1	2	4	10
66	BOLT, SPECIAL, 3/8-16 X 3/4, USED PRIOR TO S/N 10,300 ONLY	6839696	1	2	4	10
71	SPRING, HOLD REGULATOR	6880320	1	2	4	10
75	VALVE, MANUAL SELECTOR, USED PRIOR TO S/N 10,300	6839695	1	2	4	10
75	VALVE, MANUAL SELECTOR. USED STARTING WITH S/N 10,300.	6881013	1	2	4	10
77	VALVE, 1-2 SHIFT	6836856	1	2	4	10
78	VALVE, 1-2 MODULATOR	6838412	1	2	4	10
79	SPRING, 1-2 SHIFT VALVE	6838357	1	2	4	10
82	VALVE, 2-3 SHIFT	6837623	1	2	4	10
83	VALVE, 2-3 MODULATOR	6836859	1	2	4	10
84	SPRING, 2-3 SHIFT VALVE	6838356	1	2	4	10
88	VALVE, 3-4 SHIFT	6880986	1	2	4	10
89	VALVE, 3-4 MODULATOR	6837625	1	2	4	10
90	SPRING, 3-4 SHIFT VALVE	23012954	1	2	4	10

GROUP AE
 CONTROL VALVE, FIGURE 17
 2300 ENGINE RPM GOVERNED SPEED-CONVENTIONAL
 SAME AS GROUP A, EXCEPT FOR PARTS LISTED BELOW

I	KIT, CONTROL VALVE, GOVERNOR AND LOW SHIFT VALVE. 6882228 6882228 KIT CONSISTS OF 6881172 CONTROL VALVE, 6881463 GOVERNOR, I.D. NO 463 AND 6880149 LOW SHIFT VALVE.	6882228	1	2	4	10
7	PLATE, OIL TRANSFER, 6838081 OIL TRANSFER PLATE 6838081 USED PRIOR TO S/N 2587 ONLY, EXCEPT FOR S/N 2291-2299, 2410-2422 AND 2458-2476. 6838081 OIL TRANSFER PLATE MAYBE REPLACED WITH 6882228 CONTROL VALVE, GOVERNOR AND LOW SHIFT VALVE KIT.	6838081	1			
7	PLATE, OIL TRANSFER, USED ON S/N 2587 THRU 10,300 AND INCLUDES S/N 2291-2299, 2410-2422 AND 2458-2476. 6839726 PLATE MAYBE REPLACED WITH 6882228 CONTROL VALVE, GOVERNOR AND LOW SHIFT VALVE KIT	6839726	1	2	4	10
7	KIT, OIL TRANSFER PLATE, USED STARTING WITH S/N 10,300. KIT CONSISTS OF 1-23010001 PLATE AND 1-23018646 INSTRUCTION SHEET #202.	23018645	1	1	2	5

CONTINUED ON NEXT PAGE

GROUP AE CONT
 CONTROL VALVE, FIGURE 17
 2300 ENGINE RPM GOVERNED SPEED-CONVENTIONAL
 SAME AS GROUP A, EXCEPT FOR PARTS LISTED BELOW
 NOMENCLATURE PART NO

REF NO	NOMENCLATURE	PART NO	REQ	RECOMMENDED SPARES FOR UNITS		
				1-25	26-50	51-200
9	BALL, 1/4.....	23045388	1	2	4	10
10	BALL, 1/4, USED IN 6838304 AND 6838306 23045388..... VALVE BODY ASSY ONLY		1	2	4	10
11	BALL, 5/16.....	23018495	1	2	4	10
14	BALL, 1/4.....	23045388	1	2	4	10
21	SPRING, MODULATOR VALVE.....	23012948	1	2	4	10
25	PLATE, SEPARATOR.....	6881174	1	1	2	5
26	BODY, CONTROL VALVE, USED STARTING WITH23017828 S/N 10,300. REPLACE 6838318 OR 6839735 BODY WITH 6882288 CONTROL VALVE, GOVERNOR AND LOW SHIFT VALVE KIT. PRIOR TO S/N 2510086868 WHEN REPLACING 6885199 BODY WITH 23017828 BODY ALSO REPLACE 6881759 TRIMMER REGULATOR VALVE WITH 23017751 TRIMMER REGULATOR VALVE AND 6880188 STOP WITH 23017752 STOP.		1	1	2	3
27	VALVE, THIRD CLUTCH TRIMMER, USED PRIOR TO23016686 S/N 10,300 ONLY.		1			
27	VALVE, THIRD CLUTCH TRIMMER, USED STARTING23014097 WITH S/N 10,300.		1	2	4	10
29	SPRING TRIMMER VALVE, SEC. USED STARTING.....6880118 WITH S/N 10,300.		1	2	4	10
30	SPRING, TRIMMER VALVE, USED PRIOR TO6839271 S/N 10,300.		1	2	4	10
30	SPRING, TRIMMER VALVE, PRIM. USED STARTING23012937 WITH S/N 10,300.		1	2	4	10
31	STOP, THIRD CLUTCH TRIMMER, USED PRIOR TO6835734 S/N 10,300.		1			
31	STOP, THIRD CLUTCH TRIMMER, USED STARTING6839122 WITH S/N 10,300		1	2	4	10
32	VALVE, FIRST AND REVERSE CLUTCH TRIMMER23016686 USED PRIOR TO S/N 10,300 ONLY.					
32	VALVE, FIRST AND REVERSE CLUTCH TRIMMER23014097 USED STARTING WITH S/N 10,300.		1	2	4	10
37	VALVE, SECOND CLUTCH TRIMMER, USED PRIOR23016686 TO S/N 10,300 ONLY.		1			
37	VALVE, SECOND CLUTCH TRIMMER, USED STARTING23014097 WITH S/N 10,300.		1	2	4	10
39	SPRING, TRIMMER VALVE, SEC. USED STARTING.....6880118 WITH S/N 10,300		1	2	4	10
40	SPRING, TRIMMER VALVE. USED PRIOR TO6839271 S/N 10,300 ONLY		1			
40	SPRING, TRIMMER VALVE, PRIM. USED STARTING23012937 WITH S/N 10,300		1	2	4	10
41	STOP, SECOND CLUTCH TRIMMER VALVE, USED6835734 PRIOR TO S/N 10,300 ONLY		1			
41	STOP, SECOND CLUTCH TRIMMER VALVE, USED6839122 STARTING WITH S/N 10,300		1	2	4	10
47	VALVE, FOURTH CLUTCH TRIMMER. USED PRIOR TO23016686 S/N 10,300.		1			
47	VALVE, FOURTH CLUTCH TRIMMER, USED STARTING23014097 WITH S/N 10,300.		1	2	4	10
49	SPRING, TRIMMER VALVE, SEC. USED STARTING.....6880118 WITH S/N 10,300		1	2	4	10
50	SPRING, TRIMMER VALVE, PRIM. USED STARTING23012937 WITH S/N 10,300		1	2	4	10
51	STOP, FOURTH CLUTCH TRIMMER VALVE, USED.....6835734 PRIOR TO S/N 10,300.		1			
51	STOP, FOURTH CLUTCH TRIMMER VALVE, USED.....6839122 STARTING WITH S/N 10,300.		1	2	4	10

CONTINUED ON NEXT PAGE

GROUP AE CONT
 CONTROL VALVE, FIGURE 17
 2300 ENGINE RPM GOVERNED SPEED-CONVENTIONAL
 SAME AS GROUP A, EXCEPT FOR PARTS LISTED BELOW
 NOMENCLATURE PART NO

REF NO	NOMENCLATURE	PART NO	REQ	RECOMMENDED SPARES FOR UNITS		
				1-25	26-50	51-200
66	BOLT, SPECIAL, 3/8-16 X 3/4, USED PRIOR TO..... S/N 10,300 ONLY	683696	1	2	4	10
71	SPRING, HOLD REGULATOR	6836977	1	2	4	10
75	VALVE, MANUAL SELECTOR, USED PRIOR TO	6839695	1	2	4	10
	S/N 10,300					
75	VALVE, MANUAL SELECTOR. USED STARTING	6881013	1	2	4	10
	WITH S/N 10,300.					
77	VALVE, 1-2 SHIFT.....	6836856	1	2	4	10
78	VALVE, 1-2 MODULATOR.....	6838412	1	2	4	10
79	SPRING, 1-2 SHIFT VALVE.....	23012954	1	2	4	10
82	VALVE, 2-3 SHIFT.....	6837623	1	2	4	10
83	VALVE, 2-3 MODULATOR.....	6836859	1	2	4	10
84	SPRING, 2-3 SHIFT VALVE.....	6834902	1	2	4	10
88	VALVE, 3-4 SHIFT.....	6880986	1	2	4	10
89	VALVE, 3-4 MODULATOR.....	6837625	1	2	4	10
90	SPRING, 3-4 SHIFT VALVE.....	6837454	1	2	4	10

GROUP AF
 CONTROL VALVE, FIGURE 17
 2300 ENGINE RPM GOVERNED SPEED CONVENTIONAL
 SAME AS GROUP A, EXCEPT FOR PARTS LISTED BELOW

1	KIT, CONTROL VALVE, GOVERNOR AND LOW SHIFT VALVE	6882215	1	2	4	10
	6882215 KIT CONSISTS OF 6881207 CONTROL VALVE, 6881462 GOVERNOR, I.D. NO. 462 AND 6838329 LOW SHIFT VALVE.					
9	BALL, 1/4, USED IN 6838307 AND 6838319.....	23045388	1	2	4	10
	VALVE BODY ASSY ONLY.					
10	BALL, 1/4, USED IN 6838307 VALVE BODY	23045388	1	2	4	10
	ASSY ONLY					
11	BALL, 5/16	23018495	1	2	4	10
14	BALL, 1/4.....	23045388	1	2	4	10
15	BALL, 1/4, USED IN 6838319 VALVE BODY	23045388	1	2	4	10
	ASSY ONLY.					
25	PLATE, SEPARATOR.....	6881212	1	1	2	5
26	BODY, CONTROL VALVE, REPLACE 6838319 BODY WITH.....	6839736	1	1	2	3
	6882215 CONTROL VALVE AND GOVERNOR KIT.					
30	SPRING, TRIMMER VALVE	6839271	1	2	4	10
34	NOT USED IN THIS GROUP					
35	SPRING, FIRST TRIMMER VALVE.....	23013754	1	2	4	10
36	STOP, FIRST CLUTCH TRIMMER VALVE.....	23013432	1	2	4	10
47	VALVE, FOURTH CLUTCH TRIMMER	6835920	1	2	4	10
50	SPRING, TRIMMER VALVE	6833940	1	2	4	10
66	BOLT ASSY, SPECIAL, USED PRIOR TO S/N 10,300	68396%96	1	2	4	10
	ONLY.					
71	SPRING, HOLD REGULATOR	6836785	1	2	4	10
75	VALVE, MANUAL SELECTOR, USED PRIOR TO	683995	1	2	4	10
	S/N 10,300 ONLY.					
75	VALVE, MANUAL SELECTOR, USED STARTING	6881013	1	2	4	10
	WITH S/N 10,300					
79	SPRING, 1-2 SHIFT VALVE.....	23012954	1	2	4	10
82	VALVE, 2-3 SHIFT.....	6837618	1	2	4	10
84	SPRING, 2-3 SHIFT VALVE.....	6838356	1	2	4	10
88	VALVE, 3-4 SHIFT.....	6880987	1	2	4	10
89	VALVE, 3-4 MODULATOR.....	6837621	1	2	4	10
90	SPRING, 3-4 SHIFT VALVE.....	23012954	1	2	4	10

CONTINUED ON NEXT PAGE

GROUP AF CONT
 CONTROL VALVE, FIGURE 17
 2300 ENGINE RPM GOVERNED SPEED CONVENTIONAL
 SAME AS GROUP A, EXCEPT FOR PARTS LISTED BELOW
 NOMENCLATURE PART NO

REF NO	NOMENCLATURE	PART NO	REQ	RECOMMENDED SPARES FOR UNITS		
				1-25	26-50	51-200
99	SPRING, TRIMMER REGULATOR, WHEN REPLACING 6770763 SPRING WITH 6880246 SPRING ALSO ORDER 6880188 STOP	6880246	1	2	4	10
100	STOP, TRIMMER REGULATOR VALVE, USE WITH 6880246 SPRING	6880188	1	2	4	10

GROUP AG
 CONTROL VALVE, FIGURE 17
 2100 ENGINE RPM GOVERNED SPEED-CONVENTIONAL
 SAME AS GROUP A, EXCEPT FOR PARTS LISTED BELOW

1	KIT, CONTROL VALVE, GOVERNOR AND LOW SHIFT VALVE. 6882229 6882229 KIT CONSISTS OF 6881209 CONTROL VALVE, 6881462 GOVERNOR, I.D. NO. 462 AND 6880148 LOW SHIFT VALVE.	6882229	1	2	4	10
7	PLATE, OIL TRANSFER, 6838081 OIL TRANSFER PLATE USED PRIOR TO S/N 2587 ONLY, EXCEPT FOR S/N 2291-2299, 2410-2422 AND 2458-2476. 6838081 OIL TRANSFER PLATE MAYBE REPLACED WITH 6882229 CONTROL VALVE, GOVERNOR AND LOW SHIFT VALVE KIT.	6838081	1			
7	PLATE, OIL TRANSFER, USED ON S/N 2587 THRU..... 10,300 AND INCLUDES S/N 2291-2299, 2410-2422 AND 2458-2476. 6839726 PLATE MAYBE REPLACED WITH 6882229 CONTROL VALVE, GOVERNOR AND LOW SHIFT VALVE KIT	6839726	1	2	4	10
7	KIT, OIL TRANSFER PLATE, USED STARTING WITH S/N 10,300. KIT CONSISTS OF 1-23010001 PLATE AND 1-23018646 INSTRUCTION SHEET #202.	23018645	1	1	2	5
9	BALL 1/4	23045388	1	2	4	10
10	BALL, 1/4, USED IN 6838304 AND 6838306 VALVE BODY ASSY ONLY.	23045388	1	2	4	10
11	BALL, 5/16	23018495	1	2	4	10
14	BALL, 1/4	23045388	1	2	4	10
21	SPRING, MODULATOR VALVE	23012948	1	2	4	10
25	PLATE, SEPARATOR	6881174	1	2	4	10
26	BODY, CONTROL VALVE, USED STARTING WITH S/N 10,300. REPLACE 6838318 OR 6839735 BODY WITH 6882229 CONTROL VALVE, GOVERNOR AND LOW SHAFT VALVE KIT. PRIOR TO S/N 2510086868 WHEN REPLACING 6881759 BODY WITH 23017828 BODY ALSO REPLACE 6833889 TRIMMER REGULATOR VALVE WITH 23017751 TRIMMER REGULATOR VALVE AND 6881088 STOP WITH 23017752 STOP.	23017828	1	1	2	3
27	VALVE, THIRD CLUTCH TRIMMER, USED PRIOR TO S/N 10,300 ONLY.	23016686	1			
27	VALVE, THIRD CLUTCH TRIMMER, USED STARTING WITH S/N 10,300.	23014097	1	2	4	10
29	SPRING TRIMMER VALVE, SEC. USED STARTING WITH S/N 10,300.	6880118	1	2	4	10
30	SPRING, TRIMMER VALVE, USED PRIOR TO S/N 10,300.	6839271	1	2	4	10

CONTINUED ON NEXT PAGE

GROUP AG CONT
 CONTROL VALVE, FIGURE 17
 2100 ENGINE RPM GOVERNED SPEED-CONVENTIONAL
 SAME AS GROUP A, EXCEPT FOR PARTS LISTED BELOW
 NOMENCLATURE PART NO

REF NO	NOMENCLATURE	PART NO	REQ	RECOMMENDED SPARES FOR UNITS		
				1-25	26-50	51-200
30	SPRING, TRIMMER VALVE, PRIM. USED STARTING WITH S/N 10,300.	23012937	1	2	4	10
31	STOP, THIRD CLUTCH TRIMMER, USED PRIOR TO S/N 10,300.	6835734	1			
31	STOP, THIRD CLUTCH TRIMMER, USED STARTING WITH S/N 10,300	6839122	1	2	4	10
32	VALVE, FIRST AND REVERSE CLUTCH TRIMMER USED PRIOR TO S/N 10,300 ONLY.	23016686	1			
32	VALVE, FIRST AND REVERSE CLUTCH TRIMMER USED STARTING WITH S/N 10,300.	23014097	1	2	4	10
37	VALVE, SECOND CLUTCH TRIMMER, USED PRIOR TO S/N 10,300 ONLY.	23016686	1			
37	VALVE, SECOND CLUTCH TRIMMER, USED STARTING WITH S/N 10,300.	23014097	1	2	4	10
39	SPRING, TRIMMER VALVE, SEC. USED STARTING WITH S/N 10,300	6880118	1	2	4	10
40	SPRING, TRIMMER VALVE. USED PRIOR TO S/N 10,300 ONLY	6839271	1			
40	SPRING, TRIMMER VALVE, PRIM. USED STARTING WITH S/N 10,300	23012937	1	2	4	10
41	STOP, SECOND CLUTCH TRIMMER VALVE, USED PRIOR TO S/N 10,300 ONLY	6835734	1			
41	STOP, SECOND CLUTCH TRIMMER VALVE, USED STARTING WITH S/N 10,300 VALVE, FOURTH CLUTCH TRIMMER. USED PRIOR TO S/N 10,300.	6839122	1	2	4	10
47	VALVE, FOURTH CLUTCH TRIMMER, USED STARTING WITH S/N 10,300.	23014097	1	2	4	10
49	SPRING, TRIMMER VALVE, SEC. USED STARTING WITH S/N 10,300	6880118	1	2	4	10
51	SPRING, TRIMMER VALVE, PRIM. USED STARTING WITH S/N 10,300	23012937	1	2	4	10
51	STOP, FOURTH CLUTCH TRIMMER VALVE, USED PRIOR TO S/N 10,300.	6835734	1			
51	STOP, FOURTH CLUTCH TRIMMER VALVE, USED STARTING WITH S/N 10,300.	6839122	1	2	4	10
66	BOLT, SPECIAL, 3/8-16 X 3/4, USED PRIOR TO S/N 10,300 ONLY	6839696	1	2	4	10
71	SPRING, HOLD REGULATOR	6838368	1	2	4	10
75	VALVE, MANUAL SELECTOR, USED PRIOR TO S/N 10,300	6839695	1	2	4	10
75	VALVE, MANUAL SELECTOR. USED STARTING WITH S/N 10,300.	6881013	1	2	4	10
77	VALVE, 1-2 SHIFT	6836856	1	2	4	10
78	VALVE, 1-2 MODULATOR	6838412	1	2	4	10
79	SPRING, 1-2 SHIFT	6838366	1	2	4	10
82	VALVE, 2-3 SHIFT	6837623	1	2	4	10
83	VALVE, 2-3 MODULATOR	6836859	1	2	4	10
84	SPRING, 2-3 SHIFT VALVE	6838358	1	2	4	10
88	VALVE, 3-4 SHIFT	6880986	1	2	4	10
89	VALVE, 3-4 MODULATOR	6837625	1	2	4	10
90	SPRING, 34 SHIFT VALVE	23012954	1	2	4	10

GROUP AH
 CONTROL VALVE, FIGURE 17
 2300-2500 ENGINE RPM GOVERNED SPEED-CONVENTIONAL
 SAME AS GROUP A, EXCEPT FOR PARTS LISTED BELOW
 NOMENCLATURE PART NO

REF NO	NOMENCLATURE	PART NO	REQ	RECOMMENDED SPARES FOR UNITS		
				1-25	26-50	51-200
1	KIT, CONTROL VALVE AND GOVERNOR. 6882366 KIT.....	6882366	1	2	4	10
	CONSISTS OF 23019509 CONTROL VALVE AND 6881462 GOVERNOR. I.D. NO. 462. 6881656 KIT STILL USED PRIOR TO S/N 10,300					
2	VALVE, LUBRICATION	23017184	1	2	4	10
7	PLATE, OIL TRANSFER, USED PRIOR TO S/N 10,300. 6839726.....		1			
	6839726 PLATE MAYBE REPLACED WITH 6882366 KIT.					
7	KIT, OIL TRANSFER PLATE, USED STARTING WITH	23018645	1	1	2	4
	S/N 10,300. KIT CONSISTS OF 1-23010001 PLATE AND 1-23018646 INSTRUCTION SHEET #202.					
9	BALL, 1/4, USED STARTING WITH S/N 56538.....	23045388	1	2	4	10
	IN VALVE ASSY'S 6881794 AND 23019509 ONLY.					
11	BALL, 5/16	23018495	1	2	4	10
16	BALL, 1/4, USED STARTING WITH S/N 56538.....	23045388	1	2	4	10
	IN VALVE ASSY'S 6881794 AND 23019509 ONLY. ALSO USED WITH 23016509 PLATE.					
21	SPRING, MODULATOR VALVE	23012948	1	2	4	10
25	PLATE, SEPARATOR, USED PRIOR TO S/N 10,300.....	6839731	1			
	6839731 PLATE MAYBE REPLACED WITH 6882366 KIT					
25	PLATE, SEPARATOR, USED STARTING WITH	23016509	1	1	2	5
	S/N 10,300. 23016509 PLATE MUST BE USED WITH 23018645 OIL TRANSFER PLATE KIT AND HAVE A 23045388 BALL AT THE #16 LOCATION.					
26	BODY, CONTROL VALVE, USED PRIOR TO S/N 10,300. 6839734.....		1			
	REPLACE 6839734 BODY WITH 6882366 KIT.					
26	BODY, CONTROL VALVE, USED STARTING WITH	23017825	1	1	2	3
	S/N 10,300. PRIOR TO S/N 2510086868 WHEN REPLACING 6885199 BODY WITH 23017825 BODY ALSO REPLACE 1-6833889 TRIMMER REGULATOR VALVE WITH 1-23017751 TRIMMER REGULATOR VALVE AND 1-6880188 STP WITH 1-23017752 STOP.					
71	SPRING, HOLD REGULATOR	6837539	1	2	4	10
79	SPRING, 1-2 SHIFT VALVE	6884947	1	2	4	10
84	SPRING, 2-3 SHIFT VALVE	6884953	1	2	4	10
90	SPRING, 3-4 SHIFT VALVE.....	6884948	1	2	4	10

GROUP AJ
 CONTROL VALVE, FIGURE 17
 2100-2200 ENGINE RPM GOVERNED SPEED-CONVENTIONAL
 SAME AS GROUP A, EXCEPT FOR PARTS LISTED BELOW

1	KIT, CONTROL VALVE AND GOVERNOR. 6882368 KIT.....	6882368	1	2	4	10
	CONSISTS OF 23019519 CONTROL VALVE AND 6881462 GOVERNOR, I.D. NO. 462. 6882216 KIT STILL USED PRIOR TO S/N 10,300.					
2	VALVE, LUBRICATION	23017184	1	2	4	10
7	PLATE, OIL TRANSFER, USED PRIOR TO S/N 10,300.....	6880818	1	1	2	4
	6880818 PLATE MAYBE REPLACED WITH 6882366 KIT					
7	KIT, OIL TRANSFER PLATE, USED STARTING WITH	23018645	1	1	2	4
	S/N 10,300. KIT CONSISTS OF 1-23010001 PLATE AND 1-23018646 INSTRUCTION SHEET *202.					
9	BALL, 1/4, USED STARTING WITH S/N 56538.....	23045388	1	2	4	10
	IN VALVE ASSY'S 6881808 AND 23019519 ONLY.					
11	BALL, 5/16	23018495	1	2	4	10

CONTINUED ON NEXT PAGE

ALLISON AUTOMATIC TRANSMISSION HT 700 SERIES PARTS CATALOG 17-3.56

GROUP AJ CONT
 CONTROL VALVE, FIGURE 17
 2100-2200 ENGINE RPM GOVERNED SPEED-CONVENTIONAL
 SAME AS GROUP A, EXCEPT FOR PARTS LISTED BELOW
 NOMENCLATURE PART NO

REF NO	NOMENCLATURE	PART NO	REQ	RECOMMENDED SPARES FOR UNITS		
				1-25	26-50	51-200
16	BALL, 1/4, USED STARTING WITH S/N 56538..... IN VALVE ASSY'S 6881808 AND 23019519 ONLY. ALSO USED WITH 23016509 PLATE.	23045388	1	2	4	10
21	SPRING, MODULATOR	23012948	1	2	4	10
25	PLATE, SEPARATOR, USED PRIOR TO S/N 10,300..... 6839731 PLATE MAY BE REPLACED WITH 6882368 KIT	6839731	1	1	2	5
25	PLATE, SEPARATOR, USED STARTING WITH S/N 10,300. 23016509 PLATE MUST BE USED WITH THE 23018645 OIL TRANSFER PLATE KIT AND HAVE A 23045388 BALL AT THE #16 LOCATION.	23016509	1	1	2	5
26	BODY, CONTROL VALVE, USED PRIOR TO S/N 10,300. REPLACE 6839734 BODY WITH 6882368 KIT.	6839734	1			
26	BODY, CONTROL VALVE, USED STARTING WITH S/N 10,300. PRIOR TO S/N 2510086868 WHEN REPLACING 6885199 BODY WITH 23017825 BODY ALSO REPLACE 1-6833889 TRIMMER REGULATOR VALVE WITH 1-23017751 TRIMMER REGULATOR VALVE AND 1-6880188 STOP WITH 1-23017752 STOP.	23017825	1	1	2	3
71	SPRING, HOLD REGULATOR	6838088	1	2	4	10
79	SPRING, 1-2 SHIFT VALVE.....	23013271	1	2	4	10
84	SPRING, 2-3 SHIFT VALVE.....	23012954	1	2	4	10
88	VALVE, 3-4 SHIFT	6880988	1	2	4	10
90	SPRING, 3-4 SHIFT VALVE	23013269	1	2	4	10

GROUP AK
 CONTROL VALVE, FIGURE 17
 2300-2500 ENGINE RPM GOVERNED SPEED-CONVENTIONAL
 SAME AS GROUP A, EXCEPT FOR PARTS LISTED BELOW

1	KIT, CONTROL VALVE AND GOVERNOR, 6882367 KIT..... CONSISTS OF 23019517 CONTROL VALVE AND 6881462 GOVERNOR, I.D. NO. 462. 6882217 KIT STILL USED PRIOR TO S/N 10,300	6882367	1	2	4	10
2	VALVE, LUBRICATION	23017184	1	2	4	10
7	PLATE, OIL TRANSFER, USED PRIOR TO S/N 10,300..... 6880818 PLATE MAYBE REPLACED WITH 6882367 KIT.	6880818	1	1	2	4
7	KIT, OIL TRANSFER PLATE, USED STARTING WITH S/N 10,300. KIT CONSISTS OF 1-23010001 PLATE AND 1-23018646 INSTRUCTION SHEET #202.	23018645	1	1	2	4
9	BALL, 1/4, USED STARTING WITH S/N 56538..... IN VALVE ASSY'S 6881805 AND 23019517 ONLY.	23045388	1	2	4	10
10	BALL, 1/4, USED STARTING WITH S/N 56538..... IN VALVE ASSY'S 6881805 AND 23019517 ONLY.	23045388	1	2	4	10
11	BALL, 5/16	23018495	1	2	4	10
16	BALL, 1/4, USED WITH 23018645 OIL TRANSFER PLATE KIT.	23045388	1	2	4	10
21	SPRING, MODULATOR VALVE	23012948	1	2	4	10
25	PLATE, SEPARATOR, USED PRIOR TO S/N 10,300..... 6839731 PLATE MAYBE REPLACED WITH 6882367 KIT.	6839731	1	1	2	5
25	PLATE, SEPARATOR, USED STARTING WITH S/N 10,300. 23016509 PLATE MUST BE USED WITH 23018645 OIL TRANSFER PLATE KIT AND HAVE A 23045388 BALL AT THE #16 LOCATION.	23016509	1	1	2	5
26	BODY, CONTROL VALVE, USED PRIOR TO S/N 10,300..... REPLACE 6839734 BODY WITH 6882367 KIT.	6839734	1			

CONTINUED ON NEXT PAGE 0351

GROUP AK CONT
 CONTROL VALVE, FIGURE 17
 2300-2500 ENGINE RPM GOVERNED SPEED-CONVENTIONAL
 SAME AS GROUP A, EXCEPT FOR PARTS LISTED BELOW
 NOMENCLATURE PART NO

REF NO	NOMENCLATURE	PART NO	REQ	RECOMMENDED SPARES FOR UNITS		
				1-25	26-50	51-200
26	BODY, CONTROL VALVE, USED STARTING WITH S/N 10,300. PRIOR TO S/N 2510086868 WHEN REPLACING 6885199 BODY WITH 23017825 BODY ALSO REPLACE 1-6833889 TRIMMER REGULATOR VALVE WITH 1-23017751 TRIMMER REGULATOR VALVE AND 1-6880188 STOP WITH 1-23017752 STOP.	23017825	1	1	2	3
79	SPRING, 1-2 SHIFT VALVE	6884947	1	2	4	10
84	SPRING, 2-3 SHIFT VALVE	6884953	1	2	4	10
90	SPRING, 3-4 SHIFT	6884948	1	2	4	10

GROUP AL
 CONTROL VALVE, FIGURE 17
 2300-2500 ENGINE RPM GOVERNED SPEED-CONVENTIONAL
 SAME AS GROUP A, EXCEPT FOR PARTS LISTED BELOW

1	KIT, CONTROL VALVE, GOVERNOR AND LOW SHIFT VALVE. 6882393 KIT CONSISTS OF 6884418 CONTROL VALVE, 6881462 GOVERNOR, I.D. NO. 462 AND 6882724 LOW SHIFT VALVE. WHEN REPLACING 6839989 OR 6882218 KIT WITH 6882393 KIT PRIOR TO MY "76" ON TRANSMISSIONS THAT HAVE NOT BEEN MODIFIED FOR ALL-RANGE LOCKUP (IDENTIFIED BY THE LETTER "L" ON THE NAME PLATE FOLLOWING THE PART NUMBER). REFER TO SPI 30TR75 FOR ADDITIONAL PARTS REQUIRED AND REWORK OF OTHER PARTS. IF YOUR TRANSMISSION (PRIOR TO MY "76" HAS BEEN MODIFIED, THEN 6882393 KIT ONLY IS REQUIRED.	6882393	1	2	4	10
2	VALVE, LUBRICATION	23017814	1	2	4	10
7	PLATE, OIL TRANSFER, USED IN 6881446 AND 6838307 VALVE ASSY'S ONLY, 6880818 MAY BE REPLACED WITH 6882393 KIT. SEE SPI 30TR75.	6880818	1	1	2	4
7	KIT, OIL TRANSFER PLATE, USED IN 6881806 AND 6884418 VALVE ASSY'S ONLY. KIT CONSISTS OF 1-23010001 PLATE AND 1-23018646 INSTRUCTION SHEET *202.	23018645	1	1	2	4
8	BALL, 1/4, USED IN 6881806, 6884418 AND 23019518 VALVE ASSY'S ONLY.	23045388	1	2	4	10
9	BALL, 1/4, USED IN 6838307, 6838319 AND 23019518 VALVE ASSY'S ONLY.	23045388	1	2	4	10
10	BALL, 1/4, USED IN 6838307, 6881806, 6884418 AND 23019518 VALVE ASSY'S ONLY.	23045388	1	2	4	10
11	BALL, 5/16, NOT USED IN 6881806, 6884418 OR 23019518 VALVE ASSY'S	23018495	1	2	4	10
14	BALL, 1/4, USED IN 6838319 VALVE BODY ASSY ONLY.	23045388	1	2	4	10
15	BALL, 1/4, USED IN 6838319 VALVE BODY ASSY ONLY.	23045388	1	2	4	10
16	BALL, 1/4, USED STARTING WITH S/N 13,200 IN VALVE ASSY 6884418 ONLY.	23045388	1	2	4	10

CONTINUED ON NEXT PAGE

GROUP AL CONT
 CONTROL VALVE, FIGURE 17
 2300-2500 ENGINE RPM GOVERNED SPEED-CONVENTIONAL
 SAME AS GROUP A, EXCEPT FOR PARTS LISTED BELOW
 NOMENCLATURE PART NO

REF NO	NOMENCLATURE	PART NO	REQ	RECOMMENDED SPARES FOR UNITS		
				1-25	26-50	51-200
25	PLATE, SEPARATOR, USED PRIOR TO S/N 2587 EXCEPT 2291-2299, 2410-2422 AND 2459-2476. 6838082 OR 6880193 MAYBE REPLACED WITH 6882393 CONTROL VALVE AND GOVERNOR KIT. NOT USED IN 6884418 VALVE ASSY'S. SEE SPI 30TR FOR PARTS AND OTHER INFORMATION.	6880193	1	1	2	5
25	PLATE, SEPARATOR, USED STARTING WITH S/N 13,200 IN VALVE ASSY 6884418. IN VALVE ASSY 6881806, PRIOR TO S/N 13,200 WHEN REPLACING 6881751 PLATE WITH 6885195 PLATE ALSO ORDER 23018645 PLATE KIT AND 23045388 BALL.	6885195	1	1	2	5
26	BODY, CONTROL VALVE, REPLACE 6838319 BODY WITH 6839736... 6882393 CONTROL VALVE AND GOVERNOR KIT. NOT USED IN 6881806 OR 6884418 VALVE ASSY'S. SEE SPI 30TR75 FOR ADDITIONAL PARTS AND REWORK.		1	1	2	3
26	BODY, CONTROL VALVE USED IN 6881806 OR 6884418 VALVE ASSY'S ONLY.	6881760	1	1	2	3
30	SPRING, TRIMMER VALVE	6839271	1	2	4	10
31	STOP, THIRD CLUTCH TRIMMER VALVE	23013432	1	2	4	10
34	NOT USED IN THIS GROUP					
35	SPRING, FIRST TRIMMER VALVE	23013754	1	2	4	10
36	STOP, FIRST CLUTCH TRIMMER VALVE	23013432	1	2	4	10
41	STOP, SECOND CLUTCH TRIMMER VALVE.....	23013432	1	2	4	10
47	VALVE, FOURTH CLUTCH TRIMMER	23014097	1	2	4	10
50	SPRING, TRIMMER VALVE	6833940	1	2	4	10
51	STOP, FOURTH CLUTCH TRIMMER VALVE	23013432	1	2	4	10
66	BOLT ASSY, SPECIAL, USED PRIOR TO S/N 10,300 . 683966..... ONLY. NOT USED IN 6881806 OR 6884418 VALVE ASSY'S		1	2	4	10
71	SPRING, HOLD REGULATOR	6836785	1	2	4	10
75	VALVE, MANUAL SELECTOR, USED PRIOR TO S/N 10,300 ONLY. NOT USED IN 6881806 OR 6884418 VALVE ASSY'S.	6839695	1	2	4	10
75	VALVE, MANUAL SELECTOR, USED PRIOR TO S/N 10,300 IN 6881806 AND 6884418 VALVE ASSY'S ONLY.	6836406	1	2	4	10
75	VALVE, MANUAL SELECTOR, USED STARTING WITH S/N 10,300	6881013	1	2	4	10
79	SPRING, 1-2 SHIFT VALVE. NOT USED IN 6881806 . 23012951..... OR 6884418 VALVE ASSY'S.		1	2	4	10
79	SPRING, 1-2 SHIFT VALVE, USED IN 6881806 AND . 6884955..... 6884418 VALVE ASSY'S ONLY.		1	2	4	10
82	VALVE, 2-3 SHIFT	6837618	1	2	4	10
84	SPRING, 2-3 SHIFT VALVE, NOT USED IN 6881806 OR 6838356..... 6884418 VALVE ASSY'S		1	2	4	10
84	SPRING, 2-3 SHIFT VALVE, USED IN 6881806 AND . 6884953..... 6884418 VALVE ASSY'S ONLY.		1	2	4	10
88	VALVE, 3-4 SHIFT	6880987	1	2	4	10
89	VALVE, 3-4 MODULATOR	6837621	1	2	4	10
90	SPRING, 3-4 SHIFT VALVE, NOT USED IN 6881806 . 23012951..... OR 6884418 VALVE ASSY'S		1	2	4	10
90	SPRING, 3-4 SHIFT VALVE, USED IN 6881806 AND . 6884948..... 6884418 VALVE ASSY'S ONLY.		1	2	4	10
99	SPRING, TRIMMER REGULATOR, WHEN REPLACING 6770/63 SPRING WITH 6880246 SPRING ALSO ORDER 6880188 STOP	6880246	1	2	4	10
100	STOP, TRIMMER REGULATOR VALVE, USE WITH..... 6880246 SPRING	6880188	1	2	4	10

GROUP AM
 CONTROL VALVE, FIGURE 17
 2400 ENGINE RPM GOVERNED SPEED-HI TORQ RISE
 SAME AS GROUP A, EXCEPT FOR PARTS LISTED BELOW
 NOMENCLATURE PART NO

REF NO	NOMENCLATURE	PART NO	REQ	RECOMMENDED SPARES FOR UNITS		
				1-25	26-50	51-200
1	VALVE ASSY, CONTROL, NOT SERVICED AS AN ASSEMBLY.....	6881533 **				
	ORDER DETAIL PARTS.					
7	PLATE, OIL TRANSFER.....	6880818	1	1	2	4
9	BALL, 1/4, USED IN 6838307 AND 6838319	23045388	1	2	4	10
	VALVE BODY ASSY ONLY.					
10	BALL, 1/4, USED IN 6838307 VALVE BODY	23045388	1	2	4	10
	ASSY ONLY					
11	BALL, 5/16	23018495	1	2	4	10
14	BALL, 1/4, USED IN 6838319 VALVE BODY	23045388	1	2	4	10
	ASSY ONLY.					
15	BALL, 1/4, USED IN 6838319 VALVE BODY	23045388	1	2	4	10
	ASSY ONLY.					
25	PLATE, SEPARATOR	6839729	1	1	2	4
26	BODY, CONTROL VALVE, REPLACE 6838319 BODY WITH.....	6839736	1	1	2	3
	6881533 CONTROL VALVE ASSY DETAILS.					
30	SPRING, TRIMMER VALVE	6839271	1	2	4	10
31	STOP, THIRD CLUTCH TRIMMER VALVE	23013432	1	2	4	10
34	NOT USED IN THIS GROUP					
35	SPRING, FIRST TRIMMER VALVE	23013754	1	2	4	10
36	STOP, FIRST CLUTCH TRIMMER VALVE	23013432	1	2	4	10
41	STOP, SECOND CLUTCH TRIMMER VALVE	23013432	1	2	4	10
47	VALVE, FOURTH CLUTCH TRIMMER	6835920	1	2	4	10
50	SPRING, TRIMMER VALVE	6833940	1	2	4	10
51	STOP, FOURTH CLUTCH TRIMMER VALVE	23013432	1	2	4	10
66	BOLT ASSY, SPECIAL, USED PRIOR TO S/N 10,30	6839696	1	2	4	10
	ONLY.					
71	SPRING, HOLD REGULATOR	6836785	1	2	4	10
75	VALVE, MANUAL SELECTOR, USED PRIOR TO	6839695	1	2	4	10
	S/N 10,300 ONLY.					
75	VALVE, MANUAL SELECTOR, USED STARTING	6881013	1	2	4	10
	WITH S/N 10,300					
79	SPRING, 1-2 SHIFT VALVE.....	6838356	1	2	4	10
82	VALVE, 2-3 SHIFT	6837618	1	2	4	10
84	SPRING, 2-3 SHIFT VALVE.....	6838357	1	2	4	10
88	VALVE, 3-4 SHIFT	6880987	1	2	4	10
89	VALVE, 34 MODULATOR	6837621	1	2	4	10
90	SPRING, 3-4 SHIFT VALVE.....	23012951	1	2	4	10
99	SPRING, TRIMMER REGULATOR, WHEN REPLACING	6880246	1	2	4	10
	6770763 SPRING WITH 6880246 SPRING					
	ALSO ORDER 6880188 STOP					
100	STOP, TRIMMER REGULATOR VALVE, USE WITH.....	6880188	1	2	4	10
	6880246 SPRING					

GROUP AN
 CONTROL VALVE, FIGURE 17
 2100-2200 ENGINE RPM GOVERNED SPEED-HI TORQ RISE
 SAME AS GROUP A, EXCEPT FOR PARTS LISTED BELOW

1	VALVE ASSY, CONTROL, NOT SERVICED AS AN	6881870	1			
	ASSEMBLY. ORDER DETAIL PARTS.					
7	PLATE, OIL TRANSFER, USED PRIOR TO S/N 10,300.....	6880818	1	1	2	4
	NOT SERVICED, CHECK WITH SERVICE DEPT.					
7	KIT, OIL TRANSFER PLATE, USED STARTING WITH	23018645	1	1	2	4
	S/N 10,300. KIT CONSISTS OF 1-23010001					
	PLATE AND 1-23018646 INSTRUCTION SHEET #202.					

CONTINUED ON NEXT PAGE

** SERVICED ONLY AS DETAIL PARTS - NOT AVAILABLE AS AN ASSEMBLY

GROUP AN CONT
 CONTROL VALVE, FIGURE 17
 2100-2200 ENGINE RPM GOVERNED SPEED-HI TORQ RISE
 SAME AS GROUP A, EXCEPT FOR PARTS LISTED BELOW

REF NO	NOMENCLATURE	PART NO	REQ	RECOMMENDED SPARES FOR UNITS		
				1-25	26-50	51-200
9	BALL, 1/4, USED STARTING WITH S/N 56538.....	23045388	1	2	4	10
	IN VALVE ASSY 6881870					
11	BALL, 5/16	23018495	1	2	4	10
16	BALL, 1/4, USED STARTING WITH S/N 56538.....	23045388	1	2	4	10
	IN VALVE ASSY 6881870					
25	PLATE, SEPARATOR, USED PRIOR TO S/N 10,300	6839732	1	1	2	5
25	PLATE, SEPARATOR, USED STARTING WITH S/N 10,300.....	6881755	1	1	2	5
26	BODY, CONTROL VALVE, USED PRIOR TO S/N 10,300. REPLACE 6839734 BODY WITH 6881870 VALVE ASSY DETAIL PARTS.	6839734	1			
26	BODY, CONTROL VALVE, USED STARTING WITH S/N 10,300. PRIOR TO S/N 2510086868 WHEN REPLACING 6885199 BODY WITH 23017825 BODY ALSO REPLACE 6833889 TRIMMER REGULATOR VALVE WITH 23017751 TRIMMER REGULATOR VALVE AND 6880188 STOP WITH 23017752 STOP.	23017825	1	1	2	3
71	SPRING, HOLD REGULATOR VALVE	6838088	1	2	4	10
79	SPRING, 1-2 SHIFT VALVE.....	23013267	1	2	4	10
84	SPRING, 2-3 SHIFT VALVE	23012954	1	2	4	10
90	SPRING, 3-4 SHIFT VALVE.....	23017028	1	2	4	10

GROUP AP
 CONTROL VALVE, FIGURE 17
 2100-2200 ENGINE RPM GOVERNED-SPEED-CONVENTIONAL
 SAME AS GROUP A, EXCEPT FOR PARTS LISTED BELOW.

1	CONTROL VALVE ASSY, NOT SERVICED AS AN ASSEMBLY . 6882581 ORDER DETAIL PARTS					
7	PLATE, OIL TRANSFER.....	6881876	1	1	2	4
8	BALL, 1/4	23045388	1	2	4	10
10	BALL, 1/4	23045388	1	2	4	10
25	PLATE, SEPARATOR.....	6881874	1	1	2	4
26	BODY, CONTROL VALVE, REPLACE 6838319 BODY WITH 6882581 CONTROL VALVE ASSY DETAILS.	6839736	1	1	2	3
30	SPRING, TRIMMER VALVE	6839271	1	2	4	10
31	STOP, THIRD CLUTCH TRIMMER VALVE	23013432	1	2	4	10
34	NOT USED IN THIS GROUP					
35	SPRING, FIRST TRIMMER VALVE.....	23013754	2	4	10	
36	STOP, FIRST CLUTCH TRIMMER VALVE	23013432	2	4	10	
41	STOP, SECOND CLUTCH TRIMMER VALVE.....	23013432	2	4	10	
47	VALVE, FOURTH CLUTCH TRIMMER	6835920	2	4	10	
50	SPRING, TRIMMER VALVE	6833940	1	2	4	10
51	STOP, THIRD CLUTCH TRIMMER VALVE	23013432	2	4	10	
66	BOLT ASSY, SPECIAL, USED PRIOR TO S/N 10,300 . ONLY.	6839696%	2	4	10	
71	SPRING, HOLD REGULATOR VALVE	6836784	1	2	4	10
75	VALVE, MANUAL SELECTOR, USED PRIOR TO S/N 10,300X) ONLY.	683%9695	1	2	4	10
75	VALVE, MANUAL SELECTOR, USED STARTING WITH S/N 10,300	6881013	1	2	4	10
79	SPRING, 1-2 SHIFT VALVE	6838356	1	2	4	10
82	VALVE, 2-3 SHIFT.....	6837618	1	2	4	10
84	SPRING, 2-3 SHIFT VALVE.....	23012951	1	2	4	10

CONTINUED ON NEXT PAGE

** SERVICED ONLY AS DETAIL PARTS--NOT AVAILABLE AS AN ASSEMBLY

08-01-85 COPYRIGHT1985 GENERAL MOTORS CORP.

GROUP AP CONT
 CONTROL VALVE, FIGURE 17
 2100-2200 ENGINE RPM GOVERNED-SPEED-CONVENTIONAL
 SAME AS GROUP A, EXCEPT FOR PARTS LISTED BELOW.

REF NO	NOMENCLATURE	PART NO	REQ	RECOMMENDED SPARES FOR UNITS		
				1-25	26-50	51-200
88	VALVE, 3-4 SHIFT	6880987	1	2	4	10
89	VALVE, 3-4 MODULATOR.....	6837621	1	2	4	10
90	SPRING, 3-4 SHIFT VALVE.....	6880991	1	2	4	10
99	SPRING, TRIMMER REGULATOR, WHEN REPLACING	6880246	1	2	4	10
	6770763 SPRING WITH 6880246 SPRING ALSO ORDER 6880188 STOP					
100	STOP, TRIMMER REGULATOR VALVE, USE WITH	6880188	1	2	4	10
	6880246 SPRING					

GROUP AQ
 CONTROL VALVE, FIGURE 17
 2300-2500 ENGINE RPM GOVERNED SPEED-CNVT. NO IST L.U.
 SAME AS GROUP A, EXCEPT FOR PARTS LISTED BELOW

1	KIT, CONTROL VALVE AND GOVERNOR, 6882380 KIT.....	6882380	1	2	4	10
	CONSISTS OF 6882260 CONTROL VALVE AND 6881462 GOVERNOR, I.D. NO. 462.					
7	PLATE, OIL TRANSFER, USED PRIOR TO S/N 10,300.....	6880818	1			
	6880818 PLATE MAYBE REPLACED WITH 6882380 KIT					
7	KIT, OIL TRANSFER PLATE, USED STARTING WITH	23018645	1	1	2	4
	S/N 10,300					
25	PLATE, SEPARATOR, USED PRIOR TO S/N 10,300	6881145	1			
	6881145 PLATE MAYBE REPLACED WITH 6882380 KIT					
25	PLATE, SEPARATOR, USED STARTING WITH	23016512	1	1	2	5
	S/N 10,300.					
26	BODY KIT, CONTROL VALVE, USED PRIOR TO S/N	6882765	1			
	10,300. 6882765 BODY KIT MAYBE REPLACED 6882380 KIT. 6882765 KIT CONSISTS OF 6839734 BODY AND 6882054 INSTRUCTION SHEET.					
26	BODY, CONTROL VALVE, USED STARTING WITH	6885199	1	1	2	3
	S/N 10,300.					

GROUP AR
 CONTROL VALVE, FIGURE 17
 2100-2200 ENGINE RPM GOVERNED SPEED-CONVENTIONAL
 SAME AS GROUP A, EXCEPT FOR PARTS LISTED BELOW

1	KIT, CONTROL VALVE, GOVERNOR AND LOW SHIFT VALVE,	6882394	1	2	4	10
	6882394 KIT CONSISTS OF 6884412 CONTROL VALVE, 6881462 GOVERNOR, I.D. NO 462 AND 6838329 LOW SHIFT VALVE					
2	VALVE, LUBRICATION	23017184	1	2	4	10
7	KIT, OIL TRANSFER PLATE, KIT CONSISTS OF	23018645	1	1	2	4
	1-23010001 PLATE AND 1-23018646 INSTRUCTION SHEET #202.					
8	BALL, 1/4	23045388	1	2	4	10
10	BALL, 1/4	23045388	1	2	4	10
16	BALL, 1/4, USED STARTING WITH S/N 13,200 IN.....	23045388	1	2	4	10
	VALVE BODY ASSY 6884412					

CONTINUED ON NEXT PAGE

ALLISON AUTOMATIC TRANSMISSION HT 700 SERIES PARTS CATALOG 17-3.62

GROUP AR CONT
 CONTROL VALVE, FIGURE 17
 2100-2200 ENGINE RPM GOVERNED SPEED-CONVENTIONAL
 SAME AS GROUP A, EXCEPT FOR PARTS LISTED BELOW
 NOMENCLATURE PART NO

REF NO	NOMENCLATURE	PART NO	REQ	RECOMMENDED SPARES FOR UNITS		
				1-25	26-50	51-200
25	PLATE, SEPARATOR, USED STARTING WITH S/N 13,200 IN VALVE ASSY 6884412. IN VALVE ASSY 6881789. PRIOR TO S/N 13,200 WHEN REPLACING 6881751 PLATE WITH 6883430 PLATE ALSO ORDER 6883429 TRANSFER PLATE AND 23015476 BALL	6885195	1	1	2	5
26	BODY, CONTROL VALVE	6881760	1	1	2	3
30	SPRING, TRIMMER VALVE	6839271	1	2	4	10
31	STOP, THIRD CLUTCH TRIMMER VALVE	23013432	1	2	4	10
34	NOT USED IN THIS GROUP					
35	SPRING, FIRST TRIMMER VALVE.....	23013754	1	2	4	10
36	STOP, FIRST CLUTCH TRIMMER VALVE	23013432	1	2	4	10
41	STOP, SECOND CLUTCH TRIMMER VALVE.....	23013432	1	2	4	10
47	VALVE, FOURTH CLUTCH TRIMMER VALVE	6835920	1	2	4	10
50	SPRING, TRIMMER VALVE	6833940	1	2	4	10
51	STOP, FOURTH CLUTCH TRIMMER VALVE	23013432	1	2	4	10
71	SPRING, HOLD REGULATOR VALVE	6836784	1	2	4	10
79	SPRING, 1-2 SHIFT VALVE	23017049	1	2	4	10
82	VALVE, 2-3 SHIFT	6837618	1	2	4	10
84	SPRING, 2-3 SHIFT VALVE.....	23012954	1	2	4	10
88	VALVE, 3-4 SHIFT.....	6880987	1	2	4	10
89	VALVE, 3-4 MODULATOR	6837621	1	2	4	10
90	SPRING, 3-4 SHIFT VALVE.....	23013269	1	2	4	10
99	SPRING, TRIMMER REGULATOR VALVE	6880246	1	2	4	10

GROUP AS
 CONTROL VALVE, FIGURE 17
 2100-2400 ENGINE RPM GOVERNED SPEED-CNV T. NO IST L.U.
 SAME AS GROUP A, EXCEPT FOR PARTS LISTED BELOW.

1	VALVE ASSY, CONTROL NOT SERVICED AS AN ASSEMBLY . 23012059 ** ORDER DETAIL PARTS.		11			
7	PLATE, OIL TRANSFER, USED PRIOR TO S/N 10,300.....	6880818	1			
7	KIT, OIL TRANSFER PLATE, USED STARTING WITH S/N 10,300. KIT CONSISTS OF 1-23010001 PLATE AND 1-23018646 INSTRUCTION SHEET #202.	23018645	1	1	2	4
9	BALL, 1/4, USED STARTING WITH S/N 56538..... IN VALVE ASSY 23012059	23045388	1	2	4	10
11	BALL, 1/4, USED STARTING WITH S/N 56538..... IN VALVE ASSY 23012059	23018495	1	2	4	10
16	BALL, 1/4, USED STARTING WITH S/N 56538..... IN VALVE ASSY 23012059. ALSO USED WITH 23016512 PLATE.	23045388	1	2	4	10
25	PLATE, SEPARATOR, USED PRIOR TO S/N 10,300..... 6881145 PLATE MAYBE REPLACED WITH 23012059 VALVE BODY DETAILS.	6881145	1			
25	PLATE, SEPARATOR, USED STARTING WITH S/N 10,300. WHEN REPLACING 6881758 PLATE WITH 23016512 PLATE ALSO ORDER 1-6883300 2ND TRIMMER SEC. SPRING, 1-6833945 3RD TRIMMER SEC. SPRING, 1 4880118 4TH TRIMMER SEC. SPRING, 3-6839122 2ND, 3RD AND 4TH TRIMMER SPRING VALVE STOPS. 23016512 PLATE MUST BE USED WITH 23018645 OIL TRANSFER PLATE KIT AND 23045388 BALL AT THE #16 LOCATION.	23016512	1	1	2	5

CONTINUED ON NEXT PAGE

** SERVICED ONLY AS DETAIL PARTS - NOT AVAILABLE AS AN ASSEMBLY

GROUP AS CONT
 CONTROL VALVE, FIGURE 17
 2100-2400 ENGINE RPM GOVERNED SPEED-CNV T. NO IST L.U.
 SAME AS GROUP A, EXCEPT FOR PARTS LISTED BELOW.

REF NO	NOMENCLATURE	PART NO	REQ	RECOMMENDED SPARES FOR UNITS		
				1-25	26-50	51-200
26	BODY, CONTROL VALVE, USED PRIOR TO S/N 10,300. REPLACE 6839734 BODY WITH 23012059 VALVE BODY DETAILS.	6839734	1			
26	BODY, CONTROL VALVE, USED STARTING WITH S/N 10,300. PRIOR TO S/N 2510086868 WHEN REPLACING 6885199 BODY WITH 23017825 BODY ALSO REPLACE 6833889 TRIMMER REGULATOR VALVE WITH 23017751 TRIMMER REGULATOR VALVE AND 6880188 STOP WITH 23017752 STOP.	23017825	1	1	2	3
29	SPRING, TRIMMER VALVE, SEC. USED IN..... 23010742, 23010744 AND 23012059 VALVE ASSY'S	6880118	1	2	4	10
30	SPRING, TRIMMER VALVE, PRIM. USED IN 23010742, 23010744 AND 23012059 VALVE ASSY 'S	23012937	1	2	4	10
31	STOP, THIRD CLUTCH TRIMMER VALVE, USED IN 23010742, 23010744 AND 23012059 VALVE ASSY'S	6839122	1	2	4	10
39	SPRING, TRIMMER, VALVE, SEC. USED IN 23010742, 23010744 AND 23012059 VALVE ASSY'S ONLY	6883300	1	2	4	10
40	SPRING, TRIMMER VALVE, PRIM.....	6839271	1	2	4	10
41	STOP, SECOND CLUTCH TRIMMER VALVE, USED IN 23010742, 23010744 AND 23012059 VALVE ASSY'S	6839122	1	2	4	10
49	SPRING, TRIMMER VALVE, SEC. USED IN 23010742, 23010744 AND 23012059 VALVE ASSY 'S	6880118	1	2	4	10
50	SPRING, TRIMMER VALVE, PRIM. USED IN 23010742, 23010744 AND 23012059 VALVE ASSY 'S	23012937	1	2	4	10
51	STOP, FOURTH CLUTCH TRIMMER VALVE, USED IN 23010742, 23010744 AND 23012059 ,ALVE ASSY'S	6839122	1	2	4	10
55	SPRING, RELAY VALVE.....	6834528	1	2	4	10
71	SPRING, HOLD REGULATOR, USED IN 6883238 AND 23010744 VALVE ASSY'S	6837540	1			
71	SPRING, HOLD REGULATOR, USED IN 23012059 VALVE ASSY	6837541	1	2	4	10
79	SPRING, 1-2 SHIFT VALVE, USED IN 6883238 VALVE ASSY ONLY.	6834576	1			
79	SPRING, 1-2 SHIFT VALVE, USED IN 23010744..... AND 23012059 VALVE ASSY'S	23017031	1	2	4	10
84	SPRING, 2-3 SHIFT VALVE, USED IN 23010744..... AND 23012059 VALVE ASSY'S	6838357	1	2	4	10
88	VALVE, 3-4 SHIFT, USED IN 6883238 VALVE..... ASSY ONLY.	6836855	1	2	4	10
90	SPRING, 3-4 SHIFT VALVE, USED IN 6883238 VALVE ASSY ONLY.	6838356	1			
90	SPRING, 3-4 SHIFT VALVE, USED IN 23010744..... AND 23012059 VALVE ASSY'S	23017049	1	2	4	10
95	SPRING, RELAY VALVE.....	6834528	1	2	4	10

GROUP AT
 CONTROL VALVE, FIGURE 17
 2600-2700 ENGINE RPM GOVERNED SPEED-CNV T. NO. IST L.U
 SAME AS GROUP A, EXCEPT FOR PARTS LISTED BELOW
 NOMENCLATURE PART NO

REF NO	NOMENCLATURE	PART NO	REQ	RECOMMENDED SPARES FOR UNITS		
				1-25	26-50	51-200
1	VALVE ASSY, CONTROL, VALVE ASSY 23010743 NOT SERVICED AS AN ASSY. ORDER DETAIL PARTS.	23010743 **	1			
9	BALL, 1/4, USED STARTING WITH S/N 56536 IN VALVE ASSY 23010743 ONLY	23045388	1	2	4	10
11	BALL, 5/16, USED STARTING WITH S/N 56536 IN VALVE ASSY 23010743 ONLY	23018495	1	2	4	10
16	BALL, 1/4, USED STARTING WITH S/N 56536 IN VALVE ASSY 23010743 ONLY. ALSO USED WITH 23016512 PLATE.	23045388	1	2	4	10
21	SPRING, MODULATOR VALVE	6838519	1	2	4	10
25	PLATE, SEPARATOR. 23016512 PLATE MUST BE USED WITH 23010000 OIL TRANSFER PLATE AND 23015476 BALL AT THE #16 LOCATION.	23016512	1	1	2	4
26	BODY, CONTROL VALVE. PRIOR TO S/N 2510086868 WHEN REPLACING 6885199 BODY WITH 23017825 BODY ALSO REPLACE 6833889 TRIMMER REGULATOR VALVE WITH 23017751 TRIMMER REGULATOR VALVE AND 6881088 STOP WITH 23017752 STOP.	23017825	1	1	2	3
29	SPRING, TRIMMER VALVE, SEC. NOT USED IN 6883076 VALVE ASSY	6880118	1	2	4	10
30	SPRING, TRIMMER VALVE, PRIM	23012937	1	2	4	10
31	STOP, THIRD CLUTCH TRIMMER VALVE, USED IN 6883076 VALVE ASSY ONLY.	6835734	1	2	4	10
31	STOP, THIRD CLUTCH TRIMMER VALVE, USED IN 23010743 VALVE ASSY ONLY.	6839122	1	2	4	10
39	SPRING, TRIMMER VALVE, SEC., NOT USED IN 6883076 VALVE ASSY	6883300	1	2	4	10
40	SPRING, TRIMMER VALVE, PRIM	6839271	1	2	4	10
41	STOP, SECOND CLUTCH TRIMMER VALVE, USED IN 6883076 VALVE ASSY ONLY.	6835734	1	2	4	10
41	STOP, SECOND CLUTCH TRIMMER VALVE, PRIM, USED IN 23010743 VALVE ASSY ONLY.	6839122	1	2	4	10
49	SPRING, TRIMMER VALVE, SEC. NOT USED IN 6883076 VALVE ASSY	6880118	1	2	4	10
50	SPRING, TRIMMER VALVE, PRIM	23012937	1	2	4	10
51	STOP, FOURTH CLUTCH TRIMMER VALVE, USED IN 6883076 VALVE ASSY ONLY.	6835734	1	2	4	10
51	STOP, FOURTH CLUTCH TRIMMER VALVE, USED IN 23010743 VALVE ASSY ONLY.	6839122	1	2	4	10
55	SPRING, RELAY VALVE	6834528	1	2	4	10
71	SPRING, HOLD REGULATOR VALVE	6836867	1	2	4	10
79	SPRING, 1-2 SHIFT VALVE	23017043	1	2	4	10
84	SPRING, 2-3 SHIFT VALVE	6884946	1	2	4	10
90	SPRING, 3-4 SHIFT VALVE	23013267	1	2	4	10
95	SPRING, 3-4 RELAY VALVE	6834528	1	2	4	10

GROUP AU
 CONTROL VALVE, FIGURE 17
 2100-2200 ENGINE RPM GOVERNED SPEED-HI TORQ RISE
 SAME AS GROUP A, EXCEPT FOR PARTS LISTED BELOW

1	VALVE ASSY, CONTROL. VALVE ASSY 6883078 NOT SERVICED AS AN ASSEMBLY, ORDER DETAIL PARTS	6883078	**			
7	PLATE, OIL TRANSFER	6880818	1	1	2	4
25	PLATE, SEPARATOR	6839729	1	1	2	5

CONTINUED ON NEXT PAGE

** SERVICED ONLY AS DETAIL PARTS--NOT AVAILABLE AS AN ASSEMBLY

GROUP AU CONT
 CONTROL VALVE, FIGURE 17
 2100-2200 ENGINE RPM GOVERNED SPEED-HI TORQ RISE
 SAME AS GROUP A, EXCEPT FOR PARTS LISTED BELOW

REF NO	NOMENCLATURE	PART NO	REQ	RECOMMENDED SPARES FOR UNITS		
				1-25	26-50	51-200
26	BODY, CONTROL VALVE	6839736	1	1	2	3
30	SPRING, TRIMMER VALVE	6839271	1	2	4	10
31	STOP, THIRD CLUTCH TRIMMER VALVE	23013432	1	2	4	10
34	NOT USED IN THIS GROUP					
35	SPRING, TRIMMER VALVE	23013754	1	2	4	10
36	STOP, FIRST CLUTCH TRIMMER	23013432	1	2	4	10
41	STOP, SECOND CLUTCH TRIMMER VALVE	23013432	1	2	4	10
47	VALVE, FOURTH CLUTCH TRIMMER	6835920	1	2	4	10
50	SPRING, TRIMMER VALVE	6833940	1	2	4	10
51	STOP, FOURTH CLUTCH TRIMMER VALVE	23013432	1	2	4	10
66	BOLT ASSY, SPECIAL	6839696	1	2	4	10
71	SPRING, HOLD REGULATOR VALVE	6836784	1	2	4	10
74	PIN, RETAINER.....	8619769	1	2	4	10
75	VALVE, MANUAL SELECTOR	6839695	1	2	4	10
79	SPRING, 1-2 SHIFT VALVE.....	6880991	1	2	4	10
82	VALVE, 2-3 SHIFT	6837618	1	2	4	10
84	SPRING, 2-3 SHIFT VALVE	23012951	1	2	4	10
88	VALVE, 3-4 SHIFT	6880987	1	2	4	10
89	VALVE, 3-4 MODULATOR	6837621	1	2	4	10
90	SPRING, 3-4 SHIFT VALVE.....	6881060	1	2	4	10
99	SPRING, TRIMMER REGULATOR VALVE	6880246	1	2	4	10
102-104	NOT USED IN THIS GROUP					

GROUP AV
 CONTROL VALVE, FIGURE 17
 2100 ENGINE RPM GOVERNED SPEED-CHC, NO IST L.U.
 SAME AS GROUP A, EXCEPT FOR PARTS LISTED BELOW

1	KIT, CONTROL VALVE AND GOVERNOR. KIT CONSISTS.....	23019142	1	2	4	10
	OF 23019472 CONTROL VALVE AND 6881461 GOVERNOR. I.D. NO. 461. WHEN REPLACING 23012388 KITS WITH 23019142 KIT ALSO ORDER 1-6881719 VALVE ASSY AND 8-454818 BOLTS. SEE SPI 21TR83.					
2	VALVE, LUBRICATION	23017184	1	2	4	10
7	KIT, OIL TRANSFER PLATE, KIT CONSISTS OF	23018645	1	1	2	4
	1-23010001 PLATE AND 1-23018646 INSTRUCTION SHEET #202.					
9	BALL, 1/4, USED STARTING WITH S/N 56538	23045388	1	2	4	10
	IN VALVE ASSYS 23012058 AND 23019472 ONLY					
11	BALL, 5/16, USED STARTING WITH S/N 56538	23018495	1	2	4	10
	IN VALVE ASSYS 23012058 AND 23019472 ONLY					
12	BALL, 1/4, USED IN VALVE ASSY 23019472 ONLY.....	23045388	1	2	4	10
13	BALL, 1/4, USED IN VALVE ASSY 23019472 ONLY.....	23045388	1	2	4	10
16	BALL, 1/4, USED STARTING WITH S/N 56538.....	23045388	1	2	4	10
	IN VALVE ASSYS 23012058 AND 23019472 ONLY. ALSO USED WITH 23016512 PLATE.					
17	BODY, MODULATOR	23015348	1	1	2	5
25	PLATE, SEPARATOR, WHEN REPLACING 6881756	23016512	1	1	2	5
	PLATE WITH 23016512 PLATE ALSO ORDER 1 6883300 SECOND TRIMMER SPRING, SEC. 1-23012937 THIRD TRIMMER SEC. SPRING, 1-5880118 FOURTH TRIMMER SEC. SPRING, 3-6839122 SECOND, THIRD AND FOURTH TRIMMER SPRING VALVE STOPS. 23015612 PLATE MUST BE USED WITH 23018645 OIL TRANSFER PLATE KIT AND 23045388 BALL AT THE #16 LOCATION					

CONTINUED ON NEXT PAGE

ALLISON AUTOMATIC TRANSMISSION HT 700 SERIES PARTS CATALOG 17-3.66

GROUP AV CONT
 CONTROL VALVE, FIGURE 17
 2100 ENGINE RPM GOVERNED SPEED-CHC
 SAME AS GROUP A, EXCEPT FOR PARTS LISTED BELOW.
 NOMENCLATURE PART NO

REF NO	NOMENCLATURE	PART NO	REQ	RECOMMENDED SPARES FOR UNITS		
				1-25	26-50	51-200
25	PLATE, SEPARATOR, USED IN VALVE ASSY 23019472 ONLY	23017528	1	1	2	3
26	BODY, CONTROL VALVE, REPLACE 6836281 BODY..... WITH 23019142 CONTROL VALVE AND GOVERNOR KIT AND 1-6881719 VALVE ASSY AND 8-454818 BOLTS. 6839734 BODY USED PRIOR TO S/N 10,300. 6839734 BODY MAY BE REPLACED WITH 23019142 CONTROL VALVE AND GOVERNOR KIT AND 1-6771719 VALVE ASSY AND 8-454818 BOLTS	6839734	1	1	2	3
26	BODY, CONTROL VALVE, PRIOR TO S/N 2510086868 . 23017825..... WHEN REPLACING 6885199 BODY WITH 23017825 BODY ALSO REPLACE 6833889 TRIMMER REGULATOR VALVE WITH 23017751 TRIMMER REGULATOR VALVE AND 6880188 STOP WITH 23017752 STOP.		1	1	2	3
27	VALVE, THIRD CLUTCH TRIMMER	23014097	1	2	4	10
29	SPRING, TRIMMER VALVE, SEC., USED IN 23010739..... AND 23012058 VALVE ASSYS ONLY	6880118	1	2	4	10
29	SPRING, TRIMMER VALVE, SEC., USED IN 23019472..... VALVE ASSY ONLY	23013908	1	2	4	10
30	SPRING, TRIMMER VALVE	23012937	1	2	4	10
31	STOP, THIRD CLUTCH TRIMMER VALVE, USED IN	6835734	1			
31	STOP, THIRD CLUTCH TRIMMER VALVE, USED IN	6839122	1	2	4	10
32	VALVE, FIRST AND REVERSE CLUTCH TRIMMER	23014097	1	2	4	10
35	SPRING, TRIMMER VALVE, PRIM., USED IN..... 23019472 VALVE ASSY ONLY	23018733	1	2	4	10
37	VALVE, SECOND CLUTCH TRIMMER	23014097	1	2	4	10
39	SPRING, TRIMMER VALVE, SEC., USED IN 23010739..... 23010741, 23012058 AND 23019472 VALVE ASSYS ONLY	6883300	1	2	4	10
45	COVER, TRIM VALVE, USED IN 23019472 VALVE..... ASSY ONLY	6881018	1	2	4	10
47	VALVE, FOURTH CLUTCH TRIMMER	23014097	1	2	4	10
49	SPRING, TRIMMER VALVE, SEC., USED IN 23010739..... 23010741 AND 23012058 CONTROL VALVE ASSYS ONLY	6880118	1	2	4	10
49	SPRING, TRIMMER VALVE, SEC., USED IN 23019472..... VALVE ASSY ONLY	6885166	1	2	4	10
50	SPRING, TRIMMER VALVE, PRIM., USED IN..... 23019472 VALVE ASSY ONLY	6838839	1	2	4	10
51	STOP, FOURTH CLUTCH TRIMMER VALVE, USED IN	6835734	1			
51	STOP, FOURTH CLUTCH TRIMMER VALVE, USED IN	6839122	1	2	4	10
55	SPRING, 2-3 RELAY VALVE	6834528	1	2	4	10
71	SPRING, HOLD REGULATOR, USED IN 23010741,..... 23012058 AND 23019472 VALVE ASSYS ONLY	6837541	1	2	4	10
71	SPRING, HOLD REGULATOR, USED IN 23010739	6837539	1	2	4	10
78	VALVE, 1-2 MODULATOR, USED IN 23019472 VALVE . 23017186 ASSY ONLY					
79	SPRING, 1-2 SHIFT VALVE, USED IN 23010739..... VALVE ASSY ONLY	23013276	1	2	4	10
79	SPRING, 1-2 SHIFT VALVE, USED IN 23010741..... AND 23012058 VALVE ASSYS ONLY	23017031	1	2	4	10

CONTINUED ON NEXT PAGE

GROUP AV CONT
 CONTROL VALVE, FIGURE 17
 2100 ENGINE RPM GOVERNED SPEED-CHC
 SAME AS GROUP A, EXCEPT FOR PARTS LISTED BELOW.

REF NO	NOMENCLATURE	PART NO	REQ	RECOMMENDED SPARES FOR UNITS		
				1-25	26-50	51-200
79	SPRING, 1-2 SHIFT VALVE, USED IN 23019472.....	6885007	1	2	4	10
	VALVE ASSY ONLY					
84	SPRING, 2-3 SHIFT VALVE, USED IN 23010739.....	6884953	1	2	4	10
	VALVE ASSY ONLY					
84	SPRING, 2-3 SHIFT VALVE, USED IN 23010741,	6838357	1	2	4	10
	23012058 AND 23019472 VALVE ASSYS ONLY					
90	SPRING, 3-4 SHIFT VALVE, USED IN 23010739.....	23012950	1	2	4	10
	VALVE ASSY ONLY					
90	SPRING, 3-4 SHIFT VALVE, USED IN 23010741,	23017049	1	2	4	10
	23012058 AND 23019472 VALVE ASSYS ONLY					
95	SPRING, RELAY VALVE, USED IN 23010739 VALVE.....	6832462	1	2	4	10
	ASSY ONLY					
95	SPRING, RELAY VALVE, USED IN 23010741,	6834528	1	2	4	10
	23012058 AND 23019472 VALVE ASSYS ONLY					
98	VALVE, TRIMMER REGULATOR, USED STARTING WITH	23017751	1	2	4	10
	S/N 2510086868.					
98	VALVE, TRIMMER REGULATIR, USED PRIOR TO	6833889	1	2	4	10
	S/N 2510086868.					
99	SPRING, TRIMMER REGULATOR VALVE, USED IN	6838285	1	2	4	10
	23019472 VALVE ASSY ONLY					
100	STOP, TRIMMER REGULATOR VALVE, USED STARTING .	23017752	1	2	4	10
	WITH S/N 2510086868.					
100	STOP, TRIMMER REGULATOR VALVE, USED PRIOR	6880188	1	2	4	10
	TO S/N 2510086868.					
113	SPRING, MODULATOR, USED IN 23019472 VALVE.....	6838519	1	2	4	10
	ASSY ONLY					
	GROUP AW					
	CONTROL VALVE, FIGURE 17					
	1950-2050 ENGINE RPM GOVERNED SPEED- CONVENTIONAL					
	SAME AS GROUP A, EXCEPT FOR PARTS LISTED BELOW					
1	KIT, CONTROL VALVE, GOVERNOR AND LOW SHIFT VALVE	6883684	1	2	4	10
	6883684 KIT CONSISTS OF 6883123 CONTROL VALVE,					
	6881462 GOVERNOR I.D. NO 462 AND 6880149					
	LOW SHIFT VALVE.					
7	KIT, OIL TRANSFER PLATE, KIT CONSISTS OF	23018645	1	1	2	4
	1-23010001 PLATE AND 1-23018646					
	INSTRUCTION SHEET 1202.					
9	BALL, 1/4	23045388	1	2	4	10
11	BALL, 5/16	6880187	1	2	4	10
16	BALL, 1/4, USED STARTING WITH S/N 56538.....	23045388	1	2	4	10
	IN VALVE ASSY 6883123 ONLY. ALSO USED					
	WITH 23016508 PLATE.					
21	SPRING, MODULATOR VALVE	23012948	1	2	4	10
25	PLATE, SEPARATOR, 23016508 PLATE MUST BE	23016508	1	2	4	10
	USED WITH 23018645 OIL TRANSFER PLATE					
	AND HAVE A 23045388 BALL AT THE #16 LOCATION.					
26	BODY, CONTROL VALVE. PRIOR TO S/N 2510086868 .	23017828.....	1	1	2	3
	WHEN REPLACING 6881759 BODY WITH 23017828					
	BODY ALSO REPLACE 6833889 TRIMMER REGULATOR					
	VALVE WITH 23017751 TRIMMER REGULATOR VALVE					
	AND 6880188 STOP WITH 23017752 STOP.					
27	VALVE, THIRD CLUTCH TRIMMER	23014097	1	2	4	10
29	SPRING, TRIMMER VALVE, SEC.....	6880118	1	2	4	10
30	SPRING,TRIMMER VALVE, PRIM	23012937	1	2	4	10
31	STOP, THIRD CLUTCH TRIMMER	6839122	1	2	4	10
32	VALVE, FIRST AND REVERSE CLUTCH TRIMMER	23014097	1	2	4	10
37	VALVE, SECOND CLUTCH TRIMMER	23014097	1	2	4	10

CONTINUED ON NEXT PAGE

ALLISON AUTOMATIC TRANSMISSION HT 700 SERIES PARTS CATALOG 17-3.68

GROUP AW CONT
 CONTROL VALVE, FIGURE 17
 1950-2050 ENGINE RPM GOVERNED SPEED- CONVENTIONAL
 SAME AS GROUP A, EXCEPT FOR PARTS LISTED BELOW
 NOMENCLATURE PART NO

REF NO	NOMENCLATURE	PART NO	REQ	RECOMMENDED SPARES FOR UNITS		
				26-50	51-200	
1-25						
39	SPRING, TRIMMER VALVE, SEC.....	6880118	1	2	4	10
40	SPRING, TRIMMER VALVE, PRIM.....	23012937	1	2	4	10
41	STOP, SECOND CLUTCH TRIMMER VALVE	6889122	1	2	4	10
47	VALVE, FOURTH CLUTCH TRIMMER	23014097	1	2	4	10
49	SPRING, TRIMMER VALVE, SEC.....	6880118	1	2	4	10
50	SPRING, TRIMMER VALVE, PRIM.....	23012937	1	2	4	10
51	STOP, FOURTH CLUTCH TRIMMER VALVE	6839122	1	2	4	10
71	SPRING, HOLD REGULATOR VALVE	6880319	1	2	4	10
77	VALVE, 1-2 SHIFT	6836856	1	2	4	10
78	VALVE, 1-2 MODULATOR	6838412	1	2	4	10
79	SPRING, 1-2 SHIFT VALVE	6884955	1	2	4	10
82	VALVE, 2-3 SHIFT	6837623	1	2	4	10
83	VALVE, 2-3 MODULATOR.....	6836859	1	2	4	10
84	SPRING, 2-3 SHIFT VALVE	6884951				
88	VALVE, 3-4 SHIFT.....	6880986	1	2	4	10
89	VALVE, 3-4 MODULATOR	6837625	1	2	4	10
90	SPRING, 3-4 SHIFT VALVE.....	6884946	1	2	4	10

GROUP AX
 CONTROL VALVE, FIGURE 17
 2100-2200 ENGINE RPM GOVERNED SPEED-HI TORQ RISE
 SAME AS GROUP A, EXCEPT FOR PARTS LISTED BELOW.

1	KIT, CONTROL VALVE, GOVERNOR AND LOW SHIFT	23011552	1	2	4	10
	VALVE, 23011552 CONTROL VALVE KIT CONSISTS OF 23019525 CONTROL VALVE, 6881462 GOVERNOR, I.D. NO. 462 AND 6838329 LOW SHIFT VALVE.					
2	VALVE, LUBRICATION	23017184	1	2	4	10
7	KIT, OIL TRANSFER PLATE, KIT CONSISTS OF	23018645	1	1	2	4
	1-23010001 PLATE AND 1-23018646 INSTRUCTION SHEET *202.					
8	BALL, 1/4	23045388	1	2	4	10
10	BALL, 1/4	23045388	1	2	4	10
16	BALL, 1/4, USED STARTING WITH S/N 13,200 IN.....	23045388	1	2	4	10
	VALVE BODY ASSY'S 6884425, 23011546 AND 23019525.					
21	SPRING, MODULATOR VALVE, USED PRIOR TO.....	6838077	1	2	4	10
	S/N 13,200 IN VALVE ASSY 6883155					
21	SPRING, MODULATOR VALVE, USED STARTING WITH	23012948	1	2	4	10
	S/N 13,200 IN VALVE ASSY'S 6884425, 23011546 AND 23019525.					
25	PLATE, SEPARATOR, USED STARTING WITH S/N	23011960	1	1	2	5
	13,200 IN VALVE ASSY'S 6884425, 23011546 AND 23019525. IN VALVE ASSY 6883155, PRIOR TO S/N 13,200 WHEN REPLACING 6881751 PLATE WITH 23011960 PLATE ALSO ORDER 23018645 TRANSFER PLATE, 23045388 BALL, 3-6880118 SPRING, 16880274 SPRING AND REPLACE 3-6837691 VALVES WITH 3-6835920 VALVES, 2-6837291 SPRING, 2-6833945 SPRINGS, 1-6833940 SPRING WITH 1-6833945 SPRING, 4-6835734 STOPS WITH 4-6839122 STOPS, 1-6835730 SPRING WITH 1-6833938 SPRING, 1-6880246 SPRING WITH 1-6880186 SPRING AND 1-6838077 SPRING WITH 1-6833934 SPRING OR REPLACE 1-6883155 VALVE ASSY WITH 23011552 CONTROL VALVE KIT.					
26	BODY, CONTROL VALVE	6881760	1	1	2	3

CONTINUED ON NEXT PAGE

GROUP AX CONT
 CONTROL VALVE, FIGURE 17
 2100-2200 ENGINE RPM GOVERNED SPEED-HI TORQ RISE
 SAME AS GROUP A, EXCEPT FOR PARTS LISTED BELOW.

REF NO	NOMENCLATURE	PART NO	REQ	RECOMMENDED SPARES FOR UNITS		
				1-25	26-50	51-200
27	VALVE, THIRD CLUTCH TRIMMER, USED PRIOR TO S/N 13,200 IN VALVE ASSY 6883155	6837691	1	2	4	10
27	VALVE, THIRD CLUTCH TRIMMER, USED STARTING WITH S/N 13,200 IN VALVE ASSY'S 6884425, 23011546 AND 23019525.	6835920	1	2	4	10
29	SPRING, TRIMMER VALVE, SEC. USED STARTING WITH S/N 13,200 IN VALVE ASSY'S 6884425, 23011546 AND 23019525.	6880118	!	2	4	10
30	SPRING, TRIMMER VALVE, USED PRIOR TO S/N 13,200 6839271 IN VALVE ASSY 6883155		1	2	4	10
30	SPRING, TRIMMER VALVE, USED STARTING WITH S/N 13,200 IN VALVE ASSY'S 6884425, 23011546 AND 23019525.	23012937	1	2	4	10
31	STOP, THIRD CLUTCH TRIMMER VALVE, USED PRIOR TO S/N 13,200 IN VALVE ASSY 6883155.	23013432	1	2	4	10
31	STOP, THIRD CLUTCH TRIMMER VALVE, USED STARTING WITH S/N 13,200 IN VALVE ASSY'S 6884425, 23011542 AND 23019525.	6839122	1	2	4	10
32	VALVE, FIRST AND REVERSE CLUTCH TRIMMER, USED PRIOR TO S/N 13,200 IN VALVE ASSY 6883155	23016686	1	2	4	10
32	VALVE, FIRST AND REVERSE CLUTCH TRIMMER, USED STARTING WITH S/N 13,200 IN VALVE ASSY'S 6884425, 23011546 AND 23019525.	23014097	1	2	4	10
34	SPRING, TRIMMER VALVE, USED STARTING WITH S/N 13,200 IN VALVE ASSY'S 6884425, 23011546 AND 23019525.	6885166	1	2	4	10
35	SPRING, TRIMMER VALVE, USED PRIOR TO S/N 13,200 23013754 IN VALVE ASSY 6883155		1	2	4	10
35	SPRING, FIRST CLUTCH TRIMMER VALVE, USED STARTING WITH S/N 13,200 IN VALVE ASSY'S 6884425, 23011546 AND 23019525.	6833938	1	2	4	10
36	STOP, FIRST CLUTCH TRIMMER VALVE, USED PRIOR TO S/N 13,200 IN VALVE ASSY 6883155	23013432	1	2	4	10
36	STOP, FIRST CLUTCH TRIMMER VALVE, USED STARTING WITH S/N 13,200 IN VALVE ASSY'S 6884425, 23011546 AND 23019525.	6839122	1	2	4	10
37	VALVE, SECOND CLUTCH TRIMMER, USED PRIOR TO S/N 13,200 IN VALVE ASSY 6883155.	23016686	1	2	4	10
37	VALVE, SECOND CLUTCH TRIMMER, USED STARTING WITH S/N 13,200 IN VALVE ASSY'S 6884425, 23011546 AND 23019525.	23014097	1	2	4	10
39	SPRING, TRIMMER VALVE, SEC. USED STARTING WITH S/N 13,200 IN VALVE ASSY'S 6884425, 23011546 AND 23019525.	6880118	1	2	4	10
40	SPRING, TRIMMER VALVE, USED PRIOR TO S/N 13,200 IN VALVE ASSY 6883155.	6839271	1	2	4	10
40	SPRING, TRIMMER VALVE, PRIM., USED STARTING WITH S/N 13,200 IN VALVE ASSY'S 6884425, 23011546 AND 23019525.	23012937	1	2	4	10
41	STOP, SECOND CLUTCH TRIMMER VALVE, USED PRIOR TO S/N 13,200 IN VALVE ASSY 6883155.	23013432	1	2	4	10
41	STOP, SECOND CLUTCH TRIMMER VALVE, USED STARTING WITH S/N 13,200 IN VALVE ASSY'S 6884425, 23011546 AND 23019525.	6839122	1	2	4	10
47	VALVE, FOURTH CLUTCH TRIMMER	23016686	1	2	4	10
49	SPRING, TRIMMER VALVE, SEC., USED STARTING WITH S/N 13,200 IN VALVE ASSY'S 6884425, 23011546 AND 23019525.	6880118	1	2	4	10
50.	SPRING, TRIMMER VALVE, USED PRIOR TO S/N 13,200 6833940 IN VALVE ASSY 6883155.		1	2	4	10

CONTINUED ON NEXT PAGE

ALLISON AUTOMATIC TRANSMISSION HT 700 SERIES PARTS CATALOG 17-3.70

GROUP AX CONT
 CONTROL VALVE, FIGURE 17
 2100-2200 ENGINE RPM GOVERNED SPEED-HI TORQ RISE
 SAME AS GROUP A, EXCEPT FOR PARTS LISTED BELOW.
 NOMENCLATURE PART NO

REF NO	NOMENCLATURE	PART NO	REQ	RECOMMENDED SPARES FOR UNITS		
				1-25	26-50	51-200i
50	SPRING, TRIMMER VALVE, PRIM., USED STARTING WITH S/N 13,200 IN VALVE ASSY'S 6884425, 23011546 AND 23019525.	23012937	1	2	4	10
51	STOP, FOURTH CLUTCH TRIMMER VALVE, USED PRIOR TO S/N 13,200 IN VALVE ASSY 6883155.	23013432	1	2	4	10
51	STOP, FOURTH CLUTCH TRIMMER VALVE, USED STARTING WITH S/N 13,200 IN VALVE ASSY'S 6884425, 23011546 AND 23019525.	6839122	1	2	4	10
71	SPRING, HOLD REGULATOR VALVE	6836784	1	2	4	10
79	SPRING, 1-2 SHIFT VALVE.....	6884951	1	2	4	10
82	VALVE, 2-3 SHIFT	6837618	1	2	4	10
84	SPRING, 2-3 SHIFT VALVE	23017049	1	2	4	10
88	VALVE, 3-4 SHIFT.....	6880987	1	2	4	10
89	VALVE, 3-4 MODULATOR	6837621	1	2	4	10
90	SPRING, 3-4 SHIFT VALVE	23017028	1	2	4	10
99	SPRING, TRIMMER REGULATOR VALVE, USED PRIOR TO S/N 13,200 IN VALVE ASSY. 6883155	6880246	1	2	4	10
99	SPRING, TRIMMER REGULATOR VALVE, USED STARTING WITH S/N 13,200 IN VALVE ASSY'S 6884425, 23011546 AND 23019525.	23018423	1	2	4	10

GROUP AY
 CONTROL VALVE, FIGURE 17
 2300-2500 ENGINE RPM GOVERNED SPEED-CVNT. NO IST L.U.
 SAME AS GROUP A, EXCEPT FOR PARTS LISTED BELOW

I	KIT, CONTROL VALVE AND GOVERNOR. 23010759 KIT CONSISTS OF 23010739 CONTROL VALVE AND 6881462 GOVERNOR. I.D. NO. 462	23010759	1	2	4	10
16	BALL, 1/4, USED WITH 23016512 PLATE.....	23018313	1	2	4	10
25	PLATE, SEPARATOR, WHEN REPLACING 6881756 PLATE WITH 23016512 PLATE ALSO ORDER 1-6883300 SECOND TRIMMER SEC. SPRING, 1-23012937 THIRD TRIMMER SEC. SPRING, 1-6880118 FOURTH TRIMMER SEC. SPRING AND 3-6839122 SECOND, THIRD AND FOURTH TRIMMER SPRING VALVE STOPS. 23016512 PLATE MUST BE USED WITH 23010000 OIL TRANSFER PLATE AND 23015476 BALL AT THE #16 LOCATION.	23016512	1	1	2	3
29	SPRING, TRIMMER VALVE, SEC. USED IN..... 23010739 VALVE ASSY ONLY.	6880118	1	2	4	10
30	SPRING, TRIMMER VALVE, PRIM., USED IN 6882261..... AND 23010739 VALVE ASSYS ONLY.	23012937	1	2	4	10
31	STOP, THIRD CLUTCH TRIMMER VALVE, USED IN 6882261 VALVE ASSY ONLY.	6835734	1			
31	STOP, THIRD CLUTCH TRIMMER VALVE, USED IN 23010739 VALVE, ASSY ONLY.	6839122	1	2	4	10
39	SPRING, TRIMMER VALVE, SEC. USED IN..... 23010739 VALVE ASSY ONLY.	6883300	1	2	4	10
40	SPRING, TRIMMER VALVE, PRIM.....	6839271	1	2	4	10
49	SPRING, TRIMMER VALVE, SEC. USED IN..... 23010739 VALVE ASSY ONLY.	6880118	1	2	4	00
50	SPRING, TRIMMER VALVE, PRIM.....	23012937	1	2	4	10
51	STOP, FOURTH CLUTCH TRIMMER VALVE, USED IN 6882261 VALVE ASSY ONLY.	6835734	1	2	4	10
51	STOP, FOURTH CLUTCH TRIMMER VALVE, USED IN 23010739 CONTROL VALVE ONLY	6839122	1	2	4	10
55	SPRING, RELAY VALVE.....	6834528	1	2	4	10
95	SPRING, RELAY VALVE.....	6834528	1	2	4	10

GROUP AZ
 CONTROL VALVE, FIGURE 17
 1950-2050 ENGINE RPM GOVERNED SPEED-HI TORQ RISE
 SAME AS GROUP A, EXCEPT FOR PARTS LISTED BELOW

REF NO	NOMENCLATURE	PART NO	REQ	RECOMMENDED SPARES FOR UNITS		
				1-25	26-50	51-200
1	KIT, CONTROL VALVE, GOVERNOR AND LOW SHIFT VALVE 6883663 KIT CONSISTS OF 23011549 CONTROL VALVE, 6881462 GOVERNOR, I.D. NO. 462 AND 6838329 LOW SHIFT VALVE.	23011555	1	2	4	10
2	VALVE, LUBRICATION	23017184	1	2	4	10
7	KIT, OIL TRANSFER PLATE, KIT CONSISTS OF 1-23010001 PLATE AND 1-23018646 INSTRUCTION SHEET #202.	23018645	1	1	2	4
8	BALL, 1/4	23045388	1	2	4	10
10	BALL, 1/4	23045388	1	2	4	10
16	BALL, 1/4, USED STARTING WITH S/N 13,200 IN VALVE BODY ASSY 6884426 AND 23011549	23045388				
21	SPRING, MODULATOR VALVE	23012948	1	2	4	10
25	PLATE, SEPARATOR, USED STARTING WITH S/N 13,200 IN VALVE ASSY 6884426 AND 23011549. IN VALVE ASSY 6883296, WHEN REPLACING 6881751 OR 6883470 PLATE WITH 23011960 PLATE ALSO ORDER 23010000 TRANSFER PLATE AND 23015476 BALL.	23011960	1	2	4	10
26	BODY, CONTROL VALVE	6881760	1	1	2	3
27	VALVE, THIRD CLUTCH TRIMMER	23014097	1	2	4	10
29	SPRING, TRIMMER VALVE, SEC.....	6880118	1	2	4	10
30	SPRING, TRIMMER VALVE, PRIM.....	23012937	1	2	4	10
31	STOP, THIRD CLUTCH TRIMMER VALVE	23014097	1	2	4	10
32	VALVE, FIRST AND REVERSE CLUTCH TRIMMER	23014097	1	2	4	10
34	SPRING, TRIMMER VALVE, SEC	6885166	1	2	4	10
35	SPRING, TRIMMER VALVE, PRIM.....	6833938	1	2	4	10
36	STOP, FIRST CLUTCH TRIMMER	6839122	1	2	4	10
37	VALVE, SECOND CLUTCH TRIMMER	23014097	1	2	4	10
39	SPRING, TRIMMER VALVE, SEC.....	6880118	1	2	4	10
40	SPRING, TRIMMER VALVE, PRIM.....	23012937	1	2	4	10
41	STOP, SECOND CLUTCH TRIMMER VALVE.....	6839122	1	2	4	10
47	VALVE, FOURTH CLUTCH TRIMMER	6835920	1	2	4	10
49	SPRING, TRIMMER VALVE, SEC.....	6880118	1	2	4	10
50	SPRING, TRIMMER VALVE, PRIM.....	23012937	1	2	4	10
51	STOP, FOURTH CLUTCH TRIMMER VALVE	6839122	1	2	4	10
71	SPRING, HOLD REGULATOR VALVE	6836784	1	2	4	10
79	SPRING, 1-2 SHIFT VALVE.....	6884947	1	2	4	10
82	VALVE, 2-3 SHIFT	6837618	1	2	4	10
84	SPRING, 2-3 SHIFT VALVE.....	6884949	1	2	4	10
88	VALVE, 3-4 SHIFT.....	6880987	1	2	4	10
89	VALVE, 3-4 MODULATOR	6837621	1	2	4	10
90	SPRING, 3-4 SHIFT VALVE.....	23018388	1	2	4	10
99	SPRING, TRIMMER REGULATOR VALVE	23018423	1	2	4	10

GROUP BA
 CONTROL VALVE, FIGURE 17
 2100-2200 ENGINE RPM GOVERNED SPEED-CONVENTIONAL
 SAME AS GROUP A, EXCEPT FOR PARTS LISTED BELOW

	KIT, CONTROL VALVE, GOVERNOR AND LOW SHIFT VALVE. CONSISTING OF 23019528 CONTROL VALVE, 6881462 GOVERNOR, I.D. NO. 462 AND 6880149 LOW SHIFT VALVE	6883687	1	2	4	10
2	VALVE, LUBRICATION	23017184	1	2	4	10

CONTINUED ON NEXT PAGE

ALLISON AUTOMATIC TRANSMISSION HT 700 SERIES PARTS CATALOG 17-3.72

GROUP BA CONT
 CONTROL VALVE, FIGURE 17
 2100-2200 ENGINE RPM GOVERNED SPEED-CONVENTIONAL
 SAME AS GROUP A, EXCEPT FOR PARTS LISTED BELOW
 NOMENCLATURE PART NO

REF NO	NOMENCLATURE	PART NO	REQ	RECOMMENDED SPARES FOR UNITS		
				1-25	26-50	51-200
7	KIT, OIL TRANSFER PLATE, KIT CONSISTS OF 1-23010001 PLATE AND 1-23018646 INSTRUCTION SHEET #202.	23018645	1	1	2	4
9	BALL, 1/4	23045388	1	2	4	10
11	BALL, 5/16	23018495	1	2	4	10
16	BALL, 1/4, USED STARTING WITH S/N 56536..... ALSO USED WITH 23016508 PLATE.	23045388	1	2	4	10
21	SPRING, MODULATOR VALVE.....	23012948	1	2	4	10
25	PLATE, SEPARATOR, USED WITH 23045388 BALL..... AT i16 LOCATION.	23016508	1	2	4	10
26	BODY, CONTROL VALVE, PRIOR TO S/N 2510086868 WHEN REPLACING 6881759 BODY WITH 23017828 BODY ALSO REPLACE 1-6833889 TRIMMER REGULATOR VALVE WITH 1-23017751 TRIMMER REGULATOR VALVE AND 1-6880188 STOP WITH 1-23017752 STOP.	23017828	1	1	2	3
27	VALVE, THIRD CLUTCH TRIMMER	23014097	1	2	4	10
29	SPRING, TRIMMER VALVE, SEC.....	6880118	1	2	4	10
30	SPRING, TRIMMER VALVE, PRIM.....	23012937	1	2	4	10
31	STOP, THIRD CLUTCH TRIMMER	6839122	1	2	4	10
32	VALVE, FIRST AND REVERSE CLUTCH TRIMMER	23014097	1	2	4	10
37	VALVE, SECOND CLUTCH TRIMMER	23014097	1	2	4	10
39	SPRING, TRIMMER VALVE, SEC.....	6880118	1	2	4	10
40	SPRING, TRIMMER VALVE, PRIM.....	23012937	1	2	4	10
41	STOP, SECOND CLUTCH TRIMMER VALVE.....	6889122	1	2	4	10
47	VALVE, FOURTH CLUTCH	23014097	1	2	4	10
49	SPRING, TRIMMER VALVE, SEC.....	6880188	1	2	4	10
50	SPRING, TRIMMER VALVE, PRIM.....	23012937	1	2	4	10
51	STOP, FOURTH CLUTCH TRIMMER	6839122	1	2	4	10
71	SPRING, HOLD REGULATOR VALVE	6880319	1	2	4	10
77	VALVE, 1-2 SHIFT.....	6836856	1	2	4	10
78	VALVE, 1-2 MODULATOR	6838412	1	2	4	10
79	SPRING, 1-2 SHIFT VALVE.....	6838357	1	2	4	10
82	VALVE, 2-3 SHIFT	6837623	1	2	4	10
83	VALVE, 2-3 MODULATOR	6836859	1	2	4	10
84	SPRING, 2-3 SHIFT VALVE.....	6884951	1	2	4	10
88	VALVE, 3-4 SHIFT	6880986	1	2	4	10
89	VALVE, 3-4 MODULATOR	6837625	1	2	4	10
90	SPRING, 3-4 SHIFT VALVE.....	6883665	1	2	4	10

GROUP BB
 CONTROL VALVE, FIGURE 17
 1950 ENGINE RPM GOVERNED SPEED-COACH
 SAME AS GROUP A, EXCEPT FOR PARTS LISTED BELOW

1	VALVE ASSY, CONTROL, VALVE ASSY 6883335 NOT SERVICED AS AN ASSY, ORDER DETAIL PARTS.	6883335	**			
7	PLATE, OIL TRANSFER.....	6839726	1	1	2	4
25	PLATE, SEPARATOR.....	6881145	1	1	2	5
26	BODY, CONTROL VALVE, NOT SERVICED, CHECK WITH SERVICE DEPT	6839734	1			
72	STOP, HOLD REGULATOR VALVE	6831763	1	2	4	10
73	PLUG, HOLD REGULATOR VALVE	8623295	1	2	4	10
74	PIN, RETAINER	8619769	1	2	4	10
75	VALVE, MANUAL SELECTOR	6836406	1	2	4	10
79	SPRING, 1-2 SHIFT VALVE.....	6834576	1	2	4	10
101-104	NOT USED IN THIS GROUP					

.* SERVICED ONLY AS DETAIL PARTS - NOT AVAILABLE AS AN ASSEMBLY

GROUP BC
 CONTROL VALVE, FIGURE 17
 1950-2050 ENGINE RPM GOVERNED SPEED-CVNT. NO IST L.U.
 SAME AS GROUP A, EXCEPT FOR PARTS LISTED BELOW

REF NO	NOMENCLATURE	PART NO	REQ	RECOMMENDED SPARES FOR UNITS		
				1-25	26-50	51-200
1	VALVE ASSY, CONTROL, NOT SERVICED AS AN ASSEMBLY, ORDER DETAIL PARTS	23010745 **				
7	KIT, OIL TRANSFER PLATE, KIT CONSISTS OF 1-23010001 PLATE AND 1-23018646 INSTRUCTION SHEET #202.	23018645	1	1	2	4
9	BALL, 1/4, USED STARTING WITH S/N 56538 IN 23010745 VALVE ASSY ONLY	23045388	1	2	4	10
11	BALL, 5/16, USED STARTING WITH S/N 56538 IN 23010745 VALVE ASSY ONLY	23018495	1	2	4	10
16	BALL, 1/4, USED STARTING WITH S/N 56538 IN 23010745 VALVE ASSY ONLY	23045388	1	2	4	10
29	SPRING, TRIMMER VALVE, SEC, USED IN 23010745 VALVE ASSY ONLY	6880188	1	2	4	10
30	SPRING, TRIMMER VALVE, PRIM, USED IN 23010745 VALVE ASSY ONLY	23012937	1	2	4	10
31	STOP, THIRD CLUTCH TRIMMER VALVE USED IN 23010745 VALVE ASSY ONLY	6839122	1	2	4	10
39	SPRING, TRIMMER VALVE, SEC, USED IN 23010745 VALVE ASSY ONLY	6883300	1	2	4	10
41	STOP, SECOND CLUTCH TRIMMER VALVE, USED IN 6883251 VALVE ASSY ONLY	6835734	1	2	4	10
41	STOP, SECOND CLUTCH TRIMMER VALVE, USED IN 23010745 VALVE ASSY ONLY	6839122	1	2	4	10
47	VALVE, FOURTH CLUTCH TRIMMER, USED IN 23010745 VALVE ASSY ONLY	23016686	1	2	4	10
49	SPRING, TRIMMER VALVE, SEC, USED IN 23010745 VALVE ASSY ONLY	6880188	1	2	4	10
51	STOP, FOURTH CLUTCH TRIMMER VALVE, USED IN 23010745 VALVE ASSY ONLY	6839122	1	2	4	10
71	SPRING, HOLD REGULATOR	6837540	1	2	4	10
79	SPRING, 1-2 SHIFT VALVE	23017043	1	2	4	10
84	SPRING, 2-3 SHIFT VALVE	6884953	1	2	4	10
90	SPRING, 3-4 SHIFT VALVE	6884947	1	2	4	10

GROUP BD
 CONTROL VALVE, FIGURE 17
 1950 ENGINE RPM GOVERNED SPEED-HI TORQ RISE
 SAME AS GROUP A, EXCEPT FOR PARTS LISTED BELOW

1	KIT, CONTROL VALVE, GOVERNOR AND LOW SHIFT VALVE, 23011553 KIT CONSISTS OF 23011547 VALVE ASSY, 6881462 GOVERNOR, I.D. NO 462 AND 6838329 LOW SHIFT VALVE	23011553	1	2	4	10
2	VALVE, LUBRICATION	23017184	1	2	4	10
7	KIT, OIL TRANSFER PLATE, KIT CONSISTS OF 1-23010001 PLATE AND 1-23018646 INSTRUCTION SHEET #202.	23018645	1	1	2	4
8	BALL, 5/16	23045388	1	2	4	10
10	BALL, 1/4	23045388	1	2	4	10
14	BALL, 1/4, USED STARTING WITH S/N 13,200 IN VALVE ASSY 6884177	23045388	1	2	4	10
16	BALL, 1/4, USED STARTING WITH S/N 56538 IN VALVE ASSY 23010745 ONLY	23045388	1	2	4	10
21	SPRING, MODULATOR VALVE	23012948	1	2	4	10

CONTINUED ON NEXT PAGE

SERVICED ONLY AS DETAIL PARTS - NOT AVAILABLE AS AN ASSEMBLY

ALLISON AUTOMATIC TRANSMISSION HT 700 SERIES PARTS CATALOG 17-3.74

GROUP BD CON1
 CONTROL VALVE, FIGURE 17
 1950 ENGINE RPM GOVERNED SPEED-HI TORQ RISE
 SAME AS GROUP A, EXCEPT FOR PARTS LISTED BELOW

REF NO	NOMENCLATURE	PART NO	REQ	RECOMMENDED SPARES FOR UNITS		
				1-25	26-50	51-200
25	PLATE, SEPARATOR, USED PRIOR TO S/N 13,200 IN..... VALVE ASSY 6883508. WHEN REPLACING 6883470 PLATE WITH 23011960 PLATE ALSO ORDER 23018645 TRANSFER PLATE KIT AND 23045388 BALL. 23011960 PLATE USED STARTING WITH S/N 13,200 IN 6884177 AND 23011547 VALVES.	23011960	1	1	2	5
26	BODY, CONTROL VALVE	6881760	1	1	2	3
27	VALVE, THIRD CLUTCH TRIMMER	23014097	1	2	4	10
29	SPRING, TRIMMER VALVE, SEC.....	6880118	1	2	4	10
30	SPRING, TRIMMER VALVE, PRIM.....	23012937	1	2	4	10
31	STOP, THIRD CLUTCH TRIMMER	6839122	1	2	4	10
32	VALVE, FIRST AND REVERSE CLUTCH TRIMMER	23014097	1	2	4	10
34	SPRING, TRIMMER VALVE, SEC.....	6885166	1	2	4	10
35	SPRING, TRIMMER VALVE, PRIM.....	6833938	1	2	4	10
36	STOP, FIRST CLUTCH TRIMMER VALVE	6839122	1	2	4	10
37	VALVE, SECOND CLUTCH TRIMMER	23014097	1	2	4	10
39	SPRING, TRIMMER VALVE, SEC	6880118	1	2	4	10
40	SPRING, TRIMMER VALVE, PRIM.....	23012937	1	2	4	10
41	STOP, SECOND CLUTCH TRIMMER VALVE.....	6839122	1	2	4	10
47	VALVE, FOURTH CLUTCH TRIMMER	23016686	1	2	4	10
49	SPRING, TRIMMER VALVE, SEC.....	6880118	1	2	4	10
50	SPRING, TRIMMER VALVE, PRIM.....	23012937	1	2	4	10
51	STOP, FOURTH CLUTCH TRIMMER VALVE	6839122	1	2	4	10
71	SPRING, HOLD REGULATOR VALVE	6836784	1	2	4	10
79	SPRING, 1-2 SHIFT VALVE	6884947	1	2	4	10
82	VALVE, 2-3 SHIFT	6837618	1	2	4	10
84	SPRING, 2-3 SHIFT VALVE	23012949	1	2	4	10
88	VALVE, 3-4 SHIFT.....	6880987	1	2	4	10
89	VALVE, 3-4 MODULATOR	6837621	1	2	4	10
90	SPRING, 3-4 SHIFT VALVE.....	23018388	1	2	4	10
99	SPRING, TRIMMER REGULATOR VALVE	6880186	1	2	4	10

GROUP BE
 CONTROL VALVE, FIGURE 17
 2200 ENGINE RPM GOVERNED SPEED - TRUCK
 SAME AS GROUP A, EXCEPT FOR PARTS LISTED BELOW

1	VALVE ASSY, CONTROL, NOT SERVICED AS AN	23010746 **	1			
	ASSEMBLY, ORDER DETAIL PARTS					
7	KIT, OIL TRANSFER PLATE, KIT CONSISTS OF	23018645	1	1	2	4
	1-23010001 PLATE AND 1-23018646 INSTRUCTION SHEET *202.					
9	BALL, 1/4, NOT USED IN 6883584 VALVE ASSY.....	23045388	1	2	4	10
11	BALL, 5/16, NOT USED IN 6883584 VALVE ASSY.....	23018495	1	2	4	10
16	BALL, 1/4, NOT USED IN 6883584 VALVE ASSY.....	23045388	1	2	4	10
25	PLATE, SEPARATOR, 23016512 SEPARATOR PLATE	23016512	1	1	2	5
	MUST BE USED WITH 23010000 TRANSFER PLATE AND HAVE A 23015476 BALL AT THE #16 LOCATION					
26	BODY, CONTROL VALVE, PRIOR TO S/N 2510086868	23017825	1	1	2	3
	WHEN REPLACING 6885199 BODY WITH 23017825 BODY ALSO REPLACE 6833889 TRIMMER REGULATOR VALVE WITH 23017751 TRIMMER REGULATOR VALVE AND 6880188 STOP WITH 23017752 STOP.					
29	SPRING, TRIMMER VALVE, SEC. NOT USED IN.....	6880118	1	2	4	10
	6883584 VALVE ASSY.					

CONTINUED ON NEXT PAGE

* SERVICED ONLY AS DETAIL PARTS - NOT AVAILABLE AS AN ASSEMBLY

GROUP BE CONT
 CONTROL VALVE, FIGURE 17
 2200 ENGINE RPM GOVERNED SPEED - TRUCK
 SAME AS GROUP A, EXCEPT FOR PARTS LISTED BELOW

REF NO	NOMENCLATURE	PART NO	REQ	RECOMMENDED SPARES FOR UNITS		
				1-25	26-50	51-200
30	SPRING, TRIMMER VALVE, PRIM.....	23012937	1	2	4	10
31	STOP, THIRD CLUTCH TRIMMER VALVE, USED IN 6883584 VALVE ASSY ONLY.	6835734	1	2	4	10
31	STOP, THIRD CLUTCH TRIMMER VALVE, NOT USED IN 6883584 VALVE ASSY.	6839122	1	2	4	10
39	SPRING, TRIMMER VALVE, SEC. NOT USED IN..... 6883584 VALVE ASSY.	6883300	1	2	4	10
41	STOP, SECOND CLUTCH TRIMMER VALVE, USED IN..... 6883584 VALVE ASSY ONLY.	6835734	1	2	4	10
41	STOP, SECOND CLUTCH TRIMMER VALVE, NOT USED IN 6883584 VALVE ASSY.	6839122	1	2	4	10
47	VALVE, FOURTH CLUTCH TRIMMER	23016686	1	2	4	10
49	SPRING, TRIMMER VALVE, SEC. NOT USED IN..... 6883584 VALVE ASSY.	6880118	1	2	4	10
51	STOP, FOURTH CLUTCH TRIMMER VALVE, USED IN 6883584 VALVE ASSY ONLY.	6835734	1	2	4	10
51	STOP, FOURTH CLUTCH TRIMMER VALVE, NOT USED IN 6883584 VALVE ASSY.	6839122	1	2	4	10
71	SPRING, HOLD REGULATOR VALVE	6836785	1	2	4	10
79	SPRING, 1-2 SHIFT VALVE.....	23017028	1	2	4	10
84	SPRING, 2-3 SHIFT VALVE.....	23013268	1	2	4	10
90	SPRING, 3-4 SHIFT VALVE.....	23017050	1	2	4	10

GROUP BF
 CONTROL VALVE, FIGURE 17
 2100-2200 ENGINE RPM GOVERNED SPEED-CONVENTIONAL

1	VALVE ASSY, CONTROL, 6839713 CONTROL VALVE NOT SERVICED AS AN ASSEMBLY. ORDER DETAIL PARTS. SEE SPI 15TR75	6839713	**	1		
2	VALVE, LUBRICATION	6834713	1	2	4	10
3	SPRING, CHECK VALVE	23018455	1	2	4	10
4	WASHER, SPRING CUP	6836955	1	2	4	10
5	PIN, DOWEL	141114	1	2	4	10
6	PIN, CHECK VALVE	6836953	1	2	4	10
7	PLATE, OIL TRANSFER.....	6839726	1	1	2	4
8	NOT USED IN THIS GROUP					
9	BALL, 1/4	23045388	1	2	4	10
10	NOT USED IN THIS GROUP					
11	BALL, 5/16	23018495	1	2	4	10
12	BALL, 1/4	23045388	1	2	4	10
13	BALL, 1/4	23045388	1	2	4	10
14	NOT USED IN THIS GROUP					
15	NOT USED IN THIS GROUP					
16	NOT USED IN THIS GROUP					
17	BODY, MODULATOR PRESSURE VALVE	6833878	1	1	2	5
18	PIN, RETAINER.....	9428493	1	2	4	10
19	BOLT, HX HD, 1/4-20 X 2 1/2.....	445968	1	6	12	36
20	VALVE, MODULATOR	6835003	1	2	4	10
21	SPRING, MODULATOR VALVE	23012948	1	2	4	10
22	WASHER, RETAINER	6833949	1	2	4	10
23	STOP, VALVE	6880158	1	2	4	10
24	RING, SPRING ADJUSTING	6833891	1	2	4	10
25	PLATE, SEPARATOR	6839727	1	1	2	5
26	BODY, CONTROL VALVE, NOT SERVICED, CHECK WITH SERVICE DEPT	6839735	1			

CONTINUED ON NEXT PAGE

SERVICED ONLY AS DETAIL PARTS - NOT AVAILABLE AS AN ASSEMBLY

ALLISON AUTOMATIC TRANSMISSION HT 700 SERIES PARTS CATALOG 17-3.76

GROUP BF CONT
CONTROL VALVE, FIGURE 17
2100-2200 ENGINE RPM GOVERNED SPEED-CONVENTIONAL
NOMENCLATURE PART NO

REF NO	NOMENCLATURE	PART NO	REQ	RECOMMENDED SPARES FOR UNITS		
				1-25	26-50	51-200
27	VALVE, THIRD CLUTCH TRIMMER	6837691	1	2	4	10
28	PLUG, TRIMMER	6835921	1	2	4	10
29	NOT USED IN THIS GROUP					
30	SPRING, TRIMMER VALVE	6839271	1	2	4	10
31	STOP, THIRD CLUTCH TRIMMER VALVE	6835734	1	2	4	10
32	VALVE, FIRST AND REVERSE CLUTCH TRIMMER	6837691	1	2	4	10
33	PLUG, TRIMMER	6835921	1	2	4	10
34	SPRING, TRIMMER VALVE, SEC.....	6885166	1	2	4	10
35	SPRING, TRIMMER VALVE, PRIM., WHEN REPLACING . 6833938..... 6837693 SPRING WITH 6833938 SPRING ALSO ORDER 6880274 SPRING AND 6839122 STOP.		1	2	4	10
36	STOP, FIRST CLUTCH TRIMMER VALVE, WHEN REPLACING 6835734 STOP WITH 6839122 STOP ALSO ORDER 6880274 SPRING AND 6833938 SPRING	6839122	1	2	4	10
37	VALVE, SECOND CLUTCH TRIMMER	6837691	1	2	4	10
38	PLUG, TRIMMER	6835921	1	2	4	10
39	NOT USED IN THIS GROUP					
40	SPRING, TRIMMER VALVE	6839271	1	2	4	10
41	STOP, SECOND CLUTCH TRIMMER VALVE.....	6835734	1	2	4	10
42	STOP, TRIM BOOST ACCUMULATOR	9436084	1	2	4	10
43	SPRING, TRIM BOOST ACCUMULATOR	6838989	1	2	4	10
44	VALVE, ACCUMULATOR, TRIM BOOST	6838986	1	2	4	10
45	COVER, TRIM VALVE	6838985	1	2	4	10
46	BOLT, HX HD, 1/4-20 X 5/8.....	443603	8	16	32	64
47	VALVE, FOURTH CLUTCH TRIMMER	6837691	1	2	4	10
48	PLUG, TRIMMER	6835921	1	2	4	10
49	NOT USED IN THIS GROUP					
50	SPRING, TRIMMER VALVE	23012937	1	2	4	10
51	STOP, FOURTH CLUTCH TRIMMER VALVE	6835734	1	2	4	10
52	PIN, RETAINER.....	6703169	1	2	4	10
53	PIN, RETAINER.....	6703169	1	2	4	10
54	VALVE, 2-3 RELAY	6833888	1	2	4	10
55	SPRING, RELAY VALVE.....	6832462	1	2	4	10
56	STOP, 2-3 RELAY VALVE, REPLACE 6834530 STOP..... AND 6834445 SPACER WITH 6839829 STOP	6839829	1	2	4	10
57	VALVE, 1-2 RELAY	6835928	1	2	4	10
58	SPRING, RELAY VALVE.....	6834528	1	2	4	10
59	SPACER, VALVE SPRING	6835930	1	2	4	10
60	PLUG, 1/8	23012036	1	2	4	10
61	SCREEN ASSY, GOVERNOR.....	8624471	1	2	4	10
62	VALVE, ACCUMULATOR	6838986	1	2	4	10
63	SPRING, ACCUMULATOR VALVE	6838988	1	2	4	10
64	STOP, ACCUMULATOR VALVE	6838987	1	2	4	10
65	PIN, ACCUMULATOR VALVE	455289	1	2	4	10
66	BOLT, SPECIAL, 3/8-16 X 3/4.....	6839696	1	2	4	10
67	STOP, PRIORITY VALVE	6838429	1	2	4	10
68	SPRING, PRIORITY VALVE	6835729	1	2	4	10
69	VALVE, PRIORITY.....	6835929	1	2	4	10
70	VALVE, HOLD REGULATOR	6831737	1	2	4	10
71	SPRING, HOLD REGULATOR VALVE	6838368	1	2	4	10
72	STOP, HOLD REGULATOR VALVE	6831763	1	2	4	10
73	PLUG, HOLD REGULATOR VALVE	8623295	1	2	4	10
74	VALVE, PRIORITY	8619769	1	2	4	10
75	VALVE, MANUAL SELECTOR	6839695	1	2	4	10
76	PIN, RETAINER.....	9428493	1	2	4	10
77	VALVE, 1-2 SHIFT	6836856	1	2	4	10
78	VALVE, 1-2 MODULATOR	6838412	1	2	4	10
79	SPRING, 1-2 SHIFT VALVE.....	6838366	1	2	4	10
80	STOP, 1-2 SHIFT VALVE.....	683389%	1	2	4	10
81	RING, SPRING ADJUSTING	6833891	1	2	4	10
82	VALVE, 2-3 SHIFT.....	6837623	1	2	4	10
83	VALVE, 2-3 MODULATOR	6836859	1	2	4	10

CONTINUED ON NEXT PAGE

GROUP BF CONT
 CONTROL VALVE, FIGURE 17
 2100-2200 ENGINE RPM GOVERNED SPEED-CONVENTIONAL
 NOMENCLATURE PART NO

REF NO	NOMENCLATURE	PART NO	REQ	RECOMMENDED SPARES FOR UNITS		
				1-25	26-50	51-200
84	SPRING, 2-3 SHIFT VALVE.....	6838358	1	2	4	10
85	STOP, 2-3 SHIFT VALVE.....	6833896	1	2	4	10
86	RING, SPRING ADJUSTING	6833891	1	2	4	10
87	PIN, RETAINER.....	9428493	1	2	4	10
88	VALVE, 3-4 SHIFT	6880986	1	2	4	10
89	VALVE, 3-4 MODULATOR	6837625	1	2	4	10
90	SPRING, 3-4 SHIFT VALVE.....	23012954	1	2	4	10
91	STOP, 3-4 SHIFT VALVE.....	68338%	1	2	4	10
92	RING, SPRING ADJUSTING	6833891	1	2	4	10
93	PIN, RETAINER.....	9428493	1	2	4	10
94	VALVE, 3-4 RELAY	6833888	1	2	4	10
95	SPRING, RELAY VALVE.....	6832462	1	2	4	10
96	STOP, 3-4 RELAY VALVE, REPLACE 6834530 STOP.....	6839829	1	2	4	10
	AND 6834445 SPACER WITH 6838929 STOP					
97	PIN, RETAINER.....	6703169	1	2	4	10
98	VALVE, TRIMMER REGULATOR	6833889	1	2	4	10
99	SPRING, TRIMMER REGULATOR VALVE, WHEN REPLACING.....	23018423	1	2	4	10
	6770763 SPRING WITH 23018423 SPRING ALSO ORDER 6880188 STOP					
100	STOP, TRIMMER REGULATOR VALVE, WHEN REPLACING.....	6880188	1	2	4	10
	6833897 STOP WITH 6880188 STOP ALSO ORDER 23018323 SPRING					
101	PIN, RETAINER.....	9428493	1	2	4	10
102-114	NOT USED IN THIS GROUP					

GROUP BG
 CONTROL VALVE, FIGURE 17
 2300-2500 ENGINE RPM GOVERNED SPEED-CONVENTIONAL
 SAME AS GROUP BF, EXCEPT FOR PARTS LISTED BELOW

I	VALVE ASSY, CONTROL, 6839714 CONTROL VALVE NOT	6839714	**			
	SERVICED AS AN ASSEMBLY, ORDER DETAIL PARTS SEE SPI 15TR75					
71	SPRING, HOLD REGULATOR	6836977	1	2	4	10
79	SPRING, 1-2 SHIFT VALVE.....	23012951	1	2	4	10
84	SPRING, 2-3 SHIFT VALVE	6880992	1	2	4	10
90	SPRING, 3-4 SHIFT VALVE.....	6881061	1	2	4	10

GROUP BH
 CONTROL VALVE, FIGURE 17
 2600-2700 ENGINE RPM GOVERNED SPEED-CONVENTIONAL
 SAME AS GROUP BF, EXCEPT FOR PARTS LISTED BELOW

1	VALVE ASSY, CONTROL, 6839715 CONTROL VALVE NOT	6839715	**			
	SERVICED AS AN ASSEMBLY, ORDER DETAIL PARTS. SEE SPI 15TR75					
71	SPRING, HOLD REGULATOR	6880320	1	2	4	10
79	SPRING, 1-2 SHIFT VALVE.....	6838357	1	2	4	10
84	SPRING, 2-3 SHIFT VALVE.....	6838356	1	2	4	10
90	SPRING, 3-4 SHIFT	6880992	1	2	4	10

** SERVICED ONLY AS DETAIL PARTS--NOT AVAILABLE AS AN ASSEMBLY

ALLISON AUTOMATIC TRANSMISSION HT 700 SERIES PARTS CATALOG 17-3.78

GROUP BJ
 CONTROL VALVE, FIGURE 17
 2100-2200 ENGINE RPM GOVERNED SPEED-HI TORQ RISE
 SAME AS GROUP BF, EXCEPT FOR PARTS LISTED BELOW
 NOMENCLATURE PART NO

REF NO		REQ	RECOMMENDED SPARES FOR UNITS		
			1-25	26-50	51-200
1	VALVE ASSY, CONTROL, 6839721 CONTROL VALVE NOT6839721 SERVICED AS AN ASSEMBLY, ORDER DETAIL PARTS. SEE SPI 15TR75	**			
9	NOT USED IN THIS GROUP				
21	SPRING, MODULATOR VALVE6880980	1	2	4	10
25	PLATE, SEPARATOR.....6839732	1	1	2	5
26	BODY, CONTROL VALVE, NOT SERVICED, CHECK6839734 WITH SERVICE DEPT	1			
30	SPRING, TRIMMER VALVE 6880045	1	2	4	10
66	NOT USED IN THIS GROUP				
71	SPRING, HOLD REGULATOR 6838088	1	2	4	10
75	VALVE, MANUAL SELECTOR 6836406	1	2	4	10
77	VALVE, 1-2 SHIFT6836853	1	2	4	10
78	VALVE, 1-2 MODULATOR 6836368	1	2	4	10
79	SPRING, 1-2 SHIFT VALVE6881060	1	2	4	10
82	VALVE, 2-3 SHIFT.....6836854	1	2	4	10
83	VALVE, 2-3 MODULATOR6836370	1	2	4	10
84	SPRING, 2-3 SHIFT VALVE 23012954	1	2	4	10
88	VALVE, 3-4 SHIFT6880988	2	4	10	
89	VALVE, 3-4 MODULATOR.....6836372	1	2	4	10
90	SPRING, 3-4 SHIFT VALVE..... 6881060	1	2	4	10

GROUP BK
 CONTROL VALVE, FIGURE 17
 2400 ENGINE RPM GOVERNED SPEED-HI..... TORQ RISE
 SAME AS GROUP BF, EXCEPT FOR PARTS LISTED BELOW.

1	VALVE ASSY, CONTROL, 6839722 CONTROL VALVE NOT6839722 SERVICED AS AN ASSEMBLY, ORDER DETAIL PARTS. SEE SPI 15TR75.	**			
9	NOT USED IN THIS GROUP				
21	SPRING, MODULATOR VALVE6880980	1	2	4	10
25	PLATE, SEPARATOR6839732	1	1	2	4
26	BODY, CONTROL VALVE, NOT SERVICED, CHECK6839734 WITH SERVICE DEPT	1			
66	NOT USED IN THIS GROUP				
71	SPRING, HOLD REGULATOR 6837539	1	2	4	10
75	VALVE, MANUAL SELECTOR 6836406	1	2	4	10
77	VALVE, 1-2 SHIFT6836853	1	2	4	10
78	VALVE, 1-2 MODULATOR 6836368	1	2	4	10
79	SPRING, 1-2 SHIFT VALVE.....23012951	1	2	4	10
82	VALVE, 2-3 SHIFT6836854	1	2	4	10
83	VALVE, 2-3 MODULATOR6836370	1	2	4	10
84	SPRING, 2-3 SHIFT VALVE..... 23012951	1	2	4	10
88	VALVE, 3-4 SHIFT.....6880988	1	2	4	10
89	VALVE, 3-4 MODULATOR6836372	1	2	4	10
90	SPRING, 3-4 SHIFT VALVE..... 23012951	1	2	4	10

** SERVICED ONLY AS DETAIL PARTS--NOT AVAILABLE AS AN ASSEMBLY

ALLISON AUTOMATIC TRANSMISSION HT 700 SERIES PARTS CATALOG 17-3.79

GROUP BL

CONTROL VALVE, FIGURE 17

2600-2700 ENGINE RPM GOVERNED SPEED-CNV. NO IST L.U.

SAME AS GROUP BF, EXCEPT FOR PARTS LISTED BELOW

REF NO	NOMENCLATURE	PART NO	REQ	RECOMMENDED SPARES FOR UNITS		
				1-25	26-50	51-200
1	VALVE ASSY, CONTROL, 6881024 CONTROL VALVE NOT SERVICED AS AN ASSEMBLY, ORDER DETAIL PARTS. SEE SPI 15TR75	6881024	*			
9	NOT USED IN THIS GROUP					
11	NOT USED IN THIS GROUP					
21	SPRING, MODULATOR VALVE	6838519	1	2	4	10
25	PLATE, SEPARATOR	6881145	1	1	2	5
26	BODY, CONTROL VALVE, NOT SERVICED, CHECK WITH SERVICE DEPT	6839734	1			
30	SPRING, TRIMMER VALVE	6880045	1	2	4	10
66	NOT USED IN THIS GROUP					
71	SPRING, HOLD REGULATOR VALVE	6836867	1	2	4	10
75	VALVE, MANUAL SELECTOR	6836406	1	2	4	10
77	VALVE, 1-2 SHIFT.....	6836853	1	2	4	10
78	VALVE, 1-2 MODULATOR	6836368	1	2	4	10
79	SPRING, 1-2 SHIFT VALVE.....	6834903	1	2	4	10
82	VALVE, 2-3.SHIFT	6836854	1	2	4	10
83	VALVE, 2-3 MODULATOR	6836370	1	2	4	10
84	SPRING, 2-3 SHIFT VALVE.....	6880991	1	2	4	10
88	VALVE, 3-4 SHIFT	6880988	1	2	4	10
89	VALVE, 3-4 MODULATOR	6836372	1	2	4	10
90	SPRING, 3-4 SHIFT VALVE..... GROUP BM	6881060	1	2	4	10
	CONTROL VALVE, FIGURE 17					
	1950-2050 ENGINE RPM GOVERNED SPEED-COACH					
	SAME AS GROUP BF, EXCEPT FOR PARTS LISTED BELOW					
1	VALVE ASSY, CONTROL, 6881264 CONTROL VALVE NOT SERVICED AS AN ASSEMBLY, ORDER DETAIL PARTS. SEE SPI 15TR75	6881264	**			
9	NOT USED IN THIS GROUP					
II	NOT USED IN THIS GROUP					
21	SPRING, MODULATOR VALVE	6880980	1	2	4	10
25	PLATE, SEPARATOR	6881145	1	2	4	10
26	BODY, CONTROL VALVE, NOT SERVICED, CHECK WITH SERVICE DEPT	6839734	1			
29	SPRING, TRIMMER VALVE, SEC.....	6885166	1	2	4	10
30	SPRING, TRIMMER VALVE, PRIM	6880045	1	2	4	10
31	STOP, THIRD CLUTCH TRIMMER VALVE	6839122	1	2	4	10
39	SPRING, TRIMMER VALVE, SEC.....	6885166	1	2	4	10
40	SPRING, TRIMMER VALVE, PRIM	6880045	1	2	4	10
41	STOP, SECOND CLUTCH TRIMMER VALVE.....	6839122	1	2	4	10
49	SPRING, TRIMMER VALVE, SEC.....	6880118	1	2	4	10
50	SPRING, TRIMMER VALVE, PRIM.....	6880045	1	2	4	10
51	STOP, FOURTH CLUTCH TRIMMER VALVE	6839122	1	2	4	10
66	NOT USED IN THIS GROUP					
71	SPRING, HOLD REGULATOR VALVE	6837539	1	2	4	10
75	VALVE, MANUAL SELECTOR	6836406	1	2	4	10
77	VALVE, 1-2 SHIFT	6836853	1	2	4	10
78	VALVE, 1-2 MODULATOR	6836368	1	2	4	10
79	SPRING, 1-2 SHIFT VALVE.....	6834903	1	2	4	10
82	VALVE, 2-3 SHIFT	6836854	1	2	4	10
83	VALVE, 2-3 MODULATOR	6836370	1	2	4	10
84	SPRING, 2-3 SHIFT VALVE	23012951	1	2	4	10
88	VALVE, 34 SHIFT	6880988	1	2	4	10
89	VALVE, 3-4 MODULATOR	6836372	1	2	4	10
90	SPRING, 3-4 SHIFT VALVE	6880991	1	2	4	10
99	NOT USED IN THIS GROUP					

* SERVICED ONLY AS DETAIL PARTS--NOT AVAILABLE AS AN ASSEMBLY

ALLISON AUTOMATIC TRANSMISSION HT 700 SERIES PARTS CATALOG 17-3.80

GROUP BN

CONTROL VALVE, FIGURE 17

2100-2200 ENGINE RPM GOVERNED SPEED-COACH

SAME AS GROUP BF, EXCEPT FOR PARTS LISTED BELOW

REF NO	NOMENCLATURE	PART NO	REQ	RECOMMENDED SPARES FOR UNITS		
				1-25	26-50	51-200
1	VALVE ASSY, CONTROL, 6881265 CONTROL VALVE NOT SERVICED AS AN ASSEMBLY, ORDER DETAIL PARTS. SEE SPI 15TR75	6881265	**			
9	NOT USED IN THIS GROUP					
11	NOT USED IN THIS GROUP					
21	SPRING, MODULATOR VALVE	6838519	1	2	4	10
25	PLATE, SEPARATOR	6881145	1	1	2	5
26	BODY, CONTROL VALVE, NOT SERVICED, CHECK WITH SERVICE DEPT	6839734	1			
29	SPRING, TRIMMER VALVE, SEC.....	6885166	1	2	4	10
30	SPRING, TRIMMER VALVE, PRIM.....	6880045	1	2	4	10
31	STOP, THIRD CLUTCH TRIMMER VALVE	6839122	1	2	4	10
39	SPRING, TRIMMER VALVE, SEC.....	6885166	1	2	4	10
40	SPRING, TRIMMER VALVE, PRIM.....	6880045	1	2	4	10
41	STOP, SECOND CLUTCH TRIMMER VALVE	6839122	1	2	4	10
49	SPRING, TRIMMER VALVE, SEC.....	6885166	1	2	4	10
50	SPRING, TRIMMER VALVE, PRIM.....	6880045	1	2	4	10
51	STOP, FOURTH CLUTCH TRIMMER VALVE	6839122	1	2	4	10
66	NOT USED IN THIS GROUP					
71	SPRING, HOLD REGULATOR VALVE	6837540	1	2	4	10
75	VALVE, MANUAL SELECTOR	6836406	1	2	4	10
77	VALVE, 1-2 SHIFT	6836853	1	2	4	10
78	VALVE, 1-2 MODULATOR	6836368	1	2	4	10
79	SPRING, 1-2 SHIFT VALVE	6834576	1	2	4	10
82	VALVE, 2-3 SHIFT	6836854	1	2	4	10
83	VALVE, 2-3 MODULATOR	6836370	1	2	4	10
84	SPRING, 2-3 SHIFT VALVE	6838357	1	2	4	10
88	VALVE, 3-4 SHIFT.....	6880998	1	2	4	10
89	VALVE, 3-4 MODULATOR	6836372	1	2	4	10
90	SPRING, 3-4 SHIFT VALVE	6838356	1	2	4	10
99	NOT USED IN THIS GROUP					

GROUP BP

CONTROL VALVE, FIGURE 17

2100-2200 ENGINE RPM GOVERNED SPEED-HI TORQ RISE

SAME AS GROUP BF, EXCEPT FOR PARTS LISTED BELOW

1	VALVE ASSY, CONTROL, 6881850 CONTROL VALVE NOT SERVICED AS AN ASSEMBLY, ORDER DETAIL PARTS. SEE SPI 15TR75	6881850	4*			
7	PLATE, OIL TRANSFER	6880818	1	1	2	4
9	NOT USED IN THIS GROUP					
21	SPRING, MODULATOR VALVE	6880980	1	2	4	10
25	PLATE, SEPARATOR	6839732	1	1	2	5
26	BODY, CONTROL VALVE, NOT SERVICED, CHECK WITH SERVICE DEPT	6839734	1			
30	SPRING, THIRD CLUTCH TRIMMER VALVE	6880045	1	2	4	10
66	NOT USED IN THIS GROUP					
71	SPRING, HOLD REGULATOR VALVE	6838088	1	2	4	10
75	VALVE, MANUAL SELECTOR	6836406	1	2	4	10
77	VALVE, 1-2 SHIFT	6836853	1	2	4	10
78	VALVE, 1-2 MODULATOR	6836368	1	2	4	10
79	SPRING, 1-2 SHIFT VALVE	6881060	1	2	4	10
82	VALVE, 2-3 SHIFT	6836854	1	2	4	10
83	VALVE, 2-3 MODULATOR	6836370	1	2	4	10
84	SPRING, 2-3 SHIFT VALVE	23012951	1	2	4	10
88	VALVE, 3-4 SHIFT	6880988	1	2	4	10
89	VALVE, 3-4 MODULATOR	6836372	1	2	4	10
90	SPRING, 3-4 SHIFT VALVE.....	6881060	1	2	4	10

** SERVICED ONLY AS DETAIL PARTS--NOT AVAILABLE AS AN ASSEMBLY

GROUP BQ
 CONTROL VALVE, FIGURE 17
 2100-2200 ENGINE RPM GOVERNED SPEED-CNVT. NO IST L.U.
 SAME AS GROUP BF, EXCEPT FOR PARTS LISTED BELOW
 NOMENCLATURE PART NO

REF NO	NOMENCLATURE	PART NO	REQ	RECOMMENDED SPARES FOR UNITS		
				1-25	26-50	51-200
1	VALVE ASSY, CONTROL, 6880971 CONTROL VALVE NOT SERVICED AS AN ASSEMBLY. ORDER DETAIL PARTS SEE SPI 15TR75.	6880971	**			
7	PLATE, OIL TRANSFER	6880818	1	1	2	4
9	NOT USED IN THIS GROUP					
11	NOT USED IN THIS GROUP					
21	SPRING, MODULATOR VALVE	6880980	1	2	4	10
25	PLATE, SEPARATOR	6881145	1	1	2	5
26	BODY, CONTROL VALVE, NOT SERVICED, CHECK WITH SERVICE DEPT	6839734	1			
30	SPRING, TRIMMER VALVE	6880045	1	2	4	10
66	NOT USED IN THIS GROUP					
71	SPRING, HOLD REGULATOR VALVE	6837540	1	2	4	10
75	VALVE, MANUAL SELECTOR	6836406	1	2	4	10
77	VALVE, 1-2 SHIFT	6836853	1	2	4	10
78	VALVE, 1-2 MODULATOR	6836368	1	2	4	10
79	SPRING, 1-2 SHIFT VALVE	6834576	1	2	4	10
82	VALVE, 2-3 SHIFT	6836854	1	2	4	10
83	VALVE, 2-3 MODULATOR	6836370	1	2	4	10
84	SPRING, 2-3 SHIFT VALVE	6838357	1	2	4	10
88	VALVE, 3-4 SHIFT	6880988	1	2	4	10
89	VALVE, 3-4 MODULATOR	6836372	1	2	4	10
90	SPRING, 3-4 SHIFT VALVE	6838356	1	2	4	10

GROUP BR
 CONTROL VALVE, FIGURE 17
 2300-2500 ENGINE RPM GOVERNED SPEED-CNVT. NO IST L.U.
 SAME AS GROUP BF, EXCEPT FOR PARTS LISTED BELOW

1	VALVE ASSY, CONTROL. 6839724 CONTROL VALVE NOT SERVICED AS AN ASSEMBLY, ORDER DETAIL PARTS. SEE SPI 15TR75	6839724	**			
9	NOT USED IN THIS GROUP					
11	NOT USED IN THIS GROUP					
21	SPRING, MODULATOR VALVE	6880980	1	2	4	10
25	PLATE, SEPARATOR	6831145	1	1	2	5
26	BODY, CONTROL VALVE, NOT SERVICED, CHECK WITH SERVICE DEPT	6839734	1	11	2	3
30	SPRING, TRIMMER VALVE	6880045	1	2	4	10
66	NOT USED IN THIS GROUP					
71	SPRING, HOLD REGULATOR VALVE	6837539	1	2	4	10
75	VALVE, MANUAL SELECTOR	6836406	1	2	4	10
77	VALVE, 1-2 SHIFT	6836853	1	2	4	10
78	VALVE, 1-2 MODULATOR	6836368	1	2	4	10
79	SPRING, 1-2 SHIFT VALVE	6881060	1	2	4	10
82	VALVE, 2-3 SHIFT	6836854	1	2	4	10
83	VALVE, 2-3 MODULATOR	6836370	1	2	4	10
84	SPRING, 2-3 SHIFT VALVE	6838356	1	2	4	10
88	VALVE, 3-4 SHIFT	6880988	1	2	4	10
89	VALVE, 3-4 MODULATOR	6836372	1	2	4	10
90	SPRING, 3-4 SHIFT VALVE	6880992	1	2	4	10

** SERVICED ONLY AS DETAIL PARTS--NOT AVAILABLE AS AN ASSEMBLY

ALLISON AUTOMATIC TRANSMISSION HT 700 SERIES PARTS CATALOG 17-3.82

GROUP BS

2100-2200 ENGINE RPM GOVERNED SPEED-CNV. NO IST L.U.
 SAME AS GROUP 8F, EXCEPT FOR PARTS LISTED BELOW
 NOMENCLATURE PART NO

REF NO	NOMENCLATURE	PART NO	REQ	RECOMMENDED SPARES FOR UNITS		
				1-25	26-50	51-200
1	VALVE ASSY, CONTROL, 6839723 CONTROL VALVE NOT SERVICED AS AN ASSEMBLY, ORDER DETAIL PARTS. SEE SPI 15TR75	6839723	**			
25	PLATE, SEPARATOR.....	6881145	1	1	2	5
26	BODY, CONTROL VALVE, NOT SERVICED, CHECK WITH SERVICE DEPT	6839734	1	1	2	3
71	SPRING, HOLD REGULATOR VALVE	6837540	1	2	4	10
79	SPRING, 1-2 SHIFT VALVE.....	6834576	1	2	4	10
90	SPRING, 3-4 SHIFT VALVE.....	6838356	1	2	4	10

GROUP BT

CONTROL VALVE, FIGURE 17
 2300-2500 ENGINE RPM GOVERNED SPEED-CNV. NO IST L.U.
 SAME AS GROUP BF, EXCEPT FOR PARTS LISTED BELOW

1	VALVE ASSY, CONTROL, 6882091 CONTROL VALVE NOT SERVICED AS AN ASSEMBLY, ORDER DETAIL PARTS. SEE SPI 15TR75	6882091	**			
7	PLATE, OIL TRANSFER.....	6880818	1	1	2	4
9	NOT USED IN THIS GROUP					
11	NOT USED IN THIS GROUP					
21	SPRING, MODULATOR VALVE.....	6880980	1	2	4	10
25	PLATE, SEPARATOR	6881145	1	1	2	5
26	BODY, CONTROL VALVE, NOT SERVICED, CHECK WITH SERVICE DEPT	6839734	1	1	2	3
30	SPRING, TRIMMER VALVE	6880045	1	2	4	10
66	NOT USED IN THIS GROUP					
71	SPRING, HOLD REGULATOR VALVE	6837539	1	2	4	10
75	VALVE, MANUAL SELECTOR	6836406	1	2	4	10
77	VALVE, 1-2 SHIFT	6836853	1	2	4	10
78	VALVE, 1-2 MODULATOR	6836368	1	2	4	10
79	SPRING, 1-2 SHIFT VALVE.....	6881060	1	2	4	10
82	VALVE, 2-3 SHIFT	6836854	1	2	4	10
83	VALVE, 2-3 MODULATOR	6836370	1	2	4	10
84	SPRING, 2-3 SHIFT VALVE.....	6838356	1	2	4	10
88	VALVE, 3-4 SHIFT	6880988	1	2	4	10
89	VALVE, 3-4 MODULATOR	6836372	1	2	4	10
90	SPRING, 3-4 SHIFT VALVE.....	6880992	1	2	4	10

GROUP BU

CONTROL VALVE, FIGURE 17
 2100-2200 ENGINE RPM GOVERNED SPEED-CNV. NO IST L.U.
 SAME AS GROUP BF, EXCEPT FOR PARTS LISTED BELOW

1	VALVE ASSY, CONTROL, 6882199 CONTROL VALVE NOT SERVICED AS AN ASSEMBLY, ORDER DETAIL PARTS. SEE SPI 15TR75	6882199	**			
9	NOT USED IN THIS GROUP					
10	BALL, 1/4	23045388	1	2	4	10
11	NOT USED THIS GROUP					
12	NOT USED THIS GROUP					

CONTINUED ON NEXT PAGE

** SERVICED ONLY AS DETAIL PARTS--NOT AVAILABLE AS AN ASSEMBLY

GROUP BU CONT
 CONTROL VALVE, FIGURE 17
 2100-2200 ENGINE RPM GOVERNED SPEED-CNV T. NO IST L.U.
 SAME AS GROUP BF, EXCEPT FOR PARTS LISTED BELOW

REF NO	NOMENCLATURE	PART NO	REQ	RECOMMENDED SPARES FOR UNITS		
				1-25	26-50	51-200
13	NOT USED THIS GROUP					
14	BALL, 1/4	23045388	1	2	4	10
21	SPRING, MODULATOR VALVE	6880980	1	2	4	10
25	PLATE, SEPARATOR	6881971	1	1	2	5
26	BODY, CONTROL VALVE, 6882203 OR 6839734.....	6839734	1			
	BODY, NOT SERVICED, CHECK WITH SERVICE DEPT					
30	SPRING, TRIMMER VALVE	6880045	1	2	4	10
55	SPRING, 2-3 RELAY VALVE	6834528	1	2	4	10
66	NOT USED IN THIS GROUP					
71	SPRING, HOLD REGULATOR VALVE	6837540	1	2	4	10
75	VALVE, MANUAL SELECTOR	6836406	1	2	4	10
77	VALVE, 1-2 SHIFT	6836853	1	2	4	10
78	VALVE, 1-2 MODULATOR	6836368	1	2	4	10
79	SPRING, 1-2 SHIFT VALVE.....	6834576	1	2	4	10
82	VALVE, 2-3 SHIFT	6836854	1	2	4	10
83	VALVE, 2-3 MODULATOR	6836370	1	2	4	10
84	SPRING, 2-3 SHIFT VALVE.....	6838356	1	2	4	10
88	VALVE, 3-4 SHIFT	6880988	1	2	4	10
89	VALVE, 3-4 MODULATOR	6836372	1	2	4	10
90	SPRING, 3-4 SHIFT VALVE.....	6880992	1	2	4	10
95	SPRING, 3-4 RELAY VALVE	6834528	1	2	4	10

GROUP BV
 CONTROL VALVE, FIGURE 17
 2300-2500 ENGINE RPM GOVERNED SPEED-CNV T. NO IST L.U.
 SAME AS GROUP BF, EXCEPT FOR PARTS LISTED BELOW

1	VALVE ASSY, CONTROL, 6882200 CONTROL VALVE NOT	6882200	**			
	SERVICED AS AN ASSEMBLY, ORDER DETAIL PARTS. SEE SPI 15TR75					
9	NOT USED IN THIS GROUP					
10	BALL, 1/4	23045388	1	2	4	10
11	NOT USED IN THIS GROUP					
12	NOT USED IN THIS GROUP					
13	NOT USED IN THIS GROUP					
14	BALL, 1/4	23045388	1	2	4	10
21	SPRING, MODULATOR VALVE	6880980	1	2	4	10
25	PLATE, SEPARATOR	6831971	1	1	2	5
26	BODY, CONTROL VALVE, 6882230 OR 6839734.....	6839734	1			
	NOT SERVICED, CHECK WITH SERVICE DEPT					
55	SPRING, 2-3 RELAY VALVE	6834528	1	2	4	10
66	NOT USED IN THIS GROUP					
71	SPRING, HOLD REGULATOR	6837540	1	2	4	10
75	VALVE, MANUAL SELECTOR	6836406	1	2	4	10
77	VALVE, 1-2 SHIFT	6836853	1	2	4	10
78	VALVE, 1-2 MODULATOR	6836368	1	2	4	10
79	SPRING, 1-2 SHIFT VALVE.....	6834576	1	2	4	10
82	VALVE, 2-3 SHIFT	6836854	1	2	4	10
83	VALVE, 2-3 MODULATOR	6836370	1	2	4	10
84	SPRING, 2-3 SHIFT VALVE.....	6838356	1	2	4	10
88	VALVE, 3-4 SHIFT VALVE	6880988	1	2	4	10
89	VALVE, 3-4 MODULATOR	6836372	1	2	4	10
90	SPRING, 3-4 SHIFT VALVE.....	6838356	1	2	4	10
95	SPRING, 3-4 RELAY VALVE	6834528	1	2	4	10

** SERVICED ONLY AS DETAIL PARTS--NOT AVAILABLE AS AN ASSEMBLY

ALLISON AUTOMATIC TRANSMISSION HT 700 SERIES PARTS CATALOG 17-3.84

GROUP BW
 CONTROL VALVE, FIGURE 17
 2100-2200 ENGINE RPM GOVERNED SPEED-HI TORQ RISE
 SAME AS GROUP BF, EXCEPT FOR PARTS LISTED BELOW
 NOMENCLATURE PART NO

REF NO	NOMENCLATURE	PART NO	REQ	RECOMMENDED SPARES FOR UNITS		
				1-25	26-50	51-200
1	VALVE ASSY, CONTROL, 6882198 CONTROL VALVE NOT SERVICED AS AN ASSEMBLY, ORDER DETAIL PARTS. SEE SPI 15TR75.	6882198	**			
9	NOT USED IN THIS GROUP					
10	BALL, 1/4	23045388	1	2	4	10
11	BALL, 1/4	23018495	1	2	4	10
14	BALL, 1/4	23045388	1	2	4	10
21	SPRING, MODULATOR VALVE.....	6880980	1	2	4	10
25	PLATE, SEPARATOR	6881993	1	1	2	5
26	BODY, CONTROL VALVE, 6882203 OR 6839734..... NOT SERVICED, CHECK WITH SERVICE DEPT	6839734	1	1	2	3
30	SPRING, TRIMMER VALVE	6880045	1	2	4	10
55	SPRING, 2-3 RELAY VALVE.....	6834528	1	2	4	10
66	NOT USED IN THIS GROUP					
71	SPRING, HOLD REGULATOR	6838088	1	2	4	10
75	VALVE, MANUAL SELECTOR	6836406	1	2	4	10
77	VALVE, 1-2 SHIFT	6836853	1	2	4	10
78	VALVE, 1-2 MODULATOR	6836368	1	2	4	10
79	SPRING, 1-2 SHIFT VALVE.....	6881060	1	2	4	10
82	VALVE, 2-3 SHIFT	6836854	1	2	4	10
83	VALVE, 2-3 MODULATOR	6836370	1	2	4	10
84	SPRING, 2-3 SHIFT VALVE.....	23012951	1	2	4	10
88	VALVE, 3-4 SHIFT	6880988	1	2	4	10
89	VALVE, 3-4 MODULATOR	6836372	1	2	4	10
90	SPRING, 3-4 SHIFT VALVE.....	6881060	1	2	4	10
95	SPRING, 3-4 RELAY VALVE	6834528	1	2	4	10

GROUP BX
 CONTROL VALVE, FIGURE 17
 2100-2200 ENGINE RPM GOVERNED SPEED-CNV. NO IST L.U.
 SAME AS GROUP BF, EXCEPT FOR PARTS LISTED BELOW

1	VALVE ASSY, CONTROL, 6882202 CONTROL VALVE NOT SERVICED AS AN ASSEMBLY, ORDER DETAIL PARTS SEE SPI 15TR75	6882202	*			
7	PLATE, OIL TRANSFER.....	6880818	1	1	2	4
9	NOT USED IN THIS GROUP					
10	BALL, 1/4	23045388	1	2	4	10
11	NOT USED IN THIS GROUP					
12	NOT USED IN THIS GROUP					
13	NOT USED IN THIS GROUP					
14	BALL, 1/4	23045388	1	2	4	10
21	SPRING, MODULATOR VALVE.....	6880980	1	2	4	10
25	PLATE, SEPARATOR.....	6881971	1	1	2	5
26	BODY, CONTROL VALVE, 6882203 OR 6839734..... BODY, NOT SERVICED, CHECK WITH SERVICE DEPT	6839734	1	1	2	3
30	SPRING, TRIMMER VALVE	6880045	1	2	4	10
55	SPRING, 2-3 RELAY.....	6834528	1	2	4	10
66	NOT USED IN THIS GROUP					
71	SPRING, HOLD REGULATOR	6837540	1	2	4	10
75	VALVE, MANUAL SELECTOR	6836406	1	2	4	10
77	VALVE, 1-2 SHIFT	6836853	1	2	4	10
78	VALVE, 1-2 MODULATOR	6836368	1	2	4	10
79	SPRING, 1-2 SHIFT VALVE.....	6834576	1	2	4	10
82	VALVE, 2-3 SHIFT	6836854	1	2	4	10

CONTINUED ON NEXT PAGE

** SERVICED ONLY AS DETAIL PARTS--NOT AVAILABLE AS AN ASSEMBLY

GROUP BX CONT
 CONTROL VALVE, FIGURE 17
 2100-2200 ENGINE RPM GOVERNED SPEED-CNV. NO IST L.U.
 SAME AS GROUP BF, EXCEPT FOR PARTS LISTED BELOW
 NOMENCLATURE PART NO

REF NO		REQ	RECOMMENDED SPARES FOR UNITS		
			1-25	26-50	51-200
83	VALVE, 2-3 MODULATOR	1	2	4	10
84	SPRING, 2-3 SHIFT VALVE.....	1	2	4	10
88	VALVE, 3-4 SHIFT	1	2	4	10
89	VALVE, 3-4 MODULATOR	1	2	4	10
90	SPRING, 3-4 SHIFT VALVE.....	1	2	4	10
95	SPRING, 3-4 RELAY VALVE	1	2	4	10

GROUP BY
 CONTROL VALVE, FIGURE 17
 2600-2700 ENGINE RPM GOVERNED SPEED-CNV. NO IST L.U.
 SAME AS GROUP BF, EXCEPT FOR PARTS LISTED BELOW

1	VALVE ASSY, CONTROL, 6882201 CONTROL VALVE NOT	**			
	SERVICED AS AN ASSEMBLY, ORDER DETAIL PARTS. SEE SPI 15TR75				
9	NOT USED IN THIS GROUP				
10	BALL, 1/4	1	2	4	10
11	NOT USED IN THIS GROUP				
14	BALL, 1/4	1	2	4	10
21	SPRING, MODULATOR VALVE	1	2	4	10
25	PLATE, SEPARATOR	1	1	2	5
26	BODY, CONTROL VALVE, 6882203 OR 6839734.....	1	1	2	3
	BODY, NOT SERVICED, CHECK WITH SERVICE DEPT				
30	SPRING, TRIMMER VALVE	1	2	4	10
55	SPRING, 2-3 RELAY VALVE	1	2	4	10
66	NOT USED IN THIS GROUP				
71	SPRING, HOLD REGULATOR	1	2	4	10
75	VALVE, MANUAL SELECTOR	1	2	4	10
77	VALVE, 1-2 SHIFT	1	2	4	10
78	VALVE, 1-2 MODULATOR	1	2	4	10
79	SPRING, 1-2 SHIFT VALVE.....	1	2	4	10
82	VALVE, 2-3 SHIFT	1	2	4	10
83	VALVE, 2-3 MODULATOR	1	2	4	10
84	SPRING, 2-3 SHIFT VALVE.....	1	2	4	10
88	VALVE, 3-4 SHIFT	1	2	4	10
89	VALVE, 3-4 MODULATOR	1	2	4	10
90	SPRING, 3-4 SHIFT VALVE.....	1	2	4	10
95	SPRING, 3-4 RELAY VALVE	1	2	4	10

GROUP BZ
 CONTROL VALVE, FIGURE 17
 2100-2200 ENGINE RPM GOVERNED SPEED-CONVENTIONAL
 SAME AS GROUP BF, EXCEPT FOR PARTS LISTED BELOW

1	VALVE ASSY, CONTROL, 6882195 CONTROL VALVE NOT	**			
	SERVICED AS AN ASSEMBLY. ORDER DETAIL PARTS. SEE SPI 15TR75.				
10	BALL, 1/4	1	2	4	10
14	BALL, 1/4	1	2	4	10
25	PLATE, SEPARATOR	1	1	2	5
26	BODY, CONTROL VALVE, 6882204 OR 6839735 BODY . 6839735.....	1			
	NOT SERVICED, CHECK WITH SERVICE DEPT				
55	SPRING, 2-3 RELAY VALVE	1	2	4	10
95	SPRING, 3-4 RELAY VALVE	1	2	4	10

** SERVICED ONLY AS DETAIL PARTS--NOT AVAILABLE AS AN ASSEMBLY

ALLISON AUTOMATIC TRANSMISSION HT 700 SERIES PARTS CATALOG 17-3.86

GROUP CA
 CONTROL VALVE, FIGURE 17
 2300-2500 ENGINE RPM GOVERNED SPEED-CONVENTIONAL
 SAME AS GROUP BF, EXCEPT FOR PARTS LISTED BELOW
 NOMENCLATURE PART NO

REF NO	NOMENCLATURE	PART NO	REQ	RECOMMENDED SPARES FOR UNITS		
				1-25	26-50	51-200
1	VALVE ASSY, CONTROL, 6882196 CONTROL VALVE NOT SERVICED AS AN ASSEMBLY, ORDER DETAIL PARTS, SEE SPI 15TR75.	6882196	**			
10	BALL, 1/4	23045388	1	2	4	10
14	BALL, 1/4	23045388	1	2	4	10
25	PLATE, SEPARATOR	6881970	1	1	2	5
26	BODY, CONTROL VALVE, REPLACE 6882204 OR 6839735 VALVE BODY, NOT SERVICED, CHECK WITH SERVICE DEPT	6839735	1			
55	SPRING, 2-3 RELAY VALVE	6834528	1	2	4	10
71	SPRING, HOLD REGULATOR	6836977	1	2	4	10
79	SPRING, 1-2 SHIFT VALVE.....	23012951	1	2	4	10
84	SPRING, 2-3 SHIFT VALVE.....	6880992	1	2	4	10
90	SPRING, 3-4 SHIFT VALVE.....	6881061	1	2	4	10
95	SPRING, 3-4 RELAY VALVE	6834528	1	2	4	10

GROUP CB
 CONTROL VALVE, FIGURE 17
 2600-2700 ENGINE RPM GOVERNED SPEED-CONVENTIONAL
 SAME AS GROUP BF, EXCEPT FOR PARTS LISTED BELOW

1	VALVE ASSY, CONTROL, 6882197 CONTROL VALVE NOT SERVICED AS AN ASSEMBLY, ORDER DETAIL PARTS SEE SPI 15TR75	6882197	**			
10	BALL, 1/4	23045388	1	2	4	10
14	BALL, 1/4	23045388	1	2	4	10
25	PLATE, SEPARATOR.....	6881970	1	1	2	5
26	BODY, CONTROL VALVE, 6882204 OR 6839735..... VALVE BODY, NOT SERVICED, CHECK WITH SERVICE DEPT	6839735	1			
55	SPRING, RELAY VALVE.....	6834528	1	2	4	10
71	SPRING, HOLD REGULATOR	6880320	1	2	4	10
84	SPRING, 2-3 SHIFT VALVE.....	6838356	1	2	4	10
90	SPRING, 3-4 SHIFT VALVE.....	23012951	1	2	4	10
95	SPRING, 3-4 RELAY VALVE	6834528	1	2	4	10

GROUP CC
 CONTROL VALVE, FIGURE 17
 2100-2200 ENGINE RPM GOVERNED SPEED-CONVENTIONAL
 SAME AS GROUP BF, EXCEPT FOR PARTS LISTED BELOW

1	VALVE ASSY, CONTROL, 6882206 CONTROL VALVE NOT SERVICED AS AN ASSEMBLY, ORDER DETAIL PARTS. SEE SPI 15TR75.	6882206	*			
7	PLATE, OIL TRANSFER.....	6880818	1	1	2	4
10	BALL, 1/4	23045388	1	2	4	10
14	BALL, 1/4	23045388	1	2	4	10
25	PLATE, SEPARATOR	6881970	1	1	2	5
26	BODY, CONTROL VALVE, 6882204 OR 6839735..... BODY, NOT SERVICED, CHECK WITH SERVICE DEPT	6839735				
55	SPRING, 2-3 RELAY VALVE	6834528	1	2	4	10

CONTINUED ON NEXT PAGE

* SERVICED ONLY AS DETAIL PARTS--NOT AVAILABLE AS AN ASSEMBLY..... 0381

GROUP CC CONT
 CONTROL VALVE, FIGURE 17
 2100-2200 ENGINE RPM GOVERNED SPEED-CONVENTIONAL
 SAME AS GROUP BF, EXCEPT FOR PARTS LISTED BELOW
 NOMENCLATURE PART NO

REF NO	NOMENCLATURE	PART NO	REQ	RECOMMENDED SPARES FOR UNITS		
				1-25	26-50	51-200
71	SPRING, HOLD REGULATOR	6836977	1	2	4	10
79	SPRING, 1-2 SHIFT VALVE	23012951	1	2	4	10
84	SPRING, 2-3 SHIFT VALVE	6880992	1	2	4	10
90	SPRING, 3-4 SHIFT VALVE	6881061	1	2	4	10
95	SPRING, 3-4 RELAY VALVE	6834528	1	2	4	10

GROUP CD
 CONTROL VALVE, FIGURE 17
 2400 ENGINE RPM GOVERNED SPEED-HI TORQ RISE
 SAME AS GROUP BF, EXCEPT FOR PARTS LISTED BELOW

1	VALVE ASSY, CONTROL, 6882269 CONTROL VALVE NOT SERVICED AS AN ASSEMBLY, ORDER DETAIL PARTS. SEE SPI 15TR75.	6882269	**			
9	NOT USED IN THIS GROUP					
10	BALL, 1/4	23045388	1	2	4	10
21	SPRING, MODULATOR VALVE	6880980	1	2	4	10
25	PLATE, SEPARATOR	6881993	1	1	2	5
26	BODY, CONTROL VALVE, 6882203 OR 6839734. BODY, NOT SERVICED, CHECK WITH SERVICE DEPT	6839734	1	1	2	3
30	SPRING, TRIMMER VALVE	6880045	1	2	4	10
55	SPRING, 2-3 RELAY VALVE	6834528	1	2	4	10
66	NOT USED IN THIS GROUP					
71	SPRING, HOLD REGULATOR VALVE	6837539	1	2	4	10
75	VALVE, MANUAL SELECTOR	6836406	1	2	4	10
77	VALVE, 1-2 SHIFT	6836853	1	2	4	10
78	VALVE, 1-2 MODULATOR	6836368	1	2	4	10
79	SPRING, 1-2 SHIFT VALVE	23012951	1	2	4	10
82	VALVE, 2-3 SHIFT	6836854	1	2	4	10
83	VALVE, 2-3 MODULATOR	6836370	1	2	4	10
84	SPRING, 2-3 SHIFT VALVE	6838357	1	2	4	10
88	VALVE, 3-4 SHIFT	6880988	1	2	4	10
89	VALVE, 3-4 MODULATOR	6836372	1	2	4	10
90	SPRING, 3-4 SHIFT VALVE	23012951	1	2	4	10
95	SPRING, 34 RELAY VALVE	6834528	1	2	4	10

GROUP CE
 CONTROL VALVE, FIGURE 17
 2400 ENGINE RPM GOVERNED SPEED-HI TORQ RISE
 SAME AS GROUP A, EXCEPT FOR PARTS LISTED BELOW

1	VALVE ASSY, CONTROL, 6884419 CONTROL VALVE NOT SERVICED AS AN ASSEMBLY, ORDER DETAIL PARTS.	6884419	**			
7	KIT, OIL TRANSFER PLATE, KIT CONSISTS OF 1-23010001 PLATE AND 1-23018646 INSTRUCTION SHEET *202.	23018645	1	1	2	4
8	BALL, 1/4	23045388	1	2	4	10
10	BALL, 1/4	23045388	1	2	4	10
16	BALL, 1/4	23045388	1	2	4	10
21	SPRING, MODULATOR VALVE	23012948	1	2	4	10
25	PLATE, SEPARATOR	6883471	1	1	2	5

CONTINUED ON NEXT PAGE

** SERVICED ONLY AS DETAIL PARTS--NOT AVAILABLE AS AN ASSEMBLY
 COPYRIGHT 1985 GENERAL MOTORS CORP. 08-01-85

GROUP CE CONT
 CONTROL VALVE, FIGURE 17
 2400 ENGINE RPM GOVERNED SPEED-HI TORQ RISE
 SAME AS GROUP A, EXCEPT FOR PARTS LISTED BELOW

REF NO	NOMENCLATURE	PART NO	REQ	RECOMMENDED SPARES FOR UNITS		
				1-25	26-50	51-200
26	BODY, CONTROL VALVE	6881760	1	1	2	3
27	VALVE, THIRD CLUTCH TRIMMER	6835920	1	2	4	10
29	SPRING, TRIMMER VALVE, SEC.....	6880118	1	2	4	10
30	SPRING, TRIMMER VALVE,	23012937	1	2	4	10
31	STOP, THIRD CLUTCH TRIMMER VALVE	6839122	1	2	4	10
32	VALVE, FIRST AND REVERSE CLUTCH TRIMMER	6835920	1	2	4	10
34	SPRING, TRIMMER VALVE	6885166	1	2	4	10
35	SPRING, TRIMMER VALVE	6833938	1	2	4	10
36	STOP, FIRST CLUTCH TRIMMER VALVE	6839122	1	2	4	10
37	VALVE, SECOND CLUTCH TRIMMER.....	6835920	1	2	4	10
39	SPRING, TRIMMER VALVE, SEC.....	6880118	1	2	4	10
40	SPRING, TRIMMER VALVE	23012937	1	2	4	10
41	STOP, SECOND CLUTCH TRIMMER VALVE.....	6839122	1	2	4	10
47	VALVE, FOURTH CLUTCH TRIMMER	6837691	1	2	4	10
49	SPRING, TRIMMER VALVE	6880118	1	2	4	10
50	SPRING, TRIMMER VALVE	23012937	1	2	4	10
51	STOP, FOURTH CLUTCH TRIMMER VALVE	6839122	1	2	4	10
71	SPRING, HOLD REGULATOR VALVE	6836785	1	2	4	10
79	SPRING, 1-2 SHIFT VALVE.....	6884955	1	2	4	10
82	VALVE, 2-3 SHIFT	6837618	1	2	4	10
84	SPRING, 2-3 SHIFT VALVE.....	6884955	1	2	4	10
88	VALVE, 3-4 SHIFT	6880987	1	2	4	10
89	VALVE, 3-4 MODULATOR	6837621	1	2	4	10
90	SPRING, 3-4 SHIFT VALVE.....	6884948	1	2	4	10
99	SPRING, TRIMMER REGULATOR VALVE	23018423	1	2	4	10

GROUP CF
 CONTROL VALVE, FIGURE 17
 1950-2050 ENGINE RPM GOVERNED SPEED-CNV. NO IST L.U.
 SAME AS GROUP A, EXCEPT FOR PARTS LISTED BELOW

1	VALVE ASSY, CONTROL, NOT SERVICED AS AN ASSEMBLY, ORDER DETAIL PARTS	23019524 *	1			
2	VALVE, LUBRICATION	23017184	1	2	4	10
7	KII, OIL TRANSFER PLATE, KIT CONSISTS OF 1-23010001 PLATE AND 1-23018646 INSTRUCTION SHEET I202.	23018645	1	1	2	4
9	BALL, 1/4, USED STARTING WITH S/N 56538. IN VALVE ASSY'S 23010740 AND 23019524.	23045388	1	2	4	10
11	BALL, 5/16	23018495	1	2	4	10
16	BALL, 1/4, USED STARTING WITH S/N 56538. IN VALVE ASSY'S 23010740 AND 23019524. ALSO USED WITH 23016512 PLATE.	23045388	1	2	4	10
25	PLATE, SEPARATOR, 23016512 PLATE MUST BE USED WITH 23018645 OIL TRANSFER PLATE KIT AND 23015476 BALL AT THE #16 LOCATION.	23016512	1	1	2	5
26	BODY, CONTROL VALVE, PRIOR TO S/N 2510086868 WHEN REPLACING 6885199 BODY WITH 23017825 BODY ALSO REPLACE 6833889 TRIMMER REGULATOR VALVE WITH 23017751 TRIMMER REGULATOR VALVE AND 6880188 STOP WITH 23017752 STOP.	23017825	1	1	2	3
29	SPRING, TRIMMER VALVE, SEC. USED IN 23010740 AND 23019524 VALVE ASSY'S.	6880118	1	2	4	10
30	SPRING, TRIMMER VALVE, PRIM. USED IN 23010740 AND 23019524 VALVE ASSY'S.	23012937	1	2	4	10

CONTINUED ON NEXT PAGE

** SERVICED ONLY AS DETAIL PARTS--NOT AVAILABLE AS AN ASSEMBLY

GROUP CF CONT
 CONTROL VALVE, FIGURE 17
 1950-2050 ENGINE RPM GOVERNED SPEED-CNV. NO IST L.U.
 SAME AS GROUP A, EXCEPT FOR PARTS LISTED BELOW

REF NO	NOMENCLATURE	PART NO	REQ	RECOMMENDED SPARES FOR UNITS		
				1-25	26-50	51-200
31	STOP, THIRD CLUTCH TRIMMER VALVE, USED IN 23010740 AND 23019524 VALVE ASSY'S.	6839122	1	2	4	10
39	SPRING, TRIMMER VALVE, SEC, USED IN 23010740 AND 23019524 VALVE ASSY'S.	6883300	1	2	4	10
40	SPRING, TRIMMER VALVE, PRIM, USED IN 23010740 AND 23019524 VALVE ASSY'S.	6839271	1	2	4	10
41	STOP, SECOND CLUTCH TRIMMER VALVE, USED IN 23010740 AND 23019524 VALVE ASSY'S.	6839122	1	2	4	10
49	SPRING, TRIMMER VALVE, SEC, USED IN 23010740 AND 23019524 VALVE ASSY'S.	6880118	1	2	4	10
50	SPRING, TRIMMER VALVE, PRIM, USED IN 23010240 AND 23019524 VALVE ASSY'S.	23012937	1	2	4	10
51	STOP, FOURTH CLUTCH TRIMMER VALVE, USED IN 23010740 AND 23019524 VALVE ASSY'S.	6839122	1	2	4	10
55	SPRING, RELAY VALVE	6834528	1	2	4	10
71	SPRING, HOLD REGULATOR VALVE	6837539	1	2	4	10
79	SPRING, 1-2 SHIFT VALVE	6834576	1	2	4	10
84	SPRING, 2-3 SHIFT VALVE	6838356	1	2	4	10
90	SPRING, 3-4 SHIFT	6883665	1	2	4	10
95	SPRING, RELAY VALVE	6834528	1	2	4	10

GROUP CG
 CONTROL VALVE, FIGURE 17
 2100-2200 ENGINE RPM GOVERNED SPEED-CONVENTIONAL
 SAME AS GROUP A, EXCEPT FOR PARTS LISTED BELOW

1	KIT, CONTROL VALVE, GOVERNOR AND LOW SHIFT VALVE, CONSISTING OF 23019452 CONTROL VALVE, 6881462 GOVERNOR, I.D. NO 462 AND 6880149 LOW SHIFT VALVE	6885420	1	2	4	10
2	VALVE, LUBRICATION	23017184	1	2	4	10
7	KI1, OIL TRANSFER PLATE, KIT CONSISTS OF 1-23010001 PLATE AND 1-23018646 INSTRUCTION SHEET #202.	23018641	1	1	2	5
9	BALL, 1/4	23045388	1	2	4	10
11	BALL 5/16	23018495	1	2	4	10
16	BALL, 1/4	23045388	1	2	4	10
21	SPRING, MODULATOR VALVE	23012948	1	2	4	10
25	PLATE, SEPARATOR, USED WITH 23045388 BALL AT THE #16 LOCATION	23016508	1	1	2	4
26	BODY, CONTROL VALVE, PRIOR TO S/N 2510086868 WHEN REPLACING 6881759 BODY WITH 23017828 BODY ALSO REPLACE 6833889 TRIMMER REGULATOR VALVE WITH 23017751 TRIMMER REGULATOR VALVE AND 6880188 STOP WITH 23017752 STOP.	23017828	1	1	2	3
27	VALVE, THIRD CLUTCH TRIMMER	23014097	1	2	4	10
29	SPRING, TRIMMER VALVE	6880118	1	2	4	10
30	SPRING, TRIMMER VALVE, PRIM	23012937	1	2	4	10
31	STOP, THIRD CLUTCH TRIMMER	6839122	1	2	4	10
32	VALVE, FIRST AND REVERSE CLUTCH TRIMMER	23014097	1	2	4	10
37	VALVE, SECOND CLUTCH TRIMMER	23014097	1	2	4	10
39	SPRING, TRIMMER VALVE, SEC	6880118	1	2	4	10
40	SPRING, TRIMMER VALVE, PRIM	23012937	1	2	4	10
41	STOP, SECOND CLUTCH TRIMMER VALVE	6839122	1	2	4	10
47	VALVE, FOURTH CLUTCH TRIMMER	23014097	1	2	4	10
49	SPRING, TRIMMER VALVE, SEC	6880118	1	2	4	10
50	SPRING, TRIMMER VALVE, PRIM	23012937	1	2	4	10

CONTINUED ON NEXT PAGE

ALLISON AUTOMATIC TRANSMISSION HT 700 SERIES PARTS CATALOG 17-3.90

GROUP CG CONT
CONTROL VALVE, FIGURE 17
2100-2200 ENGINE RPM GOVERNED SPEED-CONVENTIONAL
SAME AS GROUP A, EXCEPT FOR PARTS LISTED BELOW
NOMENCLATURE PART NO

REF NO	NOMENCLATURE	PART NO	REQ	RECOMMENDED SPARES FOR UNITS		
				1-25	26-50	51-200
51	STOP, FOURTH CLUTCH TRIMMER VALVE	6839122	1	2	4	10
71	SPRING, HOLD REGULATOR	6880319	1	2	4	10
75	VALVE, MANUAL SELECTOR	6881013	1	2	4	10
77	VALVE, 1-2 SHIFT	6836856	1	2	4	10
78	VALVE, 1-2 MODULATOR	6838412	1	2	4	10
79	SPRING, 1-2 SHIFT	6838357	1	2	4	10
82	VALVE, 2-3 SHIFT	6837623	1	2	4	10
83	VALVE, 2-3 MODULATOR	6836859	1	2	4	10
84	SPRING, 2-3 SHIFT VALVE.....	6884951	1	2	4	10
88	VALVE, 3-4 SHIFT.....	6880986	1	2	4	10
89	VALVE, 3-4 MODULATOR	6837625	1	2	4	10
90	SPRING, 3-4 SHIFT VALVE.....	6883665	1	2	4	10

GROUP CH
CONTROL VALVE, FIGURE 17
1900-2050 ENGINE RPM GOVERNED SPEED-COACH-CHC
SAME AS GROUP A, EXCEPT FOR PARTS LISTED BELOW

1	KIT, CONTROL VALVE AND GOVERNOR ASSY, KIT	23019141	1	2	4	10
	CONSISTS OF 23019478 VALVE ASSY AND 6881461 GOVERNOR, I.D. NO. 461. WHEN REPLACING 6885472 KIT WITH 23019141 KIT ALSO ORDER 1-6881719 LOCKUP CUTOFF VALVE ASSY AND 8-454818 BOLTS. SEE SPI 21TR83.					
2	VALVE, LUBRICATION	23017184	1	2	4	10
7	KIT, OIL TRANSFER PLATE, KIT CONSISTS OF	23018645	1	1	2	4
	1-23010001 PLATE AND 1-23018646 INSTRUCTION SHEET #202.					
9	BALL, 1/4	23045388	1	2	4	10
11	BALL, 5/16	23018495	1	2	4	10
12	BALL, 1/4	23045388	1	2	4	10
13	BALL, 1/4	23045388	1	2	4	10
16	BALL, 1/4	23045388	1	2	4	10
17	BODY, MODULATOR PRESSURE VALVE, USED STARTING.	23015348	1			
	WITH S/N 2510066690, WHEN REPLACING 6833878 BODY WITH 23015348 BODY ALSO ORDER 23014098 RING, 23013764 VALVE AND 6839085 VALVE.					
25	PLATE, SEPARATOR, NOT USED IN 23019478	6885004	1			
	VALVE ASSY.					
25	PLATE, SEPARATOR, USED IN 23019478 VALVE	23017528	1	1	2	5
	ASSY ONLY.					
26	BODY, CONTROL VALVE, USED IN 23019478 VALVE	23017825	1	1	2	3
	ASSY ONLY. PRIOR TO S/N 2510086868 WHEN REPLACING 6885199 BODY WITH 23017825 BODY ALSO REPLACE 6833889 TRIMMER REGULATOR VALVE WITH 23017751 TRIMMER REGULATOR VALVE AND 6880188 STOP WITH 23017752 STOP.					
27	VALVE, THIRD CLUTCH TRIMMER	23016686	1	2	4	10
29	SPRING, TRIMMER VALVE, SEC. NOT USED IN	6880118	1			
	23019478 VALVE ASSY.					
29	SPRING, TRIMMER VALVE, SEC. USED IN 23019478	23013908	1	2	4	10
	VALVE ASSY ONLY.					
31	STOP, THIRD CLUTCH TRIMMER VALVE	6839122	1	2	4	10
32	VALVE, FIRST AND REVERSE CLUTCH TRIMMER	23016686	1	2	4	10
37	VALVE, SECOND CLUTCH TRIMMER	23016686	1	2	4	10
39	SPRING, TRIMMER VALVE, SEC.....	6883300	1	2	4	10

CONTINUED ON NEXT PAGE

GROUP CH CONT
 CONTROL VALVE, FIGURE 17
 1900-2050 ENGINE RPM GOVERNED SPEED-COACH-CHC
 SAME AS GROUP A, EXCEPT FOR PARTS LISTED BELOW

REF NO	NOMENCLATURE	PART NO	REQ	RECOMMENDED SPARES FOR UNITS		
				1-25	26-50	51-200
40	SPRING, TRIMMER VALVE, PRIM	23012937	1	2	4	10
41	STOP, SECOND CLUTCH TRIMMER VALVE	6839122	1	2	4	10
45	COVER, TRIM VALVE. NOT USED IN 23019478.....	6838985	1			
	VALVE ASSY.					
45	COVER, TRIM VALVE. USED IN 23019478 VALVE.....	6881018	1	2	4	10
	ASSY ONLY.					
47	VALVE, FOURTH CLUTCH TRIMMER	23016686	1	2	4	10
49	SPRING, TRIMMER VALVE, SEC. NOT USED IN.....	6880118	1			
	23019478 VALVE ASSY.					
49	SPRING, TRIMMER VALVE, SEC. USED IN 23019478 .	6885166.....	1	2	4	10
	VALVE ASSY ONLY.					
50	SPRING, TRIMMER VALVE, PRIM. NOT USED IN	23012937	1	2	4	10
	23019478 VALVE ASSY ONLY.					
50	SPRING, TRIMMER VALVE, PRIM. USED IN 23019478.					
	VALVE ASSY ONLY.					
51	STOP, FOURTH CLUTCH TRIMMER VALVE	6839122	1	2	4	10
71	SPRING, HOLD REGULATOR	6837540	1	2	4	10
77	VALVE, 1-2 SHIFT, USED IN 23019478 VALVE.....	6836853	1	2	4	10
	ASSY ONLY.					
78	VALVE, 1-2 MODULATOR, NOT USED IN 23019478	6836368	1			
	VALVE ASSY.					
78	VALVE, 1-2 MODULATOR, USED IN 23019478 VALVE .	23017186.....	1	2	4	10
	ASSY ONLY.					
79	SPRING, 1-2 SHIFT VALVE, NOT USED IN 23019478.....	6885065	1			
	VALVE ASSY.					
79	SPRING, 1-2 SHIFT VALVE, USED IN 23019478.....	6885007	1	2	4	10
	VALVE ASSY ONLY.					
84	SPRING, 2-3 SHIFT VALVE, NOT USED IN 23019478.....	6884953	1			
	VALVE ASSY.					
84	SPRING, 2-3 SHIFT VALVE, USED IN 23019478.....	23017049	1	2	4	10
	VALVE ASSY ONLY.					
90	SPRING, 3-4 SHIFT VALVE, NOT USED IN	6884947	1			
	23019478 VALVE ASSY.					
90	SPRING, 3-4 SHIFT VALVE, USED IN 23019478.....	23013272	1	2	4	10
	VALVE ASSY.					
98	VALVE, TRIM REGULATOR, USED PRIOR TO	6833889	1			
	S/N 2510086868.					
98	VALVE, TRIM REGULATOR, USED STARTING WITH.....	23017751	1	2	4	10
	S/N 2510086868.					
99	SPRING, TRIMMER REGULATOR VALVE, NOT USED	23018423	1			
	IN 23019478 VALVE ASSY.					
99	SPRING, TRIMMER REGULATOR VALVE, USED IN	6838285	1	2	4	10
	23019478 VALVE ASSY ONLY.					
100	STOP, TRIMMER REGULATOR VALVE, USED PRIOR	6880188	1			
	TO S/N 2510086868.					
100	STOP, TRIMMER REGULATOR VALVE, USED STARTING .	23017752	1	2	4	10
	WITH S/N 2510086868.					
105	SPRING, REV. SHIFT, NOT USED IN 23019478	6834536	1			
	VALVE ASSY.					
106	VALVE, 1-2 SHIFT, NOT USED IN 23019478 VALVE .	6883810.....	1			
	ASSY.					
113	SPRING, MODULATOR VALVE, NOT USED IN 23019478.	6880980.....	1			
	VALVE ASSY.					
113	SPRING, MODULATOR VALVE, USED IN 23019478.....	6838519	1			
	VALVE ASSY ONLY.					

ALLISON AUTOMATIC TRANSMISSION HT 700 SERIES PARTS CATALOG 17-3.92

GROUP CJ

CONTROL VALVE, FIGURE 17

2800-2900 ENGINE RPM GOVERNED SPEED CONVENTIONAL

SAME AS GROUP A, EXCEPT FOR PARTS LISTED BELOW

NOMENCLATURE

PART NO

REQ

RECOMMENDED

SPARES FOR UNITS

1-25 26-50 51-200

REF NO	NOMENCLATURE	PART NO	REQ	1-25	26-50	51-200
1	KIT, CONTROL VALVE, GOVERNOR AND LOW SHIFT VALVE CONSISTS OF 23019465 CONTROL VALVE, 6881463 GOVERNOR, I.D. NO 463 AND 6838329 LOW SHIFT VALVE	6885499	1	2	4	10
2	VALVE, LUBRICATION	23017184	1	2	4	10
7	KIT, OIL TRANSFER PLATE, KIT CONSISTS OF 1-23010001 PLATE AND 1-23018646 INSTRUCTION SHEET *202.	23018645	1	1	2	4
8	BALL, 1/4	23045388	1	2	4	10
10	BALL, 1/4	23045388	1	2	4	10
16	BALL, 1/4	23045388	1	2	4	10
21	SPRING, MODULATOR VALVE	23012948	1	2	4	10
25	PLATE, SEPARATOR	6885195	1	1	2	3
30	SPRING, TRIMMER VALVE	6839271	1	2	4	10
31	STOP, THIRD CLUTCH TRIMMER VALVE	23013432	1	2	4	10
34	NOT USED IN THIS GROUP					
35	SPRING, TRIMMER VALVE	23013754	1	2	4	10
36	STOP, FIRST CLUTCH TRIMMER VALVE	23013432	1	2	4	10
41	STOP, SECOND CLUTCH TRIMMER VALVE	23013432	1	2	4	10
46	VALVE, FOURTH CLUTCH TRIMMER	23014097	1	2	4	10
50	SPRING, TRIMMER VALVE	6833940	1	2	4	10
51	STOP, FOURTH CLUTCH TRIMMER VALVE	23013432	1	2	4	10
71	SPRING, HOLD REGULATOR VALVE	6837540	1	2	4	10
79	SPRING, 1-2 SHIFT VALVE	23017049	1	2	4	10
82	VALVE, 2-3 SHIFT	6837618	1	2	4	10
84	SPRING, 2-3 SHIFT VALVE	6884948	1	2	4	10
88	VALVE, 3-4 SHIFT	6880987	1	2	4	10
89	VALVE, 3-4 MODULATOR	6837621	1	2	4	10
90	SPRING, 3-4 SHIFT VALVE	23013271	1	2	4	10
99	SPRING, TRIMMER REGULATOR VALVE. 6	880246	1	2	4	10

GROUP CK

CONTROL VALVE, FIGURE 17

1950 ENGINE RPM GOVERNED SPEED-COACH W/2 ND GEAR START

SAME AS GROUP A, EXCEPT FOR PARTS LISTED BELOW

1	VALVE ASSY, CONTROL, 23010015 CONTROL VALVE NOT SERVICED AS AN ASSEMBLY, ORDER DETAIL PARTS.	23010015 **				
7	KIT, OIL TRANSFER PLATE, KIT CONSISTS OF 1-23010001 PLATE AND 1-23018646 INSTRUCTION SHEET *202.	23018645	1	1	2	4
16	BALL, 1/4	23045388	1	2	4	10
25	PLATE, SEPARATOR	23010011	1	1	2	5
26	BODY, CONTROL VALVE	6884907	1	1	2	3
29	SPRING, TRIMMER VALVE, SEC	6880118	1	2	4	10
30	SPRING, TRIMMER VALVE, PRIM	6833938	1	2	4	10
31	STOP, THIRD CLUTCH TRIMMER VALVE	6839122	1	2	4	10
34	SPRING, TRIMMER VALVE, SEC	6885166	1	2	4	10
39	SPRING, TRIMMER VALVE, SEC	6883300	1	2	4	10
40	SPRING, TRIMMER VALVE, PRIM	6880045	1	2	4	10
41	STOP, SECOND CLUTCH TRIMMER VALVE	6839122	1	2	4	10
45	COVER, TRIMMER VALVE	6884831	1	2	4	10
49	SPRING, TRIMMER VALVE, SEC	6880118	1	2	4	10
50	SPRING, TRIMMER VALVE, PRIM	23012937	1	2	4	10
51	STOP, FOURTH CLUTCH TRIMMER VALVE	6839122	1	2	4	10
77-81	NOT USED IN THIS GROUP					
107	SLEEVE, REVERSE SIGNAL	6883809	1	2	4	10
108	PLUG, SIGNAL	6703169	1	2	4	10
109	VALVE, 1-2 SHIFT	6883810	1	2	4	10
110	SPRING, 1-2 SHIFT ASSIST	6834536	1	2	4	10

** SERVICED ONLY AS DETAIL PARTS - NOT AVAILABLE AS AN ASSEMBLY

GROUP CL
 CONTROL VALVE, FIGURE 17
 2300-2500 ENGINE RPM GOVERNED SPEED-CONVENTIONAL
 SAME AS GROUP A, EXCEPT FOR PARTS LISTED BELOW
 NOMENCLATURE PART NO

REF NO	NOMENCLATURE	PART NO	REQ	RECOMMENDED SPARES FOR UNITS		
				1-25	26-50	51-200
1	VALVE ASSY, CONTROL, 6885418 CONTROL VALVE NOT SERVICED AS AN ASSEMBLY, ORDER DETAIL PARTS	6885418	**			
7	KIT, OIL TRANSFER PLATE, KIT CONSISTS OF 1-23010001 PLATE AND 1-23018646 INSTRUCTION SHEET *202.	23018645	1	1	2	4
16	BALL, 1/4, USED WITH 23016511 PLATE SPRING, MODULATOR VALVE	23045388	1	2	4	10
25	PLATE, SEPARATOR, 23016511 SEPARATOR PLATE MUST BE USED WITH 23018645 OIL TRANSFER PLATE KIT AND HAVE 23045388 BALL AT #16 LOCATION.	23016511	1	1	2	5
26	BODY, CONTROL VALVE. PRIOR TO S/N 2510086868 WHEN REPLACING 6885199 BODY WITH 23017825 BODY ALSO REPLACE 6833889 TRIMMER REGULATOR VALVE WITH 23017751 TRIMMER REGULATOR VALVE AND 6880188 STOP WITH 23017752 STOP.	23017825	1	1	2	3
29	SPRING, TRIMMER VALVE, SEC.	6880118	1	2	4	10
30	SPRING, TRIMMER VALVE, PRIM	6833938	1	2	4	10
31	STOP, THIRD CLUTCH TRIMMER	6839122	1	2	4	10
39	SPRING, TRIMMER VALVE, SEC.	6883300	1	2	4	10
40	SPRING, TRIMMER VALVE	6880045	1	2	4	10
41	STOP, THIRD CLUTCH TRIMMER	6839122	1	2	4	10
49	SPRING, TRIMMER VALVE, SEC.	6880118	1	2	4	10
50	SPRING, TRIMMER VALVE, PRIM	6880045	1	2	4	10
51	STOP, FOURTH CLUTCH TRIMMER VALVE	6839122	1	2	4	10

GROUP CM
 CONTROL VALVE, FIGURE 17
 1950-2050 ENGINE RPM GOVERNED SPEED-CONVENTIONAL
 SAME AS GROUP A, EXCEPT FOR PARTS LISTED BELOW

1	KIT, CONTROL VALVE, GOVERNOR AND LOW SHIFT VALVE. CONSISTS OF 23019454 CONTROL VALVE, 6881462 GOVERNOR, I.D. NO 462 AND 6885520 LOW SHIFT VALVE.	23010748	1	2	4	10
2	VALVE, LUBRICATION	23017184	1	2	4	10
7	KIT, OIL TRANSFER PLATE, KIT CONSISTS OF 1-23010001 PLATE AND 23018646 INSTRUCTION SHEET *202.	23018645	1	1	2	4
9	BALL, 1/4	23045388	1	2	4	10
11	BALL, 5/16	23018495	1	2	4	10
16	BALL, 1/4	23045388	1	2	4	10
21	SPRING, MODULATOR VALVE	6880980	1	2	4	10
25	PLATE, SEPARATOR	23016508	1	2	4	10
26	BODY, CONTROL VALVE. PRIOR TO S/N 2510086868 . WHEN REPLACING 6881759 BODY WITH 23017828 BODY ALSO REPLACE 6833889 TRIMMER REGULATOR VALVE WITH 23017751 TRIMMER REGULATOR VALVE AND 6881088 STOP WITH 23017752 STOP.	23017828	1	2	4	10
27	VALVE, THIRD CLUTCH TRIMMER	23014097	1	2	4	10
29	SPRING, TRIMMER VALVE, SEC.	6880118	1	2	4	10
30	SPRING, TRIMMER VALVE, PRIM	23012937	1	2	4	10
31	STOP, THIRD CLUTCH TRIMMER	6839122	1	2	4	10
32	VALVE, FIRST AND REVERSE CLUTCH TRIMMER	23014097	1	2	4	10
37	VALVE, SECOND CLUTCH TRIMMER	23014097	1	2	4	10

CONTINUED ON NEXT PAGE

** SERVICED ONLY AS DETAIL PARTS - NOT AVAILABLE AS AN ASSEMBLY

ALLISON AUTOMATIC TRANSMISSION HT 700 SERIES PARTS CATALOG 17-3.94

GROUP CM CONT
 CONTROL VALVE, FIGURE 17
 1950-2050 ENGINE RPM GOVERNED SPEED-CONVENTIONAL
 SAME AS GROUP A, EXCEPT FOR PARTS LISTED BELOW

REF NO	NOMENCLATURE	PART NO	REQ	RECOMMENDED SPARES FOR UNITS		
				1-25	26-50	51-200
39	SPRING, TRIMMER VALVE, SEC.....	6880118	1	2	4	10
40	SPRING, TRIMMER VALVE, PRIM.....	23012937	1	2	4	10
41	STOP, SECOND CLUTCH TRIMMER VALVE.....	6889122	1	2	4	10
47	VALVE, FOURTH CLUTCH.....	23014097	1	2	4	10
49	SPRING, TRIMMER VALVE, SEC.....	6880118	1	2	4	10
50	SPRING, TRIMMER VALVE, PRIM.....	23012937	1	2	4	10
51	STOP, FOURTH CLUTCH TRIMMER.....	6839122	1	2	4	10
71	SPRING, HOLD REGULATOR VALVE.....	6880320	1	2	4	10
77	VALVE, 1-2 SHIFT.....	6836856	1	2	4	10
78	VALVE, 1/2 MODULATOR.....	6838412	1	2	4	10
79	SPRING, 1-2 SHIFT VALVE.....	23017050	1	2	4	10
82	VALVE, 2-3 SHIFT.....	6837623	1	2	4	10
83	VALVE, 2-3 MODULATOR.....	6836859	1	2	4	10
84	SPRING, 2-3 SHIFT VALVE.....	23017049	1	2	4	10
88	VALVE, 3-4 SHIFT.....	6880986	1	2	4	10
89	VALVE, 3-4 MODULATOR.....	6837625	1	2	4	10
90	SPRING, 3-4 SHIFT VALVE.....	23013269	1	2	4	10

GROUP CN
 CONTROL VALVE, FIGURE 17
 1950-2050 ENGINE RPM GOVERNED SPEED-CONVENTIONAL
 SAME AS GROUP A, EXCEPT FOR PARTS LISTED BELOW

1	KIT, CONTROL VALVE, GOVERNOR AND LOW SHIFT VALVE.	23010747	1	2	4	10
	CONSISTS OF 23019455 CONTROL VALVE, 6881462 GOVERNOR ASSY, I.D. NO 462 AND 6885520 LOW SHIFT VALVE.					
2	VALVE, LUBRICATION.....	23017184	1	2	4	10
7	KIT, OIL TRANSFER PLATE, KIT CONSISTS OF.....	23018645	1	1	2	4
	1-23010001 PLATE AND 1-23018646 INSTRUCTION SHEET *202.					
9	BALL, 1/4.....	23045388	1	2	4	10
11	BALL, 5/16.....	23018495	1	2	4	10
16	BALL, 1/4.....	23045388	1	2	4	10
25	PLATE, SEPARATOR.....	23016508	1	2	4	10
26	BODY, CONTROL VALVE. PRIOR TO S/N 2510086868.....	23017828	1	1	2	3
	WHEN REPLACING 6881759 BODY WITH 23017828 BODY ALSO REPLACE 6833889 TRIMMER REGULATOR VALVE WITH 23017751 TRIMMER REGULATOR VALVE AND 6880188 STOP WITH 23017752 STOP.					
27	VALVE, THIRD CLUTCH TRIMMER.....	23014097	1	2	4	10
29	SPRING, TRIMMER VALVE, SEC.....	6880118	1	2	4	10
30	SPRING, TRIMMER VALVE, PRIM.....	23012937	1	2	4	10
31	STOP, THIRD CLUTCH TRIMMER.....	6839122	1	2	4	10
32	VALVE, FIRST AND REVERSE CLUTCH TRIMMER.....	23014097	1	2	4	10
37	VALVE, SECOND CLUTCH TRIMMER.....	23014097	1	2	4	10
39	SPRING, TRIMMER VALVE, SEC.....	6880118	1	2	4	10
40	SPRING, TRIMMER VALVE, PRIM.....	23012937	1	2	4	10
41	STOP, SECOND CLUTCH TRIMMER VALVE.....	6889122	1	2	4	10
47	VALVE, FOURTH CLUTCH TRIMMER.....	23014097	1	2	4	10
49	SPRING, TRIMMER VALVE, SEC.....	6880118	1	2	4	10
50	SPRING, TRIMMER VALVE, PRIM.....	23012937	1	2	4	10
51	STOP, FOURTH CLUTCH TRIMMER VALVE.....	6839122	1	2	4	10
71	SPRING, HOLD REGULATOR VALVE.....	6880320	1	2	4	10
77	VALVE, 1-2 SHIFT.....	6836856	1	2	4	10
78	VALVE, 1-2 MODULATOR.....	6838412	1	2	4	10
79	SPRING, 1-2 SHIFT VALVE.....	23017050	1	2	4	10

CONTINUED ON NEXT PAGE

GROUP CN CONT
 CONTROL VALVE, FIGURE 17
 1950-2050 ENGINE RPM GOVERNED SPEED-CONVENTIONAL
 SAME AS GROUP A, EXCEPT FOR PARTS LISTED BELOW

REF NO	NOMENCLATURE	PART NO	REQ	RECOMMENDED SPARES FOR UNITS		
				1-25	26-50	51-200
82	VALVE, 2-3 SHIFT.....	6837623	1	2	4	10
83	VALVE, 2-3 MODULATOR	6836859	1	2	4	10
84	SPRING, 2-3 SHIFT VALVE.....	23017049	1	2	4	10
88	VALVE, 34 SHIFT	6880986	1	2	4	10
89	VALVE, 3-4	6837625	1	2	4	10
90	SPRING, 3-4 SHIFT VALVE.....	23013269	1	2	4	10

GROUP CP
 CONTROL VALVE, FIGURE 17
 2600-2700 ENGINE RPM GOVERNED SPEED-CONVENTIONAL
 SAME AS GROUP A, EXCEPT FOR PARTS LISTED BELOW

1	KIT, CONTROL VALVE AND GOVERNOR. 6885622 KIT.....	6885622	1	2	4	10
	CONSISTS OF 23019527 CONTROL VALVE AND 6881463 GOVERNOR I.D. NO 463.					
2	VALVE, LUBRICATION.....	23017184	1	2	4	10
7	KIT, OIL TRANSFER PLATE, KIT CONSISTS OF	23018645	1	1	2	4
	1-23010001 PLATE AND 1-23018646 INSTRUCTION SHEET F202.					
9	BALL, 1/4	23045388	1	2	4	10
11	BALL, 5/16	23018495	1	2	4	10
16	BALL, 1/4	23045388	1	2	4	10
21	SPRING, MDDULATOR VALVE	6833934	1	2	4	10
26	BODY, CONTROL VALVE. PRIOR TO S/N 2510086868	23017825	1	1	2	3
	WHEN REPLACING 6885199 BODY WITH 23017825 BODY ALSO REPLACE 6833889 TRIMMER REGULATOR VALVE WITH 23017751 TRIMMER REGULATOR VALVE AND 6880188 STOP WITH 23017752 STOP.					
71	SPRING, HOLD REGULATOR VALVE	6836867	1	2	4	10
79	SPRING, 1-2 SHIFT VALVE	23017046	1	2	4	10
84	SPRING, 2-3 SHIFT VALVE	23013271	1	2	4	10
90	SPRING, 3-4 SHIFT VALVE	23013267	1	2	4	10

GROUP CQ
 CONTROL VALVE, FIGURE 17
 1950 ENGINE RPM GOVERNED SPEED-COACH W/2ND GEAR START
 SAME AS GROUP A, EXCEPT FOR PARTS LISTED BELOW

1	VALVE ASSY, CONTROL, 6885567 CONTROL VALVE NOT	6885567				
	SERVICED AS AN ASSEMBLY, ORDER DETAIL PARTS.					
7	KIT, OIL TRANSFER PLATE, KIT CONSISTS OF	23018645	1	1	2	4
	1-23010001 PLATE AND 1-23018646 INSTRUCTION SHEET #202.					
16	BALL, 1/4	23045388	1	2	4	10
25	PLATE, SEPARATOR	23010011	1	1	2	5
26	BODY, CONTROL VALVE	6884907	1	1	2	3
29	SPRING, TRIMMER VALVE, SEC.....	6880118	1	2	4	10
31	STOP, THIRD CLUTCH TRIMMER VALVE	6839122	1	2	4	10
33	SPRING, TRIMMER VALVE, SEC.....	6885166	1	2	4	10
39	SPRING, TRIMMER VALVE, SEC	6883300	1	2	4	10
40	SPRING, TRIMMER VALVE, PRIM	6880045	1	2	4	10
41	STOP, SECOND CLUTCH TRIMMER VALVE.....	6839122	1	2	4	10

CONTINUED ON NEXT PAGE

**SERVICED ONLY AS DETAIL PARTS-NOT AVAILABLE AS AN ASSEMBLY

ALLISON AUTOMATIC TRANSMISSION HT 700 SERIES PARTS CATALOG 17-3.96

GROUP CQ OONT
 CONTROL VALVE, FIGURE 17
 1950 ENGINE RPM GOVERNED SPEED-COACH W/2ND GEAR START
 SAME AS GROUP A, EXCEPT FOR PARTS LISTED BELOW

REF NO	NOMENCLATURE	PART NO	REQ	RECOMMENDED SPARES FOR UNITS		
				1-25	26-50	51-200
45	COVER, TRIMMER VALVE	6884831	1	2	4	10
49	SPRING, TRIMMER VALVE, SEC.....	6880118	1	2	4	10
50	SPRING, TRIMMER VALVE, PRIM.....	23012937	1	2	4	10
51	STOP, FOURTH CLUTCH TRIMMER VALVE	6839122	1	2	4	10
71	SPRING, HOLD REGULATOR VALVE	6837540	1	2	4	10
77-81	NOT USED IN THIS GROUP					
84	SPRING, 2-3 SHIFT VALVE.....	6838357	1	2	4	10
90	SPRING, 3-4 SHIFT VALVE.....	23017049	1	2	4	10
107	SLEEVE, REVERSE SIGNAL	6883809	1	2	4	10
108	PLUG, SIGNAL	6703169	1	2	4	10
109	VALVE, 1-2 SHIFT.....	6883810	1	2	4	10
110	SPRING, 1-2 SHIFT ASSIST	6834536	1	2	4	10

GROUP CR
 CONTROL VALVE, FIGURE 17
 2300-2500 ENGINE RPM GOVERNED SPEED-COACH W/2 ND GEAR START
 SAME AS GROUP A, EXCEPT FOR PARTS LISTED BELOW

1	VALVE ASSY, CONTROL, NOT SERVICED AS AN ASSEMBLY, ORDER DETAIL PARTS	23019458**	1			
2	VALVE, LUBRICATION	23017184	1	2	4	10
7	KIT, OIL TRANSFER PLATE, KIT CONSISTS OF 1-23010001 PLATE AND 1-23018646 INSTRUCTION SHEET *202.	23018645	1	1	2	4
9	BALL, 1/4	23045388	1	2	4	10
11	BALL, 5/16	23018495	1	2	4	10
16	BALL, 1/4	23045388	1	2	4	10
25	PLATE, SEPARATOR.....	6885004	1	1	2	5
26	BODY, CONTROL VALVE. PRIOR TO S/N 2510086868	23017825	1	1	2	3
	WHEN REPLACING 6885199 BODY WITH 23017825 BODY ALSO REPLACE 6833889 TRIMMER REGULATOR VALVE WITH 23017751 TRIMMER REGULATOR VALVE AND 6880188 STOP WITH 23017752 STOP.					
28	PLUG, TRIMMER VALVE	6835921	1	2	4	10
29	SPRING, TRIMMER VALVE, SEC	6880118	1	2	4	10
31	STOP, THIRD CLUTCH TRIMMER VALVE	6889122	1	2	4	10
34	SPRING, TRIMMER VALVE, SEC.....	6885166	1	2	4	10
39	SPRING, TRIMMER VALVE, SEC.....	6883300	1	2	4	10
40	SPRING, TRIMMER VALVE, PRIM	23012937	1	2	4	10
41	STOP, SECOND CLUTCH TRIMMER VALVE.....	6889122	1	2	4	10
49	SPRING, TRIMMER VALVE, SEC	6880118	1	2	4	10
50	SPRING, TRIMMER VALVE, PRIM.....	23012937	1	2	4	10
51	STOP, FOURTH CLUTCH TRIMMER VALVE	6889122	1	2	4	10
77	NOT USED IN THIS GROUP					
79	SPRING, 1-2 SHIFT VALVE.....	6885065	1	2	4	10
105	SPRING, 1-2 SHIFT ASSIST.....	6884536	1	2	4	10
106	VALVE, 1-2 SHIFT ASSIST HELPER	6833810	1	2	4	10

** SERVICED ONLY AS DETAIL PARTS--NOT AVAILABLE AS AN ASSEMBLY

GROUP CS
CONTROL VALVE, FIGURE 17

1950 ENGINE RPM GOVERNED SPEED-COACH W/2ND GEAR START
SAME AS GROUP A, EXCEPT FOR PARTS LISTED BELOW

REF NO	NOMENCLATURE	PART NO	REQ	RECOMMENDED SPARES FOR UNITS		
				1-25	26-50	51-200
1	VALVE ASSY, CONTROL, 23010792 CONTROL VALVE	23010792 **				
	NOT SERVICED AS AN ASSEMBLY, ORDER DETAIL PARTS.					
9	BALL, 1/4	23045388	1	2	4	10
11	BALL, 5/16.....	23018495	1	2	4	10
16	BALL, 1/4.....	23045388	1	2	4	10
25	PLATE, SEPARATOR	23010011	1	1	2	3
26	BODY, CONTROL VALVE	6884907	1	1	2	3
29	SPRING, TRIMMER VALVE, SEC.....	6880118	1	2	4	10
30	SPRING, TRIMMER VALVE, PRIM	6833938	1	2	4	10
31	STOP, THIRD CLUTCH TRIMMER VALVE	6889122	1	2	4	10
34	SPRING, TRIMMER VALVE, SEC.....	6885166	1	2	4	10
39	SPRING, TRIMMER VALVE, SEC.....	6883300	1	2	4	10
40	SPRING, TRIMMER VALVE, PRIM	6880045	1	2	4	10
41	STOP, SECOND CLUTCH TRIMMER VALVE	6889122	1	2	4	10
45	COVER, TRIMMER VALVE.....	6884831	1	2	4	10
49	SPRING, TRIMMER VALVE, SEC.....	6880118	1	2	4	10
51	STOP, FOURTH CLUTCH TRIMMER VALVE	6889122	1	2	4	10
77-81	NOT USED IN THIS GROUP					
84	SPRING, 2-3 SHIFT VALVE.....	6884953	1	2	4	10
90	SPRING, 34 SHIFT VALVE.....	6884947	1	2	4	10
107	SLEEVE, REVERSE SIGNAL	6883809	1	2	4	10
108	PLUG, SIGNAL	6703169	1	2	4	10
109	VALVE, 1-2 SHIFT.....	6883810	1	2	4	10
110	SPRING, 1-2 SHIFT ASSIST	6834536	1	2	4	10

GROUP CT
CONTROL VALVE, FIGURE 17

2600-2700 ENGINE RPM GOVERNED SPEED-CONVENTIONAL
SAME AS GROUP A, EXCEPT FOR PARTS LISTED BELOW

1	VALVE ASSY, CONTROL, NOT SERVICED AS AN ASSEMBLY.23010799 **					
	ORDER DETAIL PARTS.					
7	KIT, OIL TRANSFER PLATE, KIT CONSISTS OF.....	23018645	1	1	2	5
	1-23010001 PLATE AND 1-23018646 INSTRUCTION SHEET #202.					
9	BALL, 1/4.....	23045388	1	2	4	10
11	BALL, 5/16	23018495	1	2	4	10
16	BALL, 1/4, USED STARTING WITH S/N 56538.....	23045388	1	2	4	10
	ALSO USED WITH 23016508 PLATE.					
21	SPRING, MODULATOR VALVE	23012948	1	2	4	10
25	PLATE, SEPARATOR, USED WITH 23045388 BALL	23016508	1	1	2	4
	AT THE #16 LOCATION.					
26	BODY, CONTROL VALVE. PRIOR TO S/N 2510086868 ...	23017828	1	1	2	3
	WHEN REPLACING 6881759 BODY WITH 23017828 BODY ALSO REPLACE 6833889 TRIMMER REGULATOR VALVE WITH 23017751 TRIMMER REGULATOR VALVE AND 6880188 STOP WITH 23017752 STOP.					
27	VALVE, THIRD CLUTCH TRIMMER	23014097	1	2	4	10
29	SPRING, TRIMMER VALVE, SEC.....	6880118	1	2	4	10
30	SPRING, TRIMMER VALVE, PRIM	23012937	1	2	4	10
31	STOP, THIRD CLUTCH TRIMMER	6839122	1	2	4	10
32	VALVE, FIRST AND REVERSE CLUTCH TRIMMER.....	23014097	1	2	4	10
37	VALVE, SECOND CLUTCH TRIMMER.....	23014097	1	2	4	10
39	SPRING, TRIMMER VALVE, SEC.....	6880118	1	2	4	10

CONTINUED ON NEXT PAGE

** SERVICED ONLY AS DETAIL PARTS - NOT AVAILABLE AS AN ASSEMBLY

GROUP CT CONT
 CONTROL VALVE, FIGURE 17
 2600-2700 ENGINE RPM GOVERNED SPEED-CONVENTIONAL
 SAME AS GROUP A, EXCEPT FOR PARTS LISTED BELOW

REF NO	NOMENCLATURE	PART NO	REQ	RECOMMENDED SPARES FOR UNITS		
				1-25	26-50	51-200
40	SPRING, TRIMMER VALVE, PRIM.....	23012937	1	2	4	10
41	STOP, SECOND CLUTCH TRIMMER VALVE.....	6839122	1	2	4	10
47	VALVE, FOURTH CLUTCH TRIMMER.....	23014097	1	2	4	10
49	SPRING, TRIMMER VALVE, SEC.....	6880118	1	2	4	10
50	SPRING, TRIMMER VALVE, PRIM.....	23012937	1	2	4	10
51	STOP, FOURTH CLUTCH TRIMMER VALVE.....	6839122	1	2	4	10
71	SPRING, HOLD REGULATOR.....	6880320	1	2	4	10
75	VALVE, MANUAL SELECTOR.....	6881013	1	2	4	10
77	VALVE, 1-2 SHIFT.....	6836856	1	2	4	10
78	VALVE, 1-2 MODULATOR.....	6838412	1	2	4	10
79	SPRING, 1-2 SHIFT VALVE.....	6884951	1	2	4	10
82	VALVE, 2-3 SHIFT.....	6837623	1	2	4	10
83	VALVE, 2-3 MODULATOR.....	6836859	1	2	4	10
84	SPRING, 2-3 SHIFT VALVE.....	23017049	1	2	4	10
88	VALVE, 3-4 SHIFT.....	6880986	1	2	4	10
89	VALVE, 3-4 MODULATOR.....	6837625	1	2	4	10
90	SPRING, 3-4 SHIFT VALVE.....	6884946	1	2	4	10

GROUP CU
 CONTROL VALVE, FIGURE 17
 2100-2200 ENGINE RPM GOVERNED SPEED-COACH-CHC
 SAME AS GROUP A, EXCEPT FOR PARTS LISTED BELOW

1	KIT, CONTROL VALVE AND GOVERNOR ASSY, KIT.....	23019140	1	2	4	10
	CONSISTS OF 23019477 VALVE ASSY AND 6881461 GOVERNOR, I.D. NO. 461. WHEN REPLACING 23010932 KIT WITH 23019140 KIT ALSO ORDER 1-6881719 LOCKUP CUTOFF VALVE ASSY AND 8-454818 BOLTS. SEE SPI 21TR83.					
2	VALVE, LUBRICATION.....	23017184	1	2	4	10
7	KIT, OIL TRANSFER PLATE, KIT CONSISTS OF.....	23018645	1	1	2	4
	1-23010001 PLATE AND 1-23018646 INSTRUCTION SHEET *202.					
9	BALL, 1/4.....	23045388	1	2	4	10
11	BALL, 5/16.....	23018495	1	2	4	10
12	BALL, 1/4.....	23045388	1	2	4	10
13	BALL, 1/4.....	23045388	1	2	4	10
16	BALL, 1/4.....	23045388	1	2	4	10
17	BODY, MODULATOR PRESSURE VALVE, USED STARTING.....	23015348	1			
	WITH S/N 2510066690, WHEN REPLACING 6833878 BODY WITH 23015348 BODY ALSO ORDER 23014098 RING, 23013764 VALVE AND 6839085 VALVE.					
25	PLATE, SEPARATOR, NOT USED IN 23019477.....	6885004	1			
	VALVE ASSY.					
25	PLATE, SEPARATOR, USED IN 23019477 VALVE.....	23017528	1	1	2	5
	ASSY ONLY.					
26	BODY, CONTROL VALVE. PRIOR TO S/N 2510086868.....	23017825	1	1	2	3
	WHEN REPLACING 6885199 BODY WITH 23017825 BODY ALSO REPLACE 6833889 TRIMMER REGULATOR VALVE WITH 23017751 TRIMMER REGULATOR VALVE AND 6880188 STOP WITH 23017752 STOP.					
27	VALVE, THIRD CLUTCH TRIMMER.....	23014097	1	2	4	10
29	SPRING, TRIMMER VALVE, SEC. NOT USED IN.....	6880118				
	23019477 VALVE ASSY.					
29	SPRING, TRIMMER VALVE, SEC. USED IN 23019477.....	23013908	1	2	4	10
	VALVE ASSY ONLY.					

CONTINUED ON NEXT PAGE

GROUP CU CONT
 CONTROL VALVE, FIGURE 17
 2100-2200 ENGINE RPM GOVERNED SPEED-COACH-CHC
 SAME AS GROUP A, EXCEPT FOR PARTS LISTED BELOW

REF NO	NOMENCLATURE	PART NO	REQ	RECOMMENDED SPARES FOR UNITS		
				1-25	26-50	51-200
31	STOP, THIRD CLUTCH TRIMMER VALVE	6839122	1	2	4	10
32	VALVE, FIRST AND REVERSE CLUTCH TRIMMER	23014097	1	2	4	10
37	VALVE, SECOND CLUTCH TRIMMER	23014097	1	2	4	10
39	SPRING, TRIMMER VALVE, SEC	6883300	1	2	4	10
40	SPRING, TRIMMER VALVE, PRIM	23012937	1	2	4	10
41	STOP, SECOND CLUTCH TRIMMER VALVE	6839122	1	2	4	10
45	COVER, TRIM VALVE. NOT USED IN 23019477	6838985	1			
	VALVE ASSY.					
45	COVER, TRIM VALVE. USED IN 23019477 VALVE	6881018	1	2	4	10
	ASSY ONLY.					
47	VALVE, FOURTH CLUTCH TRIMMER	23014097	1	2	4	10
49	SPRING, TRIMMER VALVE, SEC. NOT USED IN	6880118	1			
	23019477 VALVE ASSY.					
49	SPRING, TRIMMER VALVE, SEC. USED IN 23019477	6885166	1	2	4	10
	VALVE ASSY ONLY.					
50	SPRING, TRIMMER VALVE, PRIM. NOT USED IN	23012937	1	2	4	10
	23019477 VALVE ASSY ONLY.					
50	SPRING, TRIMMER VALVE, PRIM. USED IN 23019477	6838839	1	2	4	10
	VALVE ASSY ONLY.					
51	STOP, FOURTH CLUTCH TRIMMER VALVE	6839122	1	2	4	10
71	SPRING, HOLD REGULATOR	6837540	1	2	4	10
77	VALVE, 1-2 SHIFT, USED IN 23019477 VALVE	6836853	1	2	4	10
	ASSY ONLY.					
78	VALVE, 1-2 MODULATOR, NOT USED IN 23019477	6836368	1			
	VALVE ASSY.					
78	VALVE, 1-2 MODULATOR, USED IN 23019477 VALVE	23017186	1	2	4	10
	ASSY ONLY.					
79	SPRING, 1-2 SHIFT VALVE, NOT USED IN 23019477	6885065	1			
	VALVE ASSY.					
79	SPRING, 1-2 SHIFT VALVE, USED IN 23019477	6885007	1	2	4	10
	VALVE ASSY ONLY.					
84	SPRING, 2-3 SHIFT VALVE, NOT USED IN 23019477	6838357	1			
	VALVE ASSY.					
90	SPRING, 3-4 SHIFT VALVE	23017049	1			
98	VALVE, TRIM REGULATOR. USED PRIOR TO	6833889	1			
	S/N 2510086868.					
98	VALVE, TRIM REGULATOR, USED STARTING WITH	23017751	1	2	4	10
	S/N 2510086868.					
99	SPRING, TRIMMER REGULATOR VALVE, NOT USED	23018423	1			
	IN 23019477 VALVE ASSY.					
99	SPRING, TRIMMER REGULATOR VALVE, USED IN	6838285	1	2	4	10
	23019477 VALVE ASSY ONLY.					
100	STOP, TRIMMER REGULATOR VALVE, USED PRIOR TO	6880188	1			
	S/N 2510086868.					
100	STOP, TRIMMER REGULATOR VALVE, USED STARTING	23017752	1	2	4	10
	WITH S/N 2510086868.					
105	SPRING, REV. SHIFT, NOT USED IN 23019477	6834536	1			
	VALVE ASSY.					
106	VALVE, 1-2 SHIFT, NOT USED IN 23019477 VALVE	6883810	1			
	ASSY.					
113	SPRING, MODULATOR VALVE, NOT USED IN 23019477	6880980	1			
	VALVE ASSY.					
113	SPRING, MODULATOR VALVE, USED IN 23019477	6838519	1			
	VALVE ASSY ONLY.					

GROUP CV
 CONTROL VALVE, FIGURE 17
 1950-2050 ENGINE RPM GOVERNED SPEED-CONVENTIONAL
 SAME AS GROUP A, EXCEPT FOR PARTS LISTED BELOW

REF NO	NOMENCLATURE	PART NO	REQ	RECOMMENDED SPARES FOR UNITS		
				1-25	26-50	51-200
1	VALVE ASSY, CONTROL, 23011851 CONTROL VALVE NOT SERVICED AS AN ASSEMBLY, ORDER DETAIL PARTS	23011851 **				
2	VALVE, LUBRICATION	23017184	1	2	4	10
7	KIT, OIL TRANSFER PLATE, KIT CONSISTS OF 1-23010001 PLATE AND 1-23018646 INSTRUCTION SHEET *202.	23018645	1	1	2	4
8	BALL, 1/4	23045388	1	2	4	10
10	BALL, 1/4	23045388	1	2	4	10
16	BALL, 1/4	23045388	1	2	4	10
21	SPRING, MODULATOR VALVE	23012948	1	2	4	10
25	PLATE, SEPARATOR	6885195	1	1	2	5
26	BODY, CONTROL VALVE	6881760	1	1	2	3
30	SPRING, TRIMMER VALVE	6839271	1	2	4	10
31	STOP, THIRD CLUTCH TRIMMER VALVE	23013432	1	2	4	10
34	NOT USED IN THIS GROUP					
35	SPRING, FIRST TRIMMER VALVE	23013754	1	2	4	10
36	STOP, FIRST CLUTCH TRIMMER VALVE	23013432	1	2	4	10
41	STOP, SECOND CLUTCH TRIMMER VALVE	23013432	1	2	4	10
47	VALVE, FOURTH CLUTCH TRIMMER	635920	1	2	4	10
50	SPRING, TRIMMER VALVE	6833940	1	2	4	10
51	STOP, FOURTH CLUTCH TRIMMER VALVE	23013432	1	2	4	10
71	SPRING, HOLD REGULATOR VALVE	6836784	1	2	4	10
79	SPRING, 1-2 SHIFT VALVE	6883665	1	2	4	10
82	VALVE, 2-3 SHIFT	6837618	1	2	4	10
84	SPRING, 2-3 SHIFT VALVE	6884948	1	2	4	10
88	VALVE, 3-4 SHIFT	6880987	1	2	4	10
89	VALVE, 3-4 MODULATOR	6837621	1	2	4	10
90	SPRING, 3-4 SHIFT VALVE	23013267	1	2	4	10
99	SPRING, TRIMMER REGULATOR VALVE	6880246	1	2	4	10
100	STOP, TRIMMER REGULATOR VALVE	6880188	1	2	4	10

GROUP CW
 CONTROL VALVE, FIGURE 17
 1950-2050 ENGINE RPM GOVERNED SPEED-CONVENTIONAL
 SAME AS GROUP A, EXCEPT FOR PARTS LISTED BELOW

1	KIT, CONTROL VALVE, GOVERNOR AND LOW SHIFT VALVE. CONSISTS OF 23011342 CONTROL VALVE, 688:462 GOVERNOR, I.D. NO. 462 AND 6838329 LOW SHIFT VALVE	23012026	1	2	4	10
2	VALVE, LUBRICATION	23017184	1	2	4	10
7	KIT, OIL TRANSFER PLATE, KIT CONSISTS OF 1-2301001 PLATE AND 1-23018646 INSTRUCTION SHEET *202.	23018645	1	1	2	5
8	BALL, 1/4	23045388	1	2	4	10
10	BALL, 1/4	23045388	1	2	4	10
16	BALL, 1/4	23045388	1	2	4	10
25	PLATE, SEPARATOR	6885195	1	1	2	4
26	BODY, CONTROL VALVE	6881760	1	1	2	3
30	SPRING, TRIMMER VALVE	6839271	1	2	4	10
31	STOP, THIRD CLUTCH TRIMMER VALVE	23013432	1	2	4	10
34	NOT USED IN THIS GROUP					
35	SPRING, FIRST TRIMMER VALVE	23013754	1	2	4	10
36	STOP, FIRST CLUTCH TRIMMER VALVE	23013432	1	2	4	10
41	STOP, SECOND CLUTCH TRIMMER VALVE	23013432	1	2	4	10
47	VALVE, FOURTH CLUTCH TRIMMER VALVE	6835920	1	2	4	10

CONTINUED ON NEXT PAGE

GROUP CW CONT
CONTROL VALVE, FIGURE 17
1950-2050 ENGINE RPM GOVERNED SPEED-CONVENTIONAL
SAME AS GROUP A, EXCEPT FOR PARTS LISTED BELOW

REF NO	NOMENCLATURE	PART NO	REQ	RECOMMENDED SPARES FOR UNITS		
				1-25	26-50	51-200
50	SPRING, TRIMMER VALVE.....	6833940	1	2	4	10
51	STOP, FOURTH CLUTCH TRIMMER VALVE	23013432	1	2	4	10
71	SPRING, HOLD REGULATOR VALVE	6836784	1	2	4	10
79	SPRING, 1-2 SHIFT VALVE.....	6883665	1	2	4	10
82	VALVE, 2-3 SHIFT	6837618	1	2	4	10
84	SPRING, 2-3 SHIFT VALVE.....	6884948	1	2	4	10
88	VALVE, 3-4 SHIFT.....	6880987	1	2	4	10
89	VALVE, 3-4 MODULATOR.....	6837621	1	2	4	10
90	SPRING, 3-4 SHIFT VALVE.....	23013267	1	2	4	10
100	STOP, TRIMMER REGULATOR VALVE.....	6880188	1	2	4	10

GROUP CX
CONTROL VALVE, FIGURE 17
2100-2200 ENGINE RPM GOVERNED SPEED-COACH WITH 2ND GEAR START
SAME AS GROUP A, EXCEPT FOR PARTS LISTED BELOW

1	KIT, CONTROL VALVE AND GOVERNOR, CONSISTS OF 23019463 CONTROL VALVE AND 6881462 GOVERNOR, I.D. NO. 462.	23015143	1	2	4	10
2	VALVE, LUBRICATION.....	23017184	1	2	4	10
7	KIT, OIL TRANSFER PLATE, KIT CONSISTS OF..... 1-23010001 PLATE AND 1-23018646 INSTRUCTION SHEET #202.	23018645	1	1	2	4
9	BALL, 1/4.....	23045388	1	2	4	10
11	BALL, 5/16, USED STARTING WITH S/N 56538.....	23018495	1	2	4	10
16	BALL, 1/4.....	23045388	1	2	4	10
21	SPRING, MODULATOR VALVE	23012948	1	2	4	10
25	PLATE, SEPARATOR	23011828	1	2	4	10
26	BODY, CONTROL VALVE. PRIOR TO S/N 2510086868 ... WHEN REPLACING 6881759 BODY WITH 23017828 BODY ALSO REPLACE 6833889 TRIMMER REGULATOR VALVE WITH 23017751 TRIMMER REGULATOR VALVE AND 6880188 STOP WITH 3017752 STOP.	23017828	1	1	2	3
27	VALVE, THIRD CLUTCH TRIMMER	23014097	1	2	4	10
29	SPRING, TRIMMER VALVE, SEC.....	6880118	1	2	4	10
30	SPRING, TRIMMER VALVE, PRIM	23012937	1	2	4	10
31	STOP, THIRD CLUTCH TRIMMER	6839122	1	2	4	10
32	VALVE, FIRST AND REVERSE CLUTCH TRIMMER.....	23014097	1	2	4	10
35	SPRING, TRIMMER VALVE, PRIM	6880045	1	2	4	10
37	VALVE, SECOND CLUTCH, TRIMMER.....	23014097	1	2	4	10
39	SPRING, TRIMMER VALVE, SEC.....	6880118	1	2	4	10
40	SPRING, TRIMMER VALVE, PRIM	23012937	1	2	4	10
41	STOP, SECOND CLUTCH TRIMMER VALVE	6889122	1	2	4	10
47	VALVE, FOURTH CLUTCH	23014097	1	2	4	10
49	SPRING, TRIMMER VALVE, SEC.....	6880118	1	2	4	10
50	SPRING, TRIMMER VALVE, PRIM	23012937	1	2	4	10
51	STOP, FOURTH CLUTCH TRIMMER	6839122	1	2	4	10
71	SPRING, HOLD REGULATOR VALVE	6880319	1	2	4	10
77	VALVE, 1-2 SHIFT.....	6836856	1	2	4	10
78	VALVE, 1-2 MODULATOR.....	6838412	1	2	4	10
79	SPRING, 1-2 SHIFT VALVE.....	6884951	1	2	4	10
82	VALVE, 2-3 SHIFT.....	6837623	1	2	4	10
83	VALVE, 2-3 MODULATOR.....	6836859	1	2	4	10
88	VALVE, 3-4 SHIFT.....	6880986	1	2	4	10
89	VALVE, 3-4 MODULATOR.....	6837625	1	2	4	10
90	SPRING, 3-4 SHIFT VALVE.....	6883665	1	2	4	10

GROUP CY
 CONTROL VALVE, FIGURE 17
 2600-2700 ENGINE RPM GOVERNED SPEED-COACH WITH 2ND GEAR START
 SAME AS GROUP A, EXCEPT FOR PARTS LISTED BELOW

REF NO	NOMENCLATURE	PART NO	REQ	RECOMMENDED SPARES FOR UNITS		
				1-25	26-50	51-200
1	VALVE ASSY, CONTROL, NOT SERVICED AS AN ASSEMBLY.		23019464 **			
	ORDER DETAIL PARTS					
7	KIT, OIL TRANSFER PLATE, KIT CONSISTS OF.....	23018645	1	1	2	4
	1-23010001 PLATE AND 1-23018646					
	INSTRUCTION SHEET *202.					
9	BALL, 1/4, USED STARTING WITH S/N 56538.....	23045388	1	2	4	10
11	BALL, 5/16.....	23018495	1	2	4	10
16	BALL, 1/4.....	23045388	1	2	4	10
25	PLATE, SEPARATOR	23011828	1	1	2	4
26	BODY, CONTROL VALVE. PRIOR TO S/N 2510086868 ...	23017828	1	1	2	3
	WHEN REPLACING 6881759 BODY WITH 23017828					
	BODY ALSO REPLACE 6833889 TRIMMER REGULATOR					
	VALVE WITH 23017751 TRIMMER REGULATOR					
	VALVE AND 6880188 STOP WITH 23017752 STOP.					
27	VALVE, THIRD CLUTCH TRIMMER	23014097	1	2	4	10
29	SPRING, TRIMMER VALVE, SEC.....	6880118	1	2	4	10
30	SPRING, TRIMMER VALVE, PRIM	23012937	1	2	4	10
31	STOP, THIRD CLUTCH TRIMMER	6839122	1	2	4	10
32	VALVE, FIRST AND REVERSE CLUTCH TRIMMER.....	23014097	1	2	4	10
35	SPRING, TRIMMER VALVE, PRIM	6880045	1	2	4	10
37	VALVE, SECOND CLUTCH TRIMMER.....	23014097	1	2	4	10
39	SPRING, TRIM VALVE, SEC.....	6880118	1	2	4	10
40	SPRING, TRIMMER VALVE, PRIM	23012937	1	2	4	10
41	STOP, SECOND CLUTCH TRIMMER VALVE.....	6889122	1	2	4	10
47	VALVE, FOURTH CLUTCH	23014097	1	2	4	10
49	SPRING, TRIMMER VALVE, SEC.....	6880118	1	2	4	10
50	SPRING, TRIMMER VALVE, PRIM	23012937	1	2	4	10
51	STOP, FOURTH CLUTCH TRIMMER	6839122	1	2	4	10
71	SPRING, HOLD REGULATOR VALVE	6880320	1	2	4	10
77	VALVE, 1-2 SHIFT.....	6836856	1	2	4	10
78	VALVE, 1-2 MODULATOR.....	6838412	1	2	4	10
79	SPRING, 1-2 SHIFT VALVE.....	6884951	1	2	4	10
82	VALVE, 2-3 SHIFT.....	6837623	1	2	4	10
83	VALVE, 2-3 MODULATOR.....	6836859	1	2	4	10
84	SPRING, 2-3 SHIFT VALVE.....	23017049	1	2	4	10
88	VALVE, 3-4 SHIFT.....	6880986	1	2	4	10
89	VALVE, 3-4 MODULATOR	6837625	1	2	4	10
90	SPRING, 3-4 SHIFT VALVE.....	6884946	1	2	4	10
113	SPRING, MODULATOR VALVE	23012948	1	2	4	10

GROUP CZ
 CONTROL VALVE, FIGURE 17
 2100-2200 ENGINE RPM GOVERNED SPEED-COACH
 SAME AS GROUP A, EXCEPT FOR PARTS LISTED BELOW

1	VALVE ASSY, CONTROL, NOT SERVICED AS AN ASSEMBLY. 23011496 **					
	ORDER DETAIL PARTS					
7	KIT, OIL TRANSFER PLATE, KIT CONSISTS OF.....	23018645	1	1	2	4
	1-23010001 PLATE AND 1-23018646					
	INSTRUCTION SHEET *202.					
9	BALL, 1/4, USED STARTING WITH S/N 56538.....	23045388	1	2	4	10
11	BALL, 5/16, USED STARTING WITH S/N 56538.....	23018495	1	2	4	10
16	BALL, 1/4, USED STARTING WITH S/N 56538.....	23045388	1	2	4	10
	ALSO USED WITH 23016511 PLATE.					

.....CONTINUED ON NEXT PAGE

** SERVICED ONLY AS DETAIL PARTS--NOT AVAILABLE AS AN ASSEMBLY

GROUP CZ CONT
 CONTROL VALVE, FIGURE 17
 2100-2200 ENGINE RPM GOVERNED SPEED-COACH
 SAME AS GROUP A, EXCEPT FOR PARTS LISTED BELOW

REF NO	NOMENCLATURE	PART NO	REQ	RECOMMENDED SPARES FOR UNITS		
				1-25	26-50	51-200
25	PLATE, SEPARATOR, 23016511 SEPARATOR PLATE.....23016511 MUST BE USED WITH 23010001 OIL TRANSFER PLATE AND HAVE A 23015476 BALL AT *16 LOCATION.		1	1	2	5
26	BODY, CONTROL VALVE. PRIOR TO S/N 2510086868 ...23017825 WHEN REPLACING 6885199 BODY WITH 23017825 BODY ALSO REPLACE 6833889 TRIMMER REGULATOR VALVE WITH 23017751 TRIMMER REGULATOR VALVE AND 6880188 STOP WITH 23017752 STOP.		1	1	2	3
29	SPRING, TRIMMER VALVE, SEC.....6880118		1	2	4	10
30	SPRING, TRIMMER VALVE, PRIM.....6880045		1	2	4	10
31	STOP, THIRD CLUTCH TRIMMER VALVE6839122		1	2	4	10
39	SPRING, TRIMMER VALVE, SEC.....6883300		1	2	4	10
40	SPRING, TRIMMER VALVE, PRIM.....23012937		1	2	4	10
41	STOP, SECOND CLUTCH TRIMMER VALVE6839122		1	2	4	10
49	SPRING, TRIMMER VALVE, SEC.....6880118		1	2	4	10
50	SPRING, TRIMMER VALVE, PRIM.....6880045		1	2	4	10
51	STOP, FOURTH CLUTCH TRIMMER VALVE6839122		1	2	4	10
71	SPRING, HOLD REGULATOR VALVE6837540		1	2	4	10
77	VALVE, 1-2 SHIFT.....6836853		1	2	4	10
79	SPRING, 1-2 SHIFT VALVE.....23017031		1	2	4	10
84	SPRING, 2-3 SHIFT VALVE.....6838357		1	2	4	10
90	SPRING, 3-4 SHIFT VALVE.....23017049		1	2	4	10

GROUP DA
 CONTROL VALVE, FIGURE 17
 2300-2500 ENGINE RPM GOVERNED SPEED-COACH W/ 2ND GEAR START
 SAME AS GROUP A, EXCEPT FOR PARTS LISTED BELOW

1	VALVE ASSY, CONTROL, 23011507 VALVE ASSY NOT.....23011507 ** SERVICED AS AN ASSEMBLY, ORDER DETAIL PARTS					
7	KIT, OIL TRANSFER PLATE, KIT CONSISTS OF.....23018645 1-23010001 PLATE AND 1-23018646 INSTRUCTION SHEET *202.		1	1	2	4
9	BALL, 1/4.....23045388		1	2	4	10
11	BALL, 5/16, USED STARTING WITH S/N 56538.....23045388		1	2	4	10
16	BALL, 1/4.....23045388		1	2	4	10
21	SPRING, MODULATOR VALVE23012948		1	2	4	10
25	PLATE, SEPARATOR23011828		1	1	2	4
26	BODY, CONTROL VALVE. PRIOR TO S/N 2510086868 . 23017828 WHEN REPLACING 6881759 BODY WITH 23017828 BODY ALSO REPLACE 6833889 TRIMMER REGULATOR VALVE WITH 23017751 TRIMMER REGULATOR VALVE AND 6880188 STOP WITH 23017752 STOP.		1	1	2	3
27	VALVE, THIRD CLUTCH TRIMMER23014097		1	2	4	10
29	SPRING, TRIMMER VALVE.....6880118		1	2	4	10
30	SPRING, TRIMMER VALVE, PRIM.....23012937		1	2	4	10
31	STOP, THIRD CLUTCH TRIMMER6839122		1	2	4	10
32	VALVE, FIRST AND REVERSE CLUTCH TRIMMER.....23014097		1	2	4	10
35	SPRING, TRIMMER VALVE, PRIM.....6880045		1	2	4	10
37	VALVE, SECOND CLUTCH TRIMMER23014097		1	2	4	10
39	SPRING, TRIMMER VALVE, SEC.....6880118		1	2	4	10
40.	SPRING, TRIMMER VALVE, PRIM.....23012937		1	2	4	10
41	STOP, SECOND CLUTCH TRIMMER VALVE6839122		1	2	4	10

CONTINUED ON NEXT PAGE

** SERVICED ONLY AS DETAIL PARTS--NOT AVAILABLE AS AN ASSEMBLY

GROUP DA CONT
 CONTROL VALVE, FIGURE 17
 2300-2500 ENGINE RPM GOVERNED SPEED-COACH W/ 2ND GEAR START
 SAME AS GROUP A, EXCEPT FOR PARTS LISTED BELOW

REF NO	NOMENCLATURE	PART NO	REQ	RECOMMENDED SPARES FOR UNITS		
				1-25	26-50	51-200
47	VALVE, FOURTH CLUTCH TRIMMER	23014097	1	2	4	10
49	SPRING, TRIMMER VALVE, SEC.....	6880118	1	2	4	10
50	SPRING, TRIMMER VALVE, PRIM.....	23012937	1	2	4	10
51	STOP, FOURTH CLUTCH TRIMMER VALVE	6839122	1	2	4	10
71	SPRING, HOLD REGULATOR	6836977	1	2	4	10
75	VALVE, MANUAL SELECTOR.....	6881013	1	2	4	10
77	VALVE, 1-2 SHIFT.....	6836856	1	2	4	10
78	VALVE, 1-2 MODULATOR.....	6838412	1	2	4	10
79	SPRING, 1-2 SHIFT.....	6883665	1	2	4	10
82	VALVE, 2-3 SHIFT.....	6837623	1	2	4	10
83	VALVE, 2-3 MODULATOR.....	6836859	1	2	4	10
84	SPRING, 2-3 SHIFT VALVE.....	6884946	1	2	4	10
88	VALVE, 3-4 SHIFT.....	6880986	1	2	4	10
89	VALVE, 34 MODULATOR.....	6837625	1	2	4	10
90	SPRING, 3-4 SHIFT VALVE.....	23018388	1	2	4	10

GROUP DB
 CONTROL VALVE, FIGURE 17
 2100-2200 ENGINE RPM GOVERNED SPEED-CONVENTIONAL
 SAME AS GROUP A, EXCEPT FOR PARTS LISTED BELOW

1	CONTROL VALVE ASSY, 23012354 CONTROL VALVE	23012354 **				
	ASSY. NOT SERVICED AS AN ASSEMBLY, ORDER DETAIL PARTS					
7	KIT, OIL TRANSFER PLATE, KIT CONSISTS OF.....	23018645	2	4		
	1-23010001 PLATE AND 1-23018646 INSTRUCTION SHEET #202.					
11	BALL, 5/16	6880187	1	2	4	10
16	BALL, 1/4, USED WITH 23016509 PLATE	23045388	1	2	4	10
21	SPRING, MODULATOR	23012948	1	2	4	10
25	PLATE, SEPARATOR. 23016509 PLATE MUST BE	23016509	1	1	2	5
	USED WITH 23018645 OIL TRANSFER PLATE KIT AND HAVE A 23045388 BALL AT THE *16 LOCATION					
26	BODY, CONTROL VALVE. PRIOR TO S/N 2510086868 ...	23017825	1	1	2	3
	WHEN REPLACING 6885199 BODY WITH 23017825 BODY ALSO REPLACE 6833889 TRIMMER REGULATOR VALVE WITH 23017751 TRIMMER REGULATOR VALVE AND 6880188 STOP WITH 23017752 STOP.					
71	SPRING, HOLD REGULATOR	6836867	1	2	4	10
79	SPRING, 1-2 SHIFT VALVE.....	23017046	1	2	4	10
84	SPRING, 2-3 SHIFT VALVE.....	23013271	1	2	4	10
90	SPRING, 3-4 SHIFT VALVE.....	23013269	1	2	4	10

GROUP DC
 CONTROL VALVE, FIGURE 17
 2100-2200 ENGINE RPM GOVERNED SPEED-COACH W/2ND GEAR START
 SAME AS GROUP A, EXCEPT FOR PARTS LISTED BELOW

1	CONTROL VALVE ASSY, NOT SERVICED AS AN ASSEMBLY	23012425 **				
	ORDER DETAIL PARTS					
9	BALL, 1/4, USED STARTING WITH S/N 56538.....	23045388	1	2	4	10
11	BALL, 5/16, USED STARTING WITH S/N 56538.....	23018495	1	2	4	10

CONTINUED ON NEXT PAGE

** SERVICED ONLY AS DETAIL PARTS--NOT AVAILABLE AS AN ASSEMBLY...0391

GROUP DC CONT
 CONTROL VALVE, FIGURE 17
 2100-2200 ENGINE RPM GOVERNED SPEED-COACH W/2ND GEAR START
 SAME AS GROUP A, EXCEPT FOR PARTS LISTED BELOW

REF NO	NOMENCLATURE	PART NO	REQ	RECOMMENDED SPARES FOR UNITS		
				1-25	26-50	51-200
16	BALL, 1/4.....	23045388	1	2	4	10
25	PLATE, SEPARATOR	6885004	1	1	2	5
26	BODY, CONTROL VALVE. PRIOR TO S/N 2510086868 . 23017825	23017825	1	1	2	3
	WHEN REPLACING 6885199 BODY WITH 23017825 BODY ALSO REPLACE 6833889 TRIMMER REGULATOR VALVE WITH 23017751 TRIMMER REGULATOR VALVE AND 6880188 STOP WITH 23017752 STOP.					
29	SPRING, TRIMMER VALVE, SEC.....	6880118	1	2	4	10
30	SPRING, TRIMMER VALVE, PRIM.....	6880045	1	2	4	10
31	STOP, THIRD CLUTCH TRIMMER VALVE	6839122	1	2	4	10
39	SPRING, TRIMMER VALVE, SEC.....	6883300	1	2	4	10
40	SPRING, TRIMMER VALVE, PRIM.....	23012937	1	2	4	10
41	STOP, SECOND TRIMMER VALVE.....	6839122	1	2	4	10
49	SPRING, TRIMMER VALVE, SEC.....	6880118	1	2	4	10
50	SPRING, TRIMMER VALVE, PRIM.....	6880045	1	2	4	10
51	STOP, FOURTH CLUTCH TRIMMER VALVE	6839122	1	2	4	10
71	SPRING, HOLD REGULATOR VALVE	6837540	1	2	4	10
77	NOT USED IN THIS GROUP					
79	SPRING, 1-2 SHIFT VALVE.....	6885065	1	2	4	10
84	SPRING, 2-3 SHIFT VALVE.....	6838357	1	2	4	10
90	SPRING, 3-4 SHIFT VALVE.....	23017049	1	2	4	10
105	SPRING, REV. SHIFT ASSIST.....	6834536	1	2	4	10
106	VALVE, 1-2 SHIFT ASSIST HELPER.....	6883810	1	2	4	10

GROUP DD
 CONTROL VALVE, FIGURE 17
 2100-2200 ENGINE RPM GOVERNED SPEED-CONVENTIONAL
 SAME AS GROUP A, EXCEPT FOR PARTS LISTED BELOW

1	CONTROL VALVE ASSY, 23012455 NOT SERVICED AS.....23012455 ** AN ASSEMBLY, ORDER DETAIL PARTS.					
2	VALVE, LUBRICATION.....	23017184	1	2	4	10
7	KIT, OIL TRANSFER PLATE, KIT CONSISTS OF.....	23018645	1	1	2	4
	1-23010001 PLATE AND 1-23018646 INSTRUCTION SHEET /202.					
8	BALL, 1/4.....	23045388	1	2	4	10
10	BALL, 1/4.....	23045388	1	2	4	10
16	BALL, 1/4.....	23045388	1	2	4	10
21	SPRING, MODULATOR VALVE	23012948	1	2	4	10
25	PLATE, SEPARATOR	6885195	1	1	2	5
26	BODY, CONTROL VALVE	6881760	1	1	2	3
30	SPRING, TRIMMER VALVE.....	6839271	1	2	4	10
31	STOP, THIRD CLUTCH TRIMMER VALVE	23013432	1	2	4	10
34	NOT USED IN THIS GROUP					
35	SPRING, TRIMMER VALVE.....	23013754	1	2	4	10
36	STOP, FIRST CLUTCH TRIMMER VALVE	23013432	1	2	4	10
41	STOP, SECOND CLUTCH TRIMMER VALVE	23013432	1	2	4	10
47	VALVE, FOURTH CLUTCH TRIMMER	6835920	1	2	4	10
50	SPRING, TRIMMER VALVE.....	6833940	1	2	4	10
51	STOP, FOURTH CLUTCH TRIMMER VALVE	23013432	1	2	4	10
71	SPRING, HOLD REGULATOR VALVE	6836784	1	2	4	10
79	SPRING, 1-2 SHIFT VALVE.....	23013269	1	2	4	10
82	VALVE, 2-3 SHIFT.....	6837618	1	2	4	10
84	SPRING, 2-3 SHIFT.....	6884947	1	2	4	10
88	VALVE, 3-4 SHIFT.....	6880987	1	2	4	10
89	VALVE, 34 MODULATOR	6837621	1	2	4	10
90	SPRING, 3-4 SHIFT VALVE.....	23018388	1	2	4	10
99	SPRING, TRIMMER REGULATOR VALVE.....	6880246	1	2	4	10

* SERVICED ONLY AS DETAIL PARTS--NOT AVAILABLE AS AN ASSEMBLY
 COPYRIGHT 1985 GENERAL MOTORS CORP. 08-01-85

GROUP DE
 CONTROL VALVE, FIGURE 17
 2300-2500 ENGINE RPM GOVERNED SPEED-COACH
 SAME AS GROUP A, EXCEPT FOR PARTS LISTED BELOW

REF NO	NOMENCLATURE	PART NO	REQ	RECOMMENDED SPARES FOR UNITS		
				1-25	26-50	51-200
1	CONTROL VALVE ASSY, NOT SERVICED AS AN ASSEMBLY, 23012605 ** ORDER DETAIL PARTS					
7	KIT, OIL TRANSFER PLATE, KIT CONSISTS OF.....23018645 1-23010001 PLATE AND 1-23018646 INSTRUCTION SHEET #202.	23018645	1	1	2	4
9	BALL, 1/4, USED STARTING WITH S/N 56538.....23045388	23045388	1	2	4	10
16	BALL, 1/4, USED STARTING WITH S/N 56538.....23045388 ALSO USED WITH 23016511 PLATE.	23045388	1	2	4	10
25	PLATE, SEPARATOR, 23016511 SEPARATOR PLATE.....23016511 MUST BE USED WITH 23018645 OIL TRANSFER PLATE AND HAVE A 23045388 BALL AT THE 16 LOCATION.	23016511	1	1	2	5
26	BODY, CONTROL VALVE. PRIOR TO S/N 2510086868 ...23017825 WHEN REPLACING 6885199 BODY WITH 23017825 BODY ALSO REPLACE 6833889 TRIMMER REGULATOR VALVE WITH 23017751 TRIMMER REGULATOR VALVE AND 6880188 STOP WITH 23017752 STOP.	23017825	1	1	2	3
29	SPRING, TRIMMER VALVE, SEC.....6880118	6880118	1	2	4	10
30	SPRING, TRIMMER VALVE, PRIM.....6880045	6880045	1	2	4	10
31	STOP, THIRD CLUTCH TRIMMER VALVE.....6839122	6839122	1	2	4	10
39	SPRING, TRIMMER VALVE, SEC.....6883300	6883300	1	2	4	10
40	SPRING, TRIMMER VALVE, PRIM.....23012937	23012937	1	2	4	10
41	STOP, SECOND CLUTCH TRIMMER VALVE.....6839122	6839122	1	2	4	10
49	SPRING, TRIMMER VALVE, SEC.....6880118	6880118	1	2	4	10
50	SPRING, TRIMMER VALVE, PRIM.....6880045	6880045	1	2	4	10
51	STOP, FOURTH CLUTCH TRIMMER VALVE.....6839122	6839122	1	2	4	10
79	SPRING, 1-2 SHIFT VALVE.....23013267	23013267	1	2	4	10
90	SPRING, 3-4 SHIFT VALVE.....23012950	23012950	1	2	4	10

GROUP DF
 CONTROL VALVE, FIGURE 17
 2100-2200 ENGINE RPM GOVERNED SPEED-CONVENTIONAL
 SAME AS GROUP A, EXCEPT FOR PARTS LISTED BELOW

1	CONTROL VALVE ASSY, 23012701 NOT SERVICED AS.....23012701 ** AN ASSEMBLY, ORDER DETAIL PARTS.	23012701	1			
8	BALL, 1/4.....23045388	23045388	1	2	4	10
10	BALL, 1/4.....23045388	23045388	1	2	4	10
16	BALL, 1/4.....23045388	23045388	1	2	4	10
21	SPRING, MODULATOR VALVE.....23012948	23012948	1	2	4	10
25	PLATE, SEPARATOR.....6885195	6885195	1	1	2	5
26	BODY, CONTROL VALVE.....6881760	6881760	1	1	2	3
30	SPRING, TRIMMER VALVE.....6839271	6839271	1	2	4	10
31	STOP, THIRD CLUTCH TRIMMER VALVE.....23013432	23013432	1	2	4	10
34	NOT USED IN THIS GROUP					
35	SPRING, TRIMMER VALVE.....23013754	23013754	1	2	4	10
36	STOP, FIRST CLUTCH TRIMMER VALVE.....23013432	23013432	1	2	4	10
41	STOP, SECOND CLUTCH TRIMMER VALVE.....23013432	23013432	1	2	4	10
47	VALVE, FOURTH CLUTCH TRIMMER.....23014097	23014097	1	2	4	10
50	SPRING, TRIMMER VALVE.....6833940	6833940	1	2	4	10
51	STOP, FOURTH CLUTCH TRIMMER VALVE.....23013432	23013432	1	2	4	10
71	SPRING, HOLD REGULATOR VALVE.....6837953	6837953	1	2	4	10
79	SPRING, 1-2 SHIFT VALVE.....23017049	23017049	1	2	4	10
82	VALVE, 34 SHIFT.....6837618	6837618	1	2	4	10
84	SPRING, 2-3 SHIFT VALVE.....23012954	23012954	1	2	4	10
88	VALVE, 3-4 SHIFT.....6880987	6880987	1	2	4	10
89	VALVE, 3-4 MODULATOR.....6837621	6837621	1	2	4	10
90	SPRING, 3-4 SHIFT VALVE.....23013269	23013269	1	2	4	10
99	SPRING, TRIMMER REGULATOR VALVE.....6880246	6880246	1	2	4	10

** SERVICED ONLY AS DETAIL PARTS---NOT AVAILABLE AS AN ASSEMBLY

GROUP DG
 CONTROL VALVE, FIGURE 17
 2100-2200 ENGINE RPM GOVERNED SPEED-CONVENTIONAL
 SAME AS GROUP A, EXCEPT FOR PARTS LISTED BELOW

REF NO	NOMENCLATURE	PART NO	REQ	RECOMMENDED SPARES FOR UNITS		
				1-25	26-50	51-200
1	CONTROL VALVE ASSY, 23012702 VALVE ASSY NOT.....	23012702 **	1			
	SERVICED AS AN ASSEMBLY, ORDER DETAIL PARTS					
2	VALVE, LUBRICATION.....	23017184	1	2	4	10
7	KIT, OIL TRANSFER PLATE, KIT CONSISTS OF.....	23018645	1	1	2	4
	1-23010001 PLATE AND 1-23018646 INSTRUCTION SHEET #202.					
8	BALL, 1/4.....	23045388	1	2	4	10
9	BALL, 1/4, USED STARTING WITH S/N 56538.....	23045388	1	2	4	10
10	BALL, 1/4.....	23045388	1	2	4	10
16	BALL, 1/4.....	23045388	1	2	4	10
21	SPRING, MODULATOR VALVE.....	23012948	1	2	4	10
25	PLATE, SEPARATOR.....	6885195	1	1	2	3
26	BODY, CONTROL VALVE.....	6881760	1	1	2	3
30	SPRING, TRIMMER VALVE.....	6839271	1	2	4	10
31	STOP, THIRD CLUTCH TRIMMER VALVE.....	23013432	1	2	4	10
34	NOT USED IN THIS GROUP					
35	SPRING, TRIMMER VALVE.....	23013754	1	2	4	10
36	STOP, FIRST CLUTCH TRIMMER VALVE.....	6835734	1	2	4	10
41	STOP, SECOND CLUTCH TRIMMER VALVE.....	23013432	1	2	4	10
47	VALVE, FOURTH CLUTCH TRIMMER.....	6835920	1	2	4	10
50	SPRING, TRIMMER VALVE.....	6833940	1	2	4	10
51	STOP, FOURTH CLUTCH TRIMMER VALVE.....	23013432	1	2	4	10
71	SPRING, HOLD REGULATOR VALVE.....	6837953	1	2	4	10
79	SPRING, 1-2 SHIFT VALVE.....	23017049	1	2	4	10
82	VALVE, 3-4 SHIFT.....	6837618	1	2	4	10
84	SPRING, 2-3 SHIFT VALVE.....	23012954	1	2	4	10
88	VALVE, 3)-4 SHIFT.....	6880987	1	2	4	10
89	VALVE, 3-4 MODULATOR.....	6837621	1	2	4	10
90	SPRING, 3-4 SHIFT VALVE.....	23013269	1	2	4	10
99	SPRING, TRIMMER REGULATOR VALVE.....	6880246	1	2	4	10

GROUP DH
 CONTROL VALVE, FIGURE 17
 2100-2200 ENGINE RPM GOVERNED SPEED-CONVENTIONAL
 SAME AS GROUP A, EXCEPT FOR PARTS LISTED BELOW

1	CONTROL VALVE ASSY, NOT SERVICED AS AN ASSEMBLY, .	23014425 *	1			
	ORDER DETAIL PARTS					
8	BALL, 1/4.....	23045388	1	2	4	10
10	BALL, 1/4.....	23045388	1	2	4	10
16	BALL, 1/4.....	23045388	1	2	4	10
21	SPRING, MODULATOR VALVE.....	23012948	1	2	4	10
25	PLATE, SEPARATOR.....	23014294	1	1	2	5
26	BODY, CONTROL VALVE.....	6881760	1	1	2	3
30	SPRING, TRIMMER VALVE.....	6839271	1	2	4	10
31	STOP, THIRD CLUTCH TRIMMER VALVE.....	23013432	1	2	4	10
34	NOT USED IN THIS GROUP					
35	SPRING, TRIMMER VALVE.....	23013754	1	2	4	10
36	STOP, FIRST CLUTCH TRIMMER VALVE.....	23013432	1	2	4	10
37	VALVE, SECOND CLUTCH TRIMMER.....	6835920	1	2	4	10
40	SPRING, TRIMMER VALVE.....	6833940	1	2	4	10
41	STOP, SECOND CLUTCH TRIMMER VALVE.....	23013432	1	2	4	10
50	SPRING, TRIMMER VALVE.....	6833940	1	2	4	10
51	STOP, FOURTH CLUTCH TRIMMER VALVE.....	23013432	1	2	4	10
71	SPRING, HOLD REGULATOR VALVE.....	6836784	1	2	4	10

CONTINUED ON NEXT PAGE

** SERVICED ONLY AS DETAIL PARTS--NOT AVAILABLE AS AN ASSEMBLY

GROUP DH CONT
 CONTROL VALVE, FIGURE 17
 2100-2200 ENGINE RPM GOVERNED SPEED-CONVENTIONAL
 SAME AS GROUP A, EXCEPT FOR PARTS LISTED BELOW

REF NO	NOMENCLATURE	PART NO	REQ	RECOMMENDED SPARES FOR UNITS		
				1-25	26-50	51-200
79	SPRING, 1-2 SHIFT VALVE.....	23017049	1	2	4	10
82	VALVE, 2-3 SHIFT	6837618	1	2	4	10
84	SPRING, 2-3 SHIFT VALVE.....	23012954	1	2	4	10
88	VALVE, 3-4 SHIFT	6880987	1	2	4	10
89	VALVE, 3-4 MODULATOR	6837621	1	2	4	10
90	SPRING, 3-4 SHIFT VALVE.....	23013269	1	2	4	10
99	SPRING, TRIMMER REGULATOR VALVE.....	6880246	1	2	4	10

GROUP DJ
 CONTROL VALVE, FIGURE 17
 1900 ENGINE RPM GOVERNED SPEED-CONVENTIONAL
 SAME AS GROUP A, EXCEPT FOR PARTS LISTED BELOW

1	VALVE ASSY, CONTROL, NOT SERVICED AS AN ASSEMBLY, 23019875 **		1			
	ORDER DETAIL PARTS					
2	VALVE, LUBRICATION	23017184	1	2	4	10
7	KIT, OIL TRANSFER PLATE, KIT CONSISTS OF..... 1-23010001 PLATE AND 1-23018646 INSTRUCTION SHEET 5202.	23018645	1	1	2	4
9	BALL, 1/4.....	23045388	1	2	4	10
11	BALL, 5/16.....	23018495	1	2	4	10
16	BALL, 1/4, USED WITH 23016508 PLATE	23045388	1	2	4	10
25	PLATE, SEPARATOR, USED WITH 23045388 BALL	23016508	1	2	4	10
	AT #16 LOCATION.					
26	BODY, CONTROL VALVE. PRIOR TO S/N 2510086868 ... WHEN REPLACING 6881759 BODY WITH 23017828 BODY ALSO REPLACE 6833889 TRIMMER REGULATOR VALVE WITH 23017751 TRIMMER REGULATOR VALVE AND 6880188 STOP WITH 23017752 STOP.	23017828	1	1	2	3
27	VALVE, THIRD CLUTCH TRIMMER	23014097	1	2	4	10
29	SPRING, TRIMMER VALVE, SEC.....	6880118	1	2	4	10
30	SPRING, TRIMMER VALVE, PRIM	23012937	1	2	4	10
31	STOP, THIRD CLUTCH TRIMMER	6839122	1	2	4	10
32	VALVE, FIRST AND REVERSE CLUTCH TRIMMER.....	23014097	1	2	4	10
37	VALVE, SECOND CLUTCH TRIMMER	23014097	1	2	4	10
39	SPRING, TRIMMER VALVE, SEC.....	6880118	1	2	4	10
40	SPRING, TRIMMER VALVE, PRIM	23012937	1	2	4	10
41	STOP, SECOND CLUTCH TRIMMER VALVE	6889122	1	2	4	10
47	VALVE, FOURTH CLUTCH TRIMMER	23014097	1	2	4	10
49	SPRING, TRIMMER VALVE, SEC.....	6880118	1	2	4	10
50	SPRING, TRIMMER VALVE, PRIM	23012937	1	2	4	10
51	STOP, FOURTH CLUTCH TRIMMER VALVE	6839122	1	2	4	10
71	SPRING, HOLD REGULATOR VALVE	6880320	1	2	4	10
77	VALVE, 1-2 SHIFT	6836856	1	2	4	10
78	VALVE, 1-2 MODULATOR	6838412	1	2	4	10
79	SPRING, 1-2 SHIFT VALVE.....	6884951	1	2	4	10
82	VALVE, 2-3 SHIFT	6837623	1	2	4	10
83	VALVE, 2-3 MODULATOR.....	6836859	1	2	4	10
84	SPRING, 2-3 SHIFT VALVE.....	6883665	1	2	4	10
88	VALVE, 3-4 SHIFT	6880986	1	2	4	10
89	VALVE, 3-4.....	6837625	1	2	4	10
90	SPRING, 3-4 SHIFT VALVE	23013267	1	2	4	10

** SERVICED ONLY AS DETAIL PARTS--NOT AVAILABLE AS AN ASSEMBLY

GROUP DK
 CONTROL VALVE, FIGURE 17
 1900 ENGINE RPM GOVERNED SPEED-COACH
 SAME AS GROUP A, EXCEPT FOR PARTS LISTED BELOW

REF NO	NOMENCLATURE	PART NO	REQ	RECOMMENDED SPARES FOR UNITS		
				1-25	26-50	51-200
1	CONTROL VALVE ASSY, 23014554 VALVE ASSY NOT SERVICED AS AN ASSEMBLY, ORDER DETAIL PARTS	23014554 **	1			
9	BALL, 1/4.....	23045388	1	2	4	10
11	BALL, 5/16.....	23018495	1	2	4	10
16	BALL, 1/4.....	23045388	1	2	4	10
25	PLATE, SEPARATOR, 23016511 PLATE MUST BE USED 23016511 WITH 23018645 OIL TRANSFER PLATE KIT AND HAVE A 23045388 BALL AT THE #16 LOCATION.		1	1	2	5
29	SPRING, TRIMMER VALVE, SEC.....	6880118	1	2	4	10
31	STOP, THIRD CLUTCH TRIMMER VALVE	6839122	1	2	4	10
39	SPRING, TRIMMER VALVE, SEC.....	6883300	1	2	4	10
40	SPRING, TRIMMER VALVE, PRIM.....	23012937	1	2	4	10
41	STOP, SECOND CLUTCH TRIMMER VALVE	6839122	1	2	4	10
47	VALVE, FOURTH CLUTCH TRIMMER	6837691	1	2	4	10
49	SPRING, TRIMMER VALVE, SEC.....	6880118	1	2	4	10
50	SPRING, TRIMMER VALVE, PRIM.....	6880045	1	2	4	10
51	STOP, FOURTH CLUTCH TRIMMER VALVE	6839122	1	2	4	10
71	SPRING, HOLD REGULATOR VALVE	6837540	1	2	4	10
79	SPRING, 1-2 SHIFT VALVE.....	23017043	1	2	4	10
84	SPRING, 2-3 SHIFT VALVE.....	23017049	1	2	4	10
90	SPRING, 3-4 SHIFT VALVE.....	23013272	1	2	4	10

GROUP DL
 CONTROL VALVE, FIGURE 17
 2100-2200 ENGINE RPM GOVERNED SPEED-COACH WITH 2ND GEAR START
 SAME AS GROUP A, EXCEPT FOR PARTS LISTED BELOW

1	CONTROL VALVE ASSY, NOT SERVICED AS AN ASSEMBLY, . ORDER DETAIL PARTS		23019473 **	1		
2	VALVE, LUBRICATION	23017184	1	2	4	10
7	KIT, OIL TRANSFER PLATE, KIT CONSISTS OF..... INSTRUCTION SHEET #202.	23018645	1	1	2	4
9	BALL, 1/4.....	23045388	1	2	4	10
11	BALL, 5/16.....	23018495	1	2	4	10
16	BALL, 1/4.....	23045388	1	2	4	10
25	PLATE, SEPARATOR	23011828	1	1	2	5
26	BODY, CONTROL VALVE. PRIOR TO S/N 2510086868 ... WHEN REPLACING 6881759 BODY WITH 23017828 BODY ALSO REPLACE 6833889 TRIMMER REGULATOR VALVE WITH 23017751 TRIMMER REGULATOR VALVE AND 6880188 STOP WITH 23017752 STOP.	23017828	1	1	2	3
27	VALVE, THIRD CLUTCH TRIMMER	23014097	1	2	4	10
29	SPRING, TRIMMER VALVE, SEC.....	6880118	1	2	4	10
30	SPRING, TRIMMER VALVE, PRIM.....	23012937	1	2	4	10
31	STOP, THIRD CLUTCH TRIMMER VALVE	6839122	1	2	4	10
32	VALVE, FIRST AND REVERSE CLUTCH TRIMMER.....	23014097	1	2	4	10
35	SPRING, TRIMMER VALVE, PRIM.....	6880045	1	2	4	10
37	VALVE, SECOND CLUTCH TRIMMER	23014097	1	2	4	10
39	SPRING, TRIMMER VALVE, SEC.....	6880118	1	2	4	10
40	SPRING, TRIMMER VALVE, PRIM.....	23012937	1	2	4	10
41	STOP, SECOND CLUTCH TRIMMER VALVE	6839122	1	2	4	10
49	SPRING, TRIMMER VALVE, SEC.....	6880118	1	2	4	10
51	STOP, FOURTH CLUTCH TRIMMER VALVE	6839122	1	2	4	10
71	SPRING, HOLD REGULATOR VALVE	6880319	1	2	4	10

CONTINUED ON NEXT PAGE

** SERVICED ONLY AS DETAIL PARTS--NOT AVAILABLE AS AN ASSEMBLY

GROUP DL CONT
 CONTROL VALVE, ' FIGURE 17
 2100-2200 ENGINE RPM GOVERNED SPEED-COACH WITH 2ND GEAR START
 SAME AS GROUP A, EXCEPT FOR PARTS LISTED BELOW

REF NO	NOMENCLATURE	PART NO	REQ	RECOMMENDED SPARES FOR UNITS		
				1-25	26-50	51-200
77	VALVE, 1-2 SHIFT6838356	1	2	4	10
78	VALVE, 1-2 MODULATOR6838412	1	2	4	10
79	SPRING, 1-2 SHIFT VALVE6838357	1	2	4	10
82	VALVE, 2-3 SHIFT6837623	1	2	4	10
83	VALVE, 2-3 MODULATOR6836859	1	2	4	10
84	SPRING, 2-3 SHIFT VALVE6884951	1	2	4	10
88	VALVE, 3-4 SHIFT6880986	1	2	4	10
89	VALVE, 3-4 MODULATOR6837625	1	2	4	10
90	SPRING, 3-4 SHIFT VALVE6883665	1	2	4	10

GROUP DM
 CONTROL VALVE, FIGURE 17
 1950-2050 ENGINE RPM GOVERNED SPEED-COACH WITH 2ND GEAR START
 SAME AS GROUP A, EXCEPT FOR PARTS LISTED BELOW

1	CONTROL VALVE ASSY, NOT SERVICED AS AN ASSEMBLY, .23019475 **		1			
	ORDER DETAIL PARTS					
7	KIT, OIL TRANSFER PLATE, KIT CONSISTS OF23018645	1	1	2	4
	1-23010001 PLATE AND 1-23018646					
	INSTRUCTION SHEET #202.					
9	BALL, 1/423045388	1	2	4	10
11	BALL, 5/1623018495	1	2	4	10
16	BALL, 1/423045388	1	2	4	10
25	PLATE, SEPARATOR23011828	1	1	2	5 "
26	BODY, CONTROL VALVE. PRIOR TO S/N 251008686823017828	1	1	2	3
	WHEN REPLACING 6881759 BODY WITH 23017828					
	BODY ALSO REPLACE 6833889 TRIMMER REGULATOR					
	VALVE WITH 23017751 TRIMMER REGULATOR					
	VALVE AND 6880188 STOP WITH 23017752 STOP.					
27	VALVE, THIRD CLUTCH TRIMMER23014097	1	2	4	10
29	SPRING, TRIMMER VALVE, SEC6880118	1	2	4	10
30	SPRING, TRIMMER VALVE, PRIM23012937	1	2	4	10
31	STOP, THIRD CLUTCH TRIMMER VALVE6839122	1	2	4	10
32	VALVE, FIRST AND REVERSE CLUTCH TRIMMER23014097	1	2	4	10
35	SPRING, TRIMMER VALVE, PRIM6880045	1	2	4	10
37	VALVE, SECOND CLUTCH TRIMMER23014097	1	2	4	10
39	SPRING, TRIMMER VALVE, SEC6880118	1	2	4	10
40	SPRING, TRIMMER VALVE, PRIM23012937	1	2	4	10
41	STOP, SECOND CLUTCH TRIMMER VALVE6839122	1	2	4	10
49	SPRING, TRIMMER VALVE, SEC6880118	1	2	4	10
51	STOP, FOURTH CLUTCH TRIMMER VALVE6839122	1	2	4	10
71	SPRING, HOLD REGULATOR VALVE6880320	1	2	4	10
77	VALVE, 1-2 SHIFT6836856	1	2	4	10
78	VALVE, 1-2 MODULATOR6838412	1	2	4	10
79	SPRING, 1-2 SHIFT VALVE23017050	1	2	4	10
82	VALVE, 2-3 SHIFT6837623	1	2	4	10
83	VALVE, 2-3 MODULATOR6836859	1	2	4	10
84	SPRING, 2-3 SHIFT VALVE23017049	1	2	4	10
88	VALVE, 3-4 SHIFT6880986	1	2	4	10
89	VALVE, 3-4 MODULATOR6837625	1	2	4	10
90	SPRING, 3-4 SHIFT VALVE23013269	1	2	4	10

** SERVICED ONLY AS DETAIL PARTS--NOT AVAILABLE AS AN ASSEMBLY

GROUP DN
 CONTROL VALVE, FIGURE 17
 2300-2500 ENGINE RPM GOVERNED SPEED-COACH WITH 2ND GEAR START
 SAME AS GROUP A, EXCEPT FOR PARTS LISTED BELOW

REF NO	NOMENCLATURE	PART NO	REQ	RECOMMENDED SPARES FOR UNITS		
				1-25	26-50	51-200
1	CONTROL VALVE ASSY, NOT SERVICED AS AN ASSEMBLY, 23014685 **		1			
	ORDER DETAIL PARTS					
9	BALL, 1/4.....	23045388	1	2	4	10
11	BALL, 5/16.....	23018495	1	2	4	10
16	BALL, 1/4.....	23045388	1	2	4	10
25	PLATE, SEPARATOR	23011828	1	1	2	5
26	BODY, CONTROL VALVE.....	23017828	1	1	2	3
27	VALVE, THIRD CLUTCH TRIMMER	23014097	1	2	4	10
29	SPRING, TRIMMER VALVE, SEC	6880118	1	2	4	10
30	SPRING, TRIMMER VALVE, PRIM.....	23012937	1	2	4	10
31	STOP, THIRD CLUTCH TRIMMER VALVE.....	6839122	1	2	4	10
35	SPRING, TRIMMER VALVE, PRIM.....	6880045	1	2	4	10
37	VALVE, SECOND CLUTCH TRIMMER	23014097	1	2	4	10
39	SPRING, TRIMMER VALVE, SEC	6880118	1	2	4	10
40	SPRING, TRIMMER VALVE, PRIM.....	23012937	1	2	4	10
41	STOP, SECOND CLUTCH TRIMMER VALVE	6839122	1	2	4	10
49	SPRING, TRIMMER VALVE, SEC	6880118	1	2	4	10
51	STOP, FOURTH CLUTCH TRIMMER VALVE	6839122	1	2	4	10
71	SPRING, HOLD REGULATOR VALVE	6836977	1	2	4	10
77	VALVE, 1-2 SHIFT	6836856	1	2	4	10
78	VALVE, 1-2 MODULATOR	6838412	1	2	4	10
79	SPRING, 1-2 SHIFT VALVE.....	6883665	1	2	4	10
82	VALVE, 2-3 SHIFT	6837623	1	2	4	10
83	VALVE, MODULATOR.....	6836859	1	2	4	10
84	SPRING, 2-3 SHIFT VALVE.....	6884946	1	2	4	10
88	VALVE, 3-4 SHIFT	6880986	1	2	4	10
89	VALVE, 3-4 MODULATOR	6837625	1	2	4	10
90	SPRING, 3-4 SHIFT VALVE.....	23018388	1	2	4	10

GROUP DP
 CONTROL VALVE, FIGURE 17
 1900 ENGINE RPM GOVERNED SPEED-CONVENTIONAL
 SAME AS GROUP A, EXCEPT FOR PARTS LISTED BELOW

1	CONTROL VALVE ASSY, NOT SERVICED AS AN ASSEMBLY, .		23019480 **	1		
	ORDER DETAIL PARTS.					
2	VALVE, LUBRICATION	23017184	1	2	4	10
8	BALL, 1/4.....	23045388	1	2	4	10
10	BALL, 1/4.....	23045388	1	2	4	10
16	BALL, 1/4.....	23045388	1	2	4	10
17	BODY, MODULATOR.....	23016189	1	1	2	5
25	PLATE, SEPARATOR	6885195	1	1	2	5
26	BODY, CONTROL VALVE. PRIOR TO S/N 2510086868	23017827	1	1	2	3
	WHEN REPLACING 6881760 BODY WITH 23017827					
	BODY ALSO REPLACE 6833889 TRIMMER REGULATOR					
	VALVE WITH 23017751 TRIMMER REGULATOR					
	VALVE AND 6880188 STOP WITH 23017752 STOP.					
30	SPRING, TRIMMER VALVE.....	6839271	1	2	4	10
31	STOP, THIRD CLUTCH TRIMMER VALVE.....	23013432	1	2	4	10
35	SPRING, TRIMMER VALVE.....	23013754	1	2	4	10
36	STOP, FIRST CLUTCH TRIMMER VALVE	23013432	1	2	4	10
41	STOP, SECOND CLUTCH TRIMMER VALVE	23013432	1	2	4	10
50	SPRING, TRIMMER VALVE.....	6833940	1	2	4	10
51	STOP, FOURTH CLUTCH TRIMMER VALVE	23013432	1	2	4	10
71	SPRING, HOLD REGULATOR VALVE	6836784	1	2	4	10

CONTINUED ON NEXT PAGE

** SERVICED ONLY AS DETAIL PARTS--NOT AVAILABLE AS AN ASSEMBLY

GROUP DP CONT
 CONTROL VALVE, FIGURE 17
 1900 ENGINE RPM GOVERNED SPEED-CONVENTIONAL
 SAME AS GROUP A, EXCEPT FOR PARTS LISTED BELOW

REF NO	NOMENCLATURE	PART NO	REQ	RECOMMENDED SPARES FOR UNITS		
				1-25	26-50	51-200
79	SPRING, 1-2 SHIFT VALVE.....	23017028	1	2	4	10
82	VALVE, 2-3 SHIFT	6837618	1	2	4	10
84	SPRING, 2-3 SHIFT VALVE	6883665	1	2	4	10
88	VALVE, 3-4 SHIFT	6880987	1	2	4	10
89	VALVE, 3-4 MODULATOR	6837621	1	2	4	10
90	SPRING, 3-4 SHIFT VALVE.....	23017046	1	2	4	10
99	SPRING, TRIMMER REGULATOR VALVE.....	6880246	1	2	4	10
113	SPRING, MODULATOR VALVE	6838077	1	2	4	10

GROUP DO
 CONTROL VALVE, FIGURE 17
 2100 ENGINE RPM GOVERNED SPEED-CONVENTIONAL
 SAME AS GROUP A, EXCEPT FOR PARTS LISTED BELOW

1	KIT, CONTROL VALVE AND GOVERNOR, CONSISTS OF 23019483 CONTROL VALVE AND 6881462 GOVERNOR, I.D. NO. 462.	23015146	1	2	4	10
2	VALVE, LUBRICATION	23017184	1	2	4	10
7	KIT, OIL TRANSFER PLATE, KIT CONSISTS OF..... 1-23010001 PLATE AND 1-23018646 INSTRUCTION SHEET #202.	23018645	1	1	2	4
9	BALL, 1/4.....	23045388	1	2	4	10
11	BALL, 5/16.....	23018495	1	2	4	10
16	BALL, 1/4.....	23045388	1	2	4	10
84	SPRING, 2-3 SHIFT VALVE.....	6884951	1	2	4	10
88	VALVE, 3-4 SHIFT	6880986	1	2	4	10
89	VALVE, 3-4 MODULATOR	6837625	1	2	4	10
90	SPRING, 3-4 SHIFT VALVE.....	6883665	1	2	4	10

GROUP DR
 CONTROL VALVE, FIGURE 17
 1900 ENGINE RPM GOVERNED SPEED-CONVENTIONAL
 SAME AS GROUP A, EXCEPT FOR PARTS LISTED BELOW

1	KIT, CONTROL VALVE AND GOVERNOR, CONSISTS OF 23019469 CONTROL VALVE AND 6881462 GOVERNOR, I.D. NO. 462.	23015145	1	2	4	10
2	VALVE, LUBRICATION	23017184	1	2	4	10
9	BALL, 1/4.....	23045388	1	2	4	10
11	BALL, 5/16.....	23018495	1	2	4	10
16	BALL, 1/4.....	23045388	2	4	10	
17	BODY, MODULATOR PRESSURE VALVE	23015348	1	2	4	10
20-24	NOT USED IN THIS GROUP					
25	PLATE, SEPARATOR	23016508	1	1	2	5
26	BODY, CONTROL VALVE. PRIOR TO S/N 2510086868	23017828	1	1	2	3
	WHEN REPLACING 6881759 BODY WITH 23017828 BODY ALSO REPLACE 6833889 TRIMMER REGULATOR VALVE WITH 23017751 TRIMMER REGULATOR VALVE AND 6880188 STOP WITH 23017752 STOP.					
27	VALVE, THIRD CLUTCH TRIMMER.....	23014097	1	2	4	10
29	SPRING, TRIMMER VALVE, SEC.....	6880188	1	2	4	10
30	SPRING, TRIMMER VALVE, PRIM.....	23012937	1	2	4	10
31	STOP, THIRD CLUTCH TRIMMER VALVE.....	6839122	1	2	4	10
32	VALVE, FIRST AND REVERSE CLUTCH TRIMMER.....	23014097	1	2	4	10
37	VALVE, SECOND CLUTCH TRIMMER	23014097	1	2	4	10

CONTINUED ON NEXT PAGE

GROUP DR CONT
 CONTROL VALVE, FIGURE 17
 1900 ENGINE RPM GOVERNED SPEED-CONVENTIONAL
 SAME AS GROUP A, EXCEPT FOR PARTS LISTED BELOW

REF NO	NOMENCLATURE	PART NO	REQ	RECOMMENDED SPARES FOR UNITS		
				1-25	26-50	51-200
39	SPRING, TRIMMER VALVE, SEC.....	6880188	1	2	4	10
40	SPRING, TRIMMER VALVE, PRIM.....	23012937	1	2	4	10
41	STOP, SECOND CLUTCH TRIMMER VALVE	6839122	1	2	4	10
47	VALVE, FOURTH CLUTCH TRIMMER.....	23014097	1	2	4	10
49	SPRING, TRIMMER VALVE, SEC.....	6880188	1	2	4	10
50	SPRING, TRIMMER VALVE, PRIM.....	23012937	1	2	4	10
51	STOP, FOURTH CLUTCH TRIMMER VALVE	6839122	1	2	4	10
71	SPRING, HOLD REGULATOR.....	6880320	1	2	4	10
77	VALVE, 1-2 SHIFT	6836856	1	2	4	10
78	VALVE, 1-2 MODULATOR	6838412	1	2	4	10
79	SPRING, 1-2 SHIFT VALVE.....	6884951	1	2	4	10
82	VALVE, 2-3 SHIFT	6837623	1	2	4	10
83	VALVE, 2-3 MODULATOR	6836859	1	2	4	10
84	SPRING, 2-3 SHIFT VALVE.....	6883665	1	2	4	10
88	VALVE, 3-4 SHIFT	6880986	1	2	4	10
89	VALVE, 3-4 MODULATOR	6837625	1	2	4	10
90	SPRING, 3-4 SHIFT VALVE.....	23013267	1	2	4	10

GROUP DS
 CONTROL VALVE, FIGURE 17
 2300-2500 ENGINE RPM GOVERNED SPEED-CONVT. NO 1ST L.U.
 SAME AS GROUP A, EXCEPT FOR PARTS LISTED BELOW

1	VALVE ASSY, CONTROL, NOT SERVICED AS AN ASSEMBLY, 23019523 **	1				
	ORDER DETAIL PARTS.					
2	VALVE, LUBRICATION	23017184	1	2	4	10
7	PLATE, OIL TRANSFER, USED PRIOR TO S/N 10, 300.....	6880818	1			
	6880818 PLATE MAY BE REPLACED WITH 23010764 KIT					
7	KIT, OIL TRANSFER PLATE, USED STARTING WITH	23018645	1	1	2	4
	S/N 10, 300. KIT CONSISTS OF 1-23010001 PLATE AND 1-23018646 INSTRUCTION SHEET *202.					
9	BALL, 1/4, USED IN VALVE ASSY 23010738 ONLY.....	23045388	1	2	4	10
16	BALL, 1/4, USED IN VALVE ASSY 23010738 ONLY.....	23045388	1	2	4	10
	ALSO USED WITH 23016512 PLATE.					
25	PLATE, SEPARATOR, USED PRIOR TO S/N 10, 300	6881145	1			
	6881145 PLATE MAY BE REPLACED WITH 23010764 KIT					
25	PLATE, SEPARATOR, USED STARTING WITH.....	23016512	1	1	2	5
	S/N 10, 300. WHEN REPLACING 6881756 PLATE WITH 23010193 PLATE ALSO ORDER 1-6883300 SECOND TRIMMER SEC. SPRING, 1-23012937 THIRD TRIMMER SEC. SPRING, 1-6880118 FOURTH TRIMMER SEC. SPRING AND 3-6839122 SECOND, THIRD AND FOURTH TRIMMER SPRING VALVE STOPS. 23016512 PLATE MUST BE USED WITH 23010001 PLATE AND HAVE A 23015476 BALL AT THE 16 LOCATION.					
26	BODY, CONTROL VALVE, USED PRIOR TO S/N	6839734	1			
	10, 300. REPLACE 6839734 BODY WITH 23010764 CONTROL VALVE AND GOVERNOR KIT					

CONTINUED ON NEXT PAGE

** SERVICED ONLY AS DETAIL PARTS--NOT AVAILABLE AS AN ASSEMBLY

GROUP DS CONT
 CONTROL VALVE, FIGURE 17
 2300-2500 ENGINE RPM GOVERNED SPEED-CONVT. NO 1ST L.U.
 SAME AS GROUP A, EXCEPT FOR PARTS LISTED BELOW

REF NO	NOMENCLATURE	PART NO	REQ	RECOMMENDED SPARES FOR UNITS		
				1-25	26-50	51-200
26	BODY, CONTROL VALVE, USED STARTING WITH S/N 10, 300. PRIOR TO S/N 2510086868 WHEN REPLACING 6885199 BODY WITH 23017825 BODY ALSO REPLACE 6833889 TRIMMER REGULATOR VALVE WITH 23017751 TRIMMER REGULATOR VALVE AND 6880188 STOP WITH 23017752 STOP.	23017825	1	1	2	3
29	SPRING, TRIMMER VALVE, SEC. USED IN 23010738 CONTROL VALVE ASSY ONLY.	6880118	1	2	4	10
30	SPRING, TRIMMER VALVE, PRIM.....	23012937	1	2	4	10
31	STOP, THIRD CLUTCH TRIMMER VALVE, USED IN 6882260 VALVE ASSY ONLY.	6835734	1			
31	STOP, THIRD CLUTCH TRIMMER VALVE, USED IN 23010738 CONTROL VALVE ASSY ONLY.	6839122	1	2	4	10
39	SPRING, TRIMMER VALVE, SEC. USED IN 23010738 CONTROL VALVE ASSY ONLY.	6883300	1	2	4	10
41	STOP, SECOND CLUTCH TRIMMER VALVE USED IN 6882260 VALVE ASSY ONLY.	6835734	1	2	4	10
41	STOP, SECOND CLUTCH TRIMMER VALVE USED IN 23010738 VALVE ASSY ONLY.	6839122	1	2	4	10
47	VALVE, FOURTH CLUTCH TRIMMER USED IN 6882260 VALVE ASSY ONLY.	23014097	1			
47	VALVE, FOURTH CLUTCH TRIMMER USED IN 23010738 VALVE ASSY ONLY.	23016686	1	2	4	10
49	SPRING, TRIMMER VALVE, SEC. USED IN 23010738 CONTROL VALVE ASSY ONLY.	6880118	1	2	4	10
51	STOP, FOURTH CLUTCH TRIMMER VALVE, USED IN 6882260 CONTROL VALVE ASSY ONLY.	6835734	1			
51	STOP, FOURTH CLUTCH TRIMMER VALVE, USED IN 23010738 CONTROL VALVE ASSY ONLY.	6839122	1	2	4	10

GROUP DT
 CONTROL VALVE, FIGURE 17
 1900 ENGINE RPM GOVERNED SPEED-CONVENTIONAL
 SAME AS GROUP A, EXCEPT FOR PARTS LISTED BELOW

1	CONTROL VALVE ASSY, NOT SERVICED AS AN ASSEMBLY, 23015223 ORDER DETAIL PARTS.	23015223	**	1		
7	KIT, OIL TRANSFER PLATE, KIT CONSISTS OF 1-23010001 PLATE AND 1-23018646 INSTRUCTION SHEET #202.	23018645	1	1	2	4
8	BALL, 1/4.....	23045388	1	2	4	10
10	BALL, 1/4.....	23045388	1	2	4	10
16	BALL, 1/4.....	23045388	1	2	4	10
25	PLATE, SEPARATOR	6885195	1	1	2	5
26	BODY, CONTROL VALVE.....	6881760	1	1	2	3
30	SPRING, TRIMMER VALVE.....	6839271	1	2	4	10
31	STOP, THIRD CLUTCH	23013432	1	2	4	10
35	SPRING, TRIMMER VALVE.....	23013754	1	2	4	10
36	STOP, FIRST CLUTCH TRIMMER VALVE	23013432	1	2	4	10
41	STOP, SECOND CLUTCH TRIMMER VALVE	23013432	1	2	4	10
50	SPRING, TRIMMER VALVE.....	6833940	1	2	4	10
71	SPRING, HOLD REGULATOR VALVE	6836784	1	2	4	10
79	SPRING, 1-2 SHIFT VALVE	23017028	1	2	4	10
82	VALVE, 2-3 SHIFT	6837618	1	2	4	10
84	SPRING, 2-3 SHIFT VALVE	6883665	1	2	4	10
88	VALVE, 3-4 SHIFT	6880987	1	2	4	10
89	VALVE, 3-4 MODULATOR	6837621	1	2	4	10
90	SPRING, 3-4 SHIFT VALVE	23017046	1	2	4	10
99	SPRING, TRIMMER REGULATOR VALVE	6880246	1	2	4	10

* SERVICED ONLY AS DETAIL PARTS--NOT AVAILABLE AS AN ASSEMBLY

GROUP DU
CONTROL VALVE, FIGURE 17
2100-2200 ENGINE RPM GOVERNED SPEED-CONVENTIONAL

REF NO	NOMENCLATURE	PART NO	REQ	RECOMMENDED SPARES FOR UNITS		
				1-25	26-50	51-200
1	VALVE ASSY, CONTROL, NOT SERVICED AS AN ASSEMBLY, 23019479 ORDER DETAIL PARTS. SEE SPI 15TR75.		**			
2	VALVE, LUBRICATION	23017184	1	2	4	10
3	SPRING, CHECK VALVE	23018455	1	2	4	10
4	WASHER, SPRING CUP	6836955	1	2	4	10
5	PIN, DOWEL	141114	1	2	4	10
6	PIN, CHECK VALVE	6836953	1	2	4	10
7	KIT, OIL TRANSFER PLATE, KIT CONSISTS OF..... 1-23010001 PLATE AND 1-23018646 INSTRUCTION SHEET #202.	23018645	1	1	2	4
8	NOT USED IN THIS GROUP					
9	BALL, 1/4.....	23045388	1	2	4	10
10	NOT, USED IN THIS GROUP					
11	BALL, 5/16.....	23018495	1	2	4	10
12	BALL, 1/4.....	23045388	1	2	4	10
13	BALL, 1/4.....	23045388	1	2	4	10
14	NOT USED IN THIS GROUP					
15	NOT USED IN THIS GROUP					
16	BALL, 1/4.....	23045388	1	2	4	10
17	BODY, MODULATOR PRESSURE VALVE	23015348	1	1	2	5
18	PIN, RETAINER	9428493	1	2	4	10
19	BOLT, HX HD, 1/4-20 X 2 1/2.....	445968	3	6	12	36
20-24	NOT USED IN THIS GROUP					
25	PLATE, SEPARATOR	23017528	1	1	2	5
26	BODY, CONTROL VALVE. PRIOR TO S/N 2510086868 . 23017825 WHEN REPLACING 6885199 BODY WITH 23017825 BODY ALSO REPLACE 6833889 TRIMMER REGULATOR VALVE WITH 23017751 TRIMMER REGULATOR VALVE AND 6880188 STOP WITH 23017752 STOP.		1	1	2	3
27	VALVE, THIRD CLUTCH TRIMMER	23014097	1	2	4	10
28	PLUG, TRIMMER.....	6835921	1	2	4	10
29	SPRING, TRIMMER VALVE, SEC	23013908	1	2	4	10
30	SPRING, TRIMMER VALVE, PRIM.....	6880045	1	2	4	10
31	STOP, THIRD CLUTCH TRIMMER VALVE.....	6839122	1	2	4	10
32	VALVE, FIRST AND REVERSE CLUTCH TRIMMER	23014097	1	2	4	10
33	PLUG, TRIMMER.....	6835921	1	2	4	10
34	SPRING, TRIMMER VALVE SEC	6885166	1	2	4	10
35	SPRING, TRIMMER VALVE, PRIM	6833938	1	2	4	10
36	STOP, FIRST CLUTCH TRIMMER VALVE	6839122	1	2	4	10
37	VALVE, SECOND CLUTCH TRIMMER	23014097	1	2	4	10
38	PLUG, TRIMMER.....	6835921	1	2	4	10
39	SPRING, TRIMMER VALVE, SEC	6883300	1	2	4	10
40	SPRING, TRIMMER VALVE, PRIM.....	23012937	1	2	4	10
41	STOP, SECOND CLUTCH TRIMMER VALVE	6839122	1	2	4	10
42	STOP, TRIM BOOST ACCUMULATOR	9436084	1	2	4	10
43	SPRING, TRIM BOOST ACCUMULATOR	6838989	1	2	4	10
44	VALVE, ACCUMULATOR, TRIM BOOST.....	6838986	1	2	4	10
45	COVER, TRIM VALVE	6881018	1	2	4	10
46	BOLT, HX HD, 1/4-20 X 5/8.....	443603	8	16	32	64
47	VALVE, FOURTH CLUTCH TRIMMER.....	23014097	1	2	4	10
48	PLUG, TRIMMER.....	6835921	1	2	4	10
49	SPRING, TRIMMER VALVE, SEC	6885166	1	2	4	10
50	SPRING, TRIMMER VALVE, PRIME	6838839	1	2	4	10
51	STOP, FOURTH CLUTCH TRIMMER VALVE	6839122	1	2	4	10
52	PIN, RETAINER	6703169	1	2	4	10
53	PIN, RETAINER	6703169	1	2	4	10
54	VALVE, 2-3 RELAY.....	6833888	1	2	4	10
55	SPRING, RELAY VALVE	6832462	1	2	4	10
56	STOP, 2-3 RELAY VALVE.....	6839829	1	2	4	10
57	VALVE, 1-2 RELAY.....	6835928	1	2	4	10

CONTINUED ON NEXT PAGE

** SERVICED ONLY AS DETAIL PARTS--NOT AVAILABLE AS AN ASSEMBLY

GROUP DU CONT
CONTROL VALVE, FIGURE 17
2100-2200 ENGINE RPM GOVERNED SPEED-CONVENTIONAL

REF NO	NOMENCLATURE	PART NO	REQ	RECOMMENDED SPARES FOR UNITS		
				1-25	26-50	51-200
58	SPRING, RELAY VALVE	6834528	1	2	4	10
59	SPACER, VALVE SPRING	6835930	1	2	4	10
60	PLUG, 1/8.....	23012036	1	2	4	10
61	SCREEN ASSY, GOVERNOR	8624471	1	2	4	10
62	VALVE, ACCUMULATOR	6838986	1	2	4	10
63	SPRING, ACCUMULATOR VALVE.....	6838988	1	2	4	10
64	STOP, ACCUMULATOR VALVE.....	6838987	1	2	4	10
65	PIN, ACCUMULATOR VALVE.....	455289	1	2	4	10
66	NOT USED IN THIS GROUP					
67	STOP, PRIORITY VALVE.....	6838429	1	2	4	10
68	SPRING, PRIORITY VALVE.....	6835729	1	2	4	10
69	VALVE, PRIORITY.....	6835929	1	2	4	10
70	VALVE, HOLD REGULATOR	6831737	1	2	4	10
71	SPRING, HOLD REGULATOR VALVE	6837540	1	2	4	10
72-73	NOT USED IN THIS GROUP					
74	PIN, RETAINER	9426920	1	2	4	10
75	VALVE, MANUAL SELECTOR	6881013	1	2	4	10
76	PIN, RETAINER	9428493	1	2	4	10
77	VALVE, 1-2 SHIFT	6836853	1	2	4	10
78	VALVE, 1-2 MODULATOR	23017186	1	2	4	10
79	SPRING, 1-2 SHIFT VALVE.....	6885007	1	2	4	10
80	STOP, 1-2 SHIFT VALVE	6833896	1	2	4	10
81	RING, SPRING ADJUSTING.....	6833891	1	2	4	10
82	VALVE, 2-3 SHIFT	6836854	1	2	4	10
83	VALVE, 2-3 MODULATOR	6836370	1	2	4	10
84	SPRING, 2-3 SHIFT VALVE.....	23017049	1	2	4	10
85	STOP, 2-3 SHIFT VALVE	6833896	1	2	4	10
86	RING, SPRING ADJUSTING	6833891	1	2	4	10
87	PIN, RETAINER	9428493	1	2	4	10
88	VALVE, 3-4 SHIFT	6880988	1	2	4	10
89	VALVE, 3-4 MODULATOR	6836372	1	2	4	10
90	SPRING, 3-4 SHIFT VALVE	23013272	1	2	4	10
91	STOP, 3-4 SHIFT VALVE	6833896	1	2	4	10
92	RING, SPRING ADJUSTING.....	6833891	1	2	4	10
93	PIN, RETAINER	9428493	1	2	4	10
94	VALVE, 3-4 RELAY.....	6833888	1	2	4	10
95	SPRING, RELAY VALVE.....	6832462	1	2	4	10
96	STOP, 3-4 RELAY VALVE.....	6839829	1	2	4	10
97	PIN, RETAINER.....	6703169	1	2	4	10
98	VALVE, TRIMMER REGULATOR. USED PRIOR TO	6833889	1	2	4	10
	S/N 2510086868.					
98	VALVE, TRIMMER REGULATOR. USED STARTING WITH	23017751	1	2	4	10
	S/N 2510086868.					
99	SPRING, TRIMMER REGULATOR VALVE	6838285	1	2	4	10
100	STOP, TRIMMER REGULATOR VALVE. USED PRIOR TO	6880188	1	2	4	10
	S/N 2510086868.					
100	STOP, TRIMMER REGULATOR VALVE. USED STARTING	23017752	1	2	4	10
	WITH S/N 2510086868.					
101	PIN, RETAINER	9428493	1	2	4	10
102	PIN, HOLD REGULATOR.....	6884905	1	2	4	10
103	WASHER	6833949	1	2	4	10
104	RING.....	6833891	1	2	4	10
105-110	NOT USED IN THIS GROUP					
111	VALVE, MODULATOR ACTUATOR	6839085	1	2	4	10
112	VALVE, MODULATOR.....	23013764	1	2	4	10
113	SPRING, MODULATOR VALVE	6838519	1	2	4	10
114	RING, SPRING ADJUSTING.....	23014098	1	2	4	10

GROUP DV
 CONTROL VALVE, FIGURE 17
 2100 ENGINE RPM GOVERNED SPEED-CHC, NO IST L.U.
 SAME AS GROUP DU, EXCEPT FOR PARTS LISTED BELOW

REF NO	NOMENCLATURE	PART NO	REQ	RECOMMENDED SPARES FOR UNITS		
				1-25	26-50	51-200
1	VALVE ASSY, CONTROL, NOT SERVICED AS AN ASSEMBLY, 23019467		** 1			
	ORDER DETAIL PARTS					
17	BODY, MODULATOR PRESSURE VALVE	23015348	1	1	2	5
25	PLATE, SEPARATOR	23017528	1	1	2	5
26	BODY, CONTROL VALVE.....	23017825	1	1	2	3
27	VALVE, THIRD CLUTCH TRIMMER.....	23016686	1	2	4	10
29	SPRING, TRIMMER VALVE, SEC	23013908	1	2	4	10
32	VALVE, FIRST AND REVERSE CLUTCH TRIMMER.....	23016686	1	2	4	10
37	VALVE, SECOND CLUTCH TRIMMER VALVE	23016686	1	2	4	10
47	VALVE, FOURTH CLUTCH TRIMMER.....	23016686	1	2	4	10
84	SPRING, 2-3 SHIFT VALVE	6838357	1	2	4	10
90	SPRING, 3-4 SHIFT VALVE.....	23017049	1	2	4	10
98	VALVE, TRIMMER REGULATOR	23017751	1	2	4	10
100	STOP, TRIMMER REGULATOR VALVE	23017752	1	2	4	10
113	SPRING, MODULATOR VALVE	6838077	1	2	4	10

GROUP DW
 CONTROL VALVE, FIGURE 17
 2100-2250 ENGINE RPM GOVERNED SPEED-CHC, NO IST L.U.
 SAME AS GROUP DU, EXCEPT FOR PARTS LISTED BELOW

1	VALVE ASSY, CONTROL, NOT SERVICED AS AN ASSEMBLY, 23019486		1			
	ORDER DETAIL PARTS					
2	VALVE, LUBRICATION	23017184	1	2	4	10
84	SPRING, 2-3 SHIFT VALVE.....	6838357	1	2	4	10
90	SPRING, 3-4 SHIFT VALVE.....	23017049	1	2	4	10

GROUP DX
 CONTROL VALVE, FIGURE 17
 2600-2700 ENGINE RPM GOVERNED SPEED-COACH WITH 2ND GEAR START
 SAME AS GROUP A, EXCEPT FOR PARTS LISTED BELOW

1	VALVE ASSY, CONTROL, NOT SERVICED AS AN ASSEMBLY, 23019471		** 1			
	ORDER DETAIL PARTS					
7	KIT, OIL TRANSFER PLATE, KIT CONSISTS OF.....	23018645	1	1	2	4
	1-23010001 PLATE AND 1-23018646					
	INSTRUCTION SHEET #202.					
9	BALL, 1/4.....	23045388	1	2	4	10
11	BALL, 1/4.....	23018495	1	2	4	10
16	BALL, 1/4.....	23045388	1	2	4	10
25	PLATE, SEPARATOR	23011828	1	1	2	4
26	BODY, CONTROL VALVE. PRIOR TO S/N 2510086868	23017828	1	1	2	3
	WHEN REPLACING 6881759 BODY WITH 23017828					
	BODY ALSO REPLACE 6833889 TRIMMER REGULATOR					
	VALVE WITH 23017751 TRIMMER REGULATOR					
	VALVE AND 6880188 STOP WITH 23017752 STOP.					
27	VALVE, THIRD CLUTCH TRIMMER.....	23014097	1	2	4	10
29	SPRING, TRIMMER VALVE, SEC	6880118	1	2	4	10
30	SPRING, TRIMMER VALVE, PRIM.....	23012937	1	2	4	10
31	STOP, THIRD CLUTCH TRIMMER	6839122	1	2	4	10
32	VALVE, FIRST AND REVERSE CLUTCH TRIMMER.....	23014097	1	2	4	10
35	SPRING, TRIMMER VALVE, PRIM	6880045	1	2	4	10

CONTINUED ON NEXT PAGE

**SERVICED ONLY AS DETAIL PARTS--NOT AVAILABLE AS AN ASSEMBLY

GROUP DX CONT
 CONTROL VALVE, FIGURE 17
 2600-2700 ENGINE RPM GOVERNED SPEED-COACH WITH 2ND GEAR START
 SAME AS GROUP A, EXCEPT FOR PARTS LISTED BELOW

REF NO	NOMENCLATURE	PART NO	REQ	RECOMMENDED SPARES FOR UNITS		
				1-25	26-50	51-200
37	VALVE, SECOND CLUTCH TRIMMER	23014097	1	2	4	10
39	SPRING, TRIMMER VALVE, SEC	6880118	1	2	4	10
40	SPRING, TRIMMER VALVE, PRIM.....	23012937	1	2	4	10
41	STOP, SECOND CLUTCH TRIMMER VALVE	6839122	1	2	4	10
47	VALVE, FOURTH CLUTCH.....	23014097	1	2	4	10
49	SPRING, TRIMMER VALVE, SEC	6880118	1	2	4	10
50	SPRING, TRIMMER VALVE, PRIM.....	23012937	1	2	4	10
51	STOP, FOURTH CLUTCH TRIMMER	6839122	1	2	4	10
71	SPRING, HOLD REGULATOR VALVE.....	6880320	1	2	4	10
77	VALVE, 1-2 SHIFT	6836856	1	2	4	10
78	VALVE, 1-2 MODULATOR	6838412	1	2	4	10
79	SPRING, 1-2 SHIFT VALVE.....	6884951	1	2	4	10
82	VALVE, 2-3 SHIFT	6837623	1	2	4	10
83	VALVE, 2-3 MODULATOR	6836859	1	2	4	10
84	SPRING, 2-3 SHIFT VALVE.....	23017049	1	2	4	10
88	VALVE, 3-4 SHIFT	6880986	1	2	4	10
89	VALVE, 3-4 MODULATOR	6837625	1	2	4	10
90	SPRING, 3-4 SHIFT VALVE.....	23013272	1	2	4	10
113	SPRING, MODULATOR VALVE	23012948	1	2	4	10

GROUP DY
 CONTROL VALVE, FIGURE 17
 2100-2250 ENGINE RPM GOVERNED SPEED-CHC, NO 1ST L.U.
 SAME AS GROUP DU, EXCEPT FOR PARTS LISTED BELOW

1	VALVE ASSY, CONTROL, NOT SERVICED AS AN ASSEMBLY, 23019481 * 1 ORDER DETAIL PARTS					
2	VALVE, LUBRICATION	23017184	1	2	4	10
84	SPRING, 2-3 SHIFT VALVE.....	6838357	1	2	4	10
90	SPRING, 3-4 SHIFT VALVE.....	23012949	1	2	4	10

GROUP DZ
 CONTROL VALVE, FIGURE 17
 2300-2450 ENGINE RPM GOVERNED SPEED-CHC, NO 1ST L.U.
 SAME AS GROUP DU, EXCEPT FOR PARTS LISTED BELOW

1	VALVE ASSY, CONTROL, NOT SERVICED AS AN ASSEMBLY, 23019482 * 1 ORDER DETAIL PARTS					
71	SPRING, HOLD REGULATOR VALVE	6837539	1	2	4	10
84	SPRING, 2-3 SHIFT VALVE.....	6838357	1	2	4	10
90	SPRING, 3-4 SHIFT VALVE.....	23012950	1	2	4	10

GROUP EA
 CONTROL VALVE, FIGURE 17
 1900-2050 ENGINE RPM GOVERNED SPEED-CHC, NO 1ST L.U.
 SAME AS GROUP DU, EXCEPT FOR PARTS LISTED BELOW

1	VALVE ASSY, CONTROL, NOT SERVICED AS AN ASSEMBLY, 23019474 ** 1 ORDER DETAIL PARTS					
7	KIT, OIL TRANSFER PLATE, KIT CONSISTS OF.....23018645 1 1-23010001 PLATE AND 1-23018646 INSTRUCTION SHEET '202.		1	1	2	4

** SERVICED ONLY AS DETAIL PARTS--NOT AVAILABLE AS AN ASSEMBLY

GROUP EB
 CONTROL VALVE, FIGURE 17
 1900-2050 ENGINE RPM GOVERNED SPEED-CHC, NO 1ST L.U.
 SAME AS GROUP DU, EXCEPT FOR PARTS LISTED BELOW

REF NO	NOMENCLATURE	PART NO	REQ	RECOMMENDED SPARES FOR UNITS		
				1-25	26-50	51-200
1	VALVE ASSY, CONTROL, NOT SERVICED AS AN ASSEMBLY, 23019478 ORDER DETAIL PARTS		**1			

GROUP EC
 CONTROL VALVE, FIGURE 17
 2100-2250 ENGINE RPM GOVERNED SPEED-CHC, NO 1ST L.U.
 SAME AS GROUP DU, EXCEPT FOR PARTS LISTED BELOW

1	VALVE ASSY, CONTROL, NOT SERVICED AS AN ASSEMBLY, 23019477 ORDER DETAIL PARTS		** 1			
84	SPRING, 2-3 SHIFT VALVE.....	.6838357	1	2	4	10
90	SPRING, 3-4 SHIFT VALVE.....	.23017049	1	2	4	10

GROUP ED
 CONTROL VALVE, FIGURE 17
 2100 ENGINE RPM GOVERNED SPEED-CHC, NO 1ST L.U.
 SAME AS GROUP DU, EXCEPT FOR PARTS LISTED BELOW

1	VALVE ASSY, CONTROL, NOT SERVICED AS AN ASSEMBLY, 23019472 ORDER DETAIL PARTS		** 1			
2	VALVE, LUBRICATION6834713	1	2	4	10
30	SPRING, TRIMMER VALVE, SEC23012937	1	2	4	10
55	SPRING, RELAY VALVE6834528	1	2	4	10
71	SPRING, HOLD REGULATOR VALVE.....	.6837541	1	2	4	10
84	SPRING, 2-3 SHIFT VALVE.....	.6838357	1	2	4	10
90	SPRING, 3-4 SHIFT VALVE.....	.23017049	1	2	4	10
95	SPRING, RELAY VALVE6834528	1	2	4	10

GROUP EE
 CONTROL VALVE, FIGURE 17
 2100 ENGINE RPM GOVERNED SPEED-CHC, NO 1ST L.U.
 SAME AS GROUP DU, EXCEPT FOR PARTS LISTED BELOW

1	VALVE ASSY, CONTROL, NOT SERVICED AS AN ASSEMBLY, 23019485 ORDER DETAIL PARTS		** 1			
2	VALVE, LUBRICATION6834713	1	2	4	10
30	SPRING, TRIMMER VALVE, PRIM.....	.23012937	1	2	4	10
40	SPRING, TRIMMER VALVE, PRIM.....	.6839271	1	2	4	10
84	SPRING, 2-3 SHIFT VALVE.....	.6838357	1	2	4	10
90	SPRING, 3-4 SHIFT VALVE.....	.23017049	1	2	4	10

** SERVICED ONLY AS DETAIL PARTS--NOT AVAILABLE AS AN ASSEMBLY

GROUP EF
 CONTROL VALVE, FIGURE 17
 2300 ENGINE RPM GOVERNED SPEED-CHC, NO 1ST L.U.
 SAME AS GROUP DU, EXCEPT FOR PARTS LISTED BELOW

REF NO	NOMENCLATURE	PART NO	REQ	RECOMMENDED SPARES FOR UNITS		
				1-25	26-50	51-200
1	VALVE ASSY, CONTROL, NOT SERVICED AS AN ASSEMBLY, 23019487		** 1			
	ORDER DETAIL PARTS					
30	SPRING, TRIMMER VALVE, PRIM.....	23012937	1	2	4	10
40	SPRING, TRIMMER VALVE, PRIM.....	6839271	1	2	4	10
55	SPRING, RELAY VALVE.....	6834528	1	2	4	10
71	SPRING, HOLD REGULATOR VALVE.....	6837541	1	2	4	10
84	SPRING, 2-3 SHIFT VALVE.....	6838357	1	2	4	10
90	SPRING, 3-4 SHIFT VALVE.....	23017049	1	2	4	10
95	SPRING, RELAY VALVE.....	6834528	1	2	4	10

GROUP EG
 CONTROL VALVE, FIGURE 17
 2100 ENGINE RPM GOVERNED SPEED-CHC, NO 1ST L.U.
 SAME AS GROUP DU, EXCEPT FOR PARTS LISTED BELOW

1	VALVE ASSY, CONTROL, NOT SERVICED AS AN ASSEMBLY, 23019531		** 1			
	ORDER DETAIL PARTS					
30	SPRING, TRIMMER VALVE, PRIM.....	23012937	1	2	4	10
40	SPRING, TRIMMER VALVE, PRIM.....	6839271	1	2	4	10
84	SPRING, 2-3 SHIFT VALVE.....	6838357	1	2	4	10
90	SPRING, 3-4 SHIFT VALVE.....	23017049	1	2	4	10

GROUP EH
 CONTROL VALVE, FIGURE 17
 2300 ENGINE RPM GOVERNED SPEED-CHC, NO 1ST L.U.
 SAME AS GROUP DI, EXCEPT FOR PARTS LISTED BELOW

1	VALVE ASSY, CONTROL, NOT SERVICED AS AN ASSEMBLY, 23019510		** 1			
	ORDER DETAIL PARTS					
2	VALVE, LUBRICATION.....	6834713	1	2	4	10
30	SPRING, TRIMMER VALVE, PRIM.....	23012937	1	2	4	10
40	SPRING, TRIMMER VALVE, PRIM.....	6839271	1	2	4	10
71	SPRING, HOLD REGULATOR VALVE.....	6837539	1	2	4	10
84	SPRING, 2-3 SHIFT VALVE.....	6884953	1	2	4	10
90	SPRING, 3-4 SHIFT VALVE.....	23012950	1	2	4	10

GROUP EJ
 CONTROL VALVE, FIGURE 17
 1900 ENGINE RPM GOVERNED SPEED-CHC, NO 1ST L.U.
 SAME AS GROUP DU, EXCEPT FOR PARTS LISTED BELOW

1	VALVE ASSY, CONTROL, NOT SERVICED AS AN ASESEMBLY, 23019484		** 1			
	ORDER DETAIL PARTS					
2	VALVE, LUBRICATION.....	6834713	1	2	4	10
30	SPRING, TRIMMER VALVE, PRIM.....	23012937	1	2	4	10
40	SPRING, TRIMMER VALVE, PRIM.....	6839271	1	2	4	10

** SERVICED ONLY AS DETAIL PARTS--NOT AVAILABLE AS AN ASSEMBLY

GROUP EK
 CONTROL VALVE, FIGURE 17
 1900 ENGINE RPM GOVERNED SPEED-CHC, NO 1ST L.U.
 SAME AS GROUP DU, 'EXCEPT FOR PARTS LISTED BELOW

REF NO	NOMENCLATURE	PART NO	REQ	RECOMMENDED SPARES FOR UNITS		
				1-25	26-50	51-200
1	VALVE ASSY, CONTROL, NOT SERVICED AS AN ASSEMBLY, ORDER DETAIL PARTS		23019532 **	1		
2	VALVE, LUBRICATION	6834713	1	2	4	10
30	SPRING, TRIMMER VALVE, PRIM	23012937	1	2	4	10
40	SPRING, TRIMMER VALVE, PRIM	6839271	1	2	4	10

GROUP EL
 CONTROL VALVE, FIGURE 17
 2100-2250 ENGINE RPM GOVERNED SPEED-CHC
 SAME AS GROUP DU, EXCEPT FOR PARTS LISTED BELOW

1	VALVE ASSY, CONTROL, NOT SERVICED AS AN ASSEMBLY, 23019481		** 1			
	ORDER DETAIL PARTS					
17	BODY, MODULATOR PRESSURE VALVE	23015348	1	1	2	5
26	BODY, CONTROL VALVE	23017825	1	1	2	5
27	VALVE, THIRD CLUTCH TRIMMER.	23016686	1	2	4	10
32	VALVE, FIRST AND REVERSE CLUTCH TRIMMER.....	23016686	1	2	4	10
37	VALVE, SECOND CLUTCH TRIMMER VALVE	23016686	1	2	4	10
47	VALVE, FOURTH CLUTCH TRIMMER	23016686	1	2	4	10
84	SPRING, 2-3 SHIFT VALVE.....	6838357	1	2	4	10
90	SPRING, 3-4 SHIFT VALVE.....	23017049	1	2	4	10
98	VALVE, TRIMMER REGULATOR.....	23017751	1	2	4	10
100	STOP, TRIMMER REGULATOR VALVE.....	23017752	1	2	4	10

GROUP EM
 CONTROL VALVE, FIGURE 17
 2100 ENGINE RPM GOVERNED SPEED-TRUCK, CHC
 SAME AS GROUP DU, EXCEPT FOR PARTS LISTED BELOW

1	CONTROL VALVE, NOT SERVICED AS AN ASSEMBLY,	23019485	** 1			
	ORDER DETAIL PARTS					
2	VALVE, LUBRICATION	6834713	1	2	4	10
17	BODY, MODULATOR PRESSURE VALVE.....	23015348	1	1	2	5
26	BODY, CONTROL VALVE	23017825	1	1	2	5
27	VALVE, THIRD CLUTCH TRIMMER	23016686	1	2	4	10
30	SPRING, TRIMMER VALVE, PRIM	23012937	1	2	4	10
32	VALVE, FIRST AND REVERSE CLUTCH TRIMMER.....	23016686	1	2	4	10
37	VALVE, SECOND CLUTCH TRIMMER VALVE	23016686	1	2	4	10
40	SPRING, TRIMMER VALVE, PRIM	6839271	1	2	4	10
47	VALVE, FOURTH CLUTCH TRIMMER	23016686	1	2	4	10
84	SPRING, 2-3 SHIFT VALVE.....	6838357	1	2	4	10
90	SPRING, 3-4 SHIFT VALVE	23017049	1	2	4	10
98	VALVE, TRIMMER REGULATOR.....	23017751	1	2	4	10
100	STOP, TRIMMER REGULATOR VALVE.....	23017752	1	2	4	10

** SERVICED ONLY AS DETAIL PARTS--NOT AVAILABLE AS AN ASSEMBLY

GROUP EN
 CONTROL VALVE, FIGURE 17
 1900 ENGINE RPM GOVERNED SPEED-COACH W/2ND GEAR START-CHC
 SAME AS GROUP DU, EXCEPT FOR PARTS LISTED BELOW

REF NO	NOMENCLATURE	PART NO	REQ	RECOMMENDED SPARES FOR UNITS		
				1-25	26-50	51-200
1	VALVE ASSY, CONTROL, NOT SERVICED AS AN ASSEMBLY, 23019878 **		1			
	ORDER DETAIL PARTS					
25	PLATE, SEPARATOR	23018537	1	1	2	5
45	COVER, TRIM VALVE	6838985	1	2	4	10
77	NOT USED IN THIS GROUP					
78	VALVE, 1-2 MODULATOR	6836368	1	2	4	10
79	SPRING, 1-2 SHIFT VALVE	6885065	1	2	4	10
105	SPRING, 1-2 SHIFT ASSIST	6884536	1	2	4	10
106	VALVE, 1-2 SHIFT ASSIST HELPER	6883810	1	2	4	10

GROUP EP
 CONTROL VALVE, FIGURE 17
 2100-2200 ENGINE RPM GOVERNED SPEED-CONVENTIONAL
 SAME AS GROUP DU, EXCEPT FOR PARTS LISTED BELOW

1	VALVE ASSY, CONTROL, NOT SERVICED AS AN ASSEMBLY, 23019876 **		**			
	ORDER DETAIL PARTS					
2	VALVE, LUBRICATION	6834713	1	2	4	10
8	BALL, 1/4	23045388	1	2	4	10
9	NOT USED IN THIS GROUP					
10	BALL, 1/4	23045388	1	2	4	10
11	NOT, USED IN THIS GROUP					
25	PLATE, SEPARATOR	23014294	1	1	2	5
26	BODY, CONTROL VALVE	23017827	1	1	2	3
29	NOT USED IN THIS GROUP					
30	SPRING, TRIMMER VALVE	6839271	1	2	4	10
31	STOP, THIRD CLUTCH TRIMMER VALVE	23013432	1	2	4	10
35	NOT USED IN THIS GROUP					
36	STOP, FIRST CLUTCH TRIMMER VALVE	23013432	1	2	4	10
39	NOT USED IN THIS GROUP					
40	SPRING, TRIMMER VALVE	6833940	1	2	4	10
41	STOP, SECOND CLUTCH TRIMMER VALVE	23013432	1	2	4	10
45	COVER, TRIMMER VALVE	6838985	1	2	4	10
49	NOT USED IN THIS GROUP					
50	SPRING, TRIMMER VALVE	6833940	1	2	4	10
51	STOP, FOURTH CLUTCH TRIMMER VALVE	23013432	1	2	4	10
71	SPRING, HOLD REGULATOR VALVE	6836784	1	2	4	10
78	VALVE, 1-2 MODULATOR	6836368	1	2	4	10
79	SPRING, 1-2 SHIFT VALVE	23017049	1	2	4	10
82	VALVE, 2-3 SHIFT	6837618	1	2	4	10
88	VALVE, 3-4 SHIFT	6880987	1	2	4	10
89	VALVE, 3-4 MODULATOR	6837621	1	2	4	10
90	SPRING, 3-4 SHIFT VALVE	23013269	1	2	4	10
98	VALVE, TRIMMER REGULATOR	23017751	1	2	4	10
99	SPRING, TRIMMER REGULATOR VALVE	6880246	1	2	4	10
100	STOP, TRIMMER REGULATOR VALVE	23017752	1	2	4	10
113	SPRING, MODULATOR VALVE	23012098	1	2	4	10

** SERVICED ONLY AS DETAIL PARTS--NOT AVAILABLE AS AN ASSEMBLY

GROUP EQ
 CONTROL VALVE, FIGURE 17
 2100 ENGINE RPM GOVERNED SPEED-CHC
 SAME AS GROUP DU, EXCEPT FOR PARTS LISTED BELOW

REF NO	NOMENCLATURE	PART NO	REQ	RECOMMENDED SPARES FOR UNITS		
				1-25	26-50	51-200
1	VALVE ASSY, CONTROL, NOT SERVICED AS AN ASSEMBLY, 23019992		** 1			
	ORDER DETAIL PARTS					
17	BODY, MODULATOR PRESSURE VALVE.....	23015348	1	1	2	5
25	PLATE, SEPARATOR	23018766	1	1	2	5
26	BODY, CONTROL VALVE	23018858	1	1	2	3
27	VALVE, THIRD CLUTCH TRIMMER	23016686	1	2	4	10
32	VALVE, FIRST AND REVERSE CLUTCH TRIMMER.....	23016686	1	2	4	10
34	SPRING, TRIMMER VALVE, SEC	23011985	1	2	4	10
37	VALVE, SECOND CLUTCH TRIMMER	23016686	1	2	4	10
47	VALVE, FOURTH CLUTCH TRIMMER	23016686	1	2	4	10
84	SPRING, 2-3 SHIFT VALVE.....	6838387	1	2	4	10
90	SPRING, 3-4 SHIFT VALVE.....	23017049	1	2	4	10
98	VALVE, TRIMMER REGULATOR	23017751	1	2	4	10
100	STOP, TRIMMER REGULATOR VALVE	23017752	1	2	4	10

GROUP ER
 CONTROL VALVE, FIGURE 17
 2100 ENGINE RPM GOVERNED SPEED-CHC
 SAME AS GROUP DU, EXCEPT FOR PARTS LISTED BELOW

1	VALVE ASSY, CONTROL, NOT SERVICED AS AN ASSEMBLY, 23040432		** 1			
	ORDER DETAIL PARTS.					
17	BODY, MODULATOR PRESSURE VALVE.....	23015348	1	1	2	5
25	PLATE, SEPARATOR	23018766	1	1	2	5
26	BODY, CONTROL VALVE	23018858	1	1	2	5
27	VALVE, THIRD CLUTCH TRIMMER.	23014097	1	2	4	10
30	SPRING, TRIMMER VALVE, PRIM	23012937	1	2	4	10
32	VALVE, FIRST AND REVERSE CLUTCH TRIMMER.....	23014097	1	2	4	10
34	SPRING, TRIMMER VALVE, SEC	23011985	1	2	4	10
35	SPRING, TRIMMER VALVE, PRIM	23018733	1	2	4	10
37	VALVE, SECOND CLUTCH TRIMMER	23014097	1	2	4	10
40	SPRING, TRIMMER VALVE, PRIM	6839271	1	2	4	10
47	VALVE, FOURTH CLUTCH TRIMMER	23014097	1	2	4	10
84	SPRING, 2-3 SHIFT VALVE.....	6838357	1	2	4	10
90	SPRING, 3-4 SHIFT VALVE.....	23017049	1	2	4	10
98	VALVE, TRIMMER REGULATOR.....	23017751	1	2	4	10
100	STOP, TRIMMER REGULATOR VALVE.....	23017752	1	2	4	10

GROUP ES
 CONTROL VALVE, FIGURE 17
 1900 ENGINE RPM GOVERNED SPEED-CONVENTIONAL
 SAME AS GROUP DU, EXCEPT FOR PARTS LISTED BELOW

1	VALVE ASSY, CONTROL, NOT SERVICED AS AN ASSEMBLY, 23040435		** 1			
	ORDER DETAIL PARTS.					
2	VALVE, LUBRICATION.....	6834713	1	2	4	10
17	BODY, MODULATOR PRESSURE VALVE.....	23015348	1	1	2	5
25	PLATE, SEPARATOR	23016509	1	1	2	5
26	BODY, CONTROL VALVE	23017825	1	1	2	3
27	VALVE, THIRD CLUTCH TRIMMER	23016686	1	2	4	10
29	NOT USED IN THIS GROUP					

CONTINUED ON NEXT PAGE

** SERVICED ONLY AS DETAIL PARTS -NOT AVAILABLE AS AN ASSEMBLY

GROUP ES CONT
 CONTROL VALVE, FIGURE 17
 1900 ENGINE RPM GOVERNED SPEED-CONVENTIONAL
 SAME AS GROUP DU, EXCEPT FOR PARTS LISTED BELOW

REF NO	NOMENCLATURE	PART NO	REQ	RECOMMENDED SPARES FOR UNITS		
				1-25	26-50	51-200
31	STOP, THIRD CLUTCH TRIMMER VALVE.....	6835734	1	2	4	10
32	VALVE, FIRST AND REVERSE CLUTCH TRIMMER.....	23016686	1	2	4	10
35	SPRING, TRIMMER VALVE, PRIM.....	23018733	1	2	4	10
37	VALVE, SECOND CLUTCH TRIMMER.....	23016686	1	2	4	10
39	NOT USED IN THIS GROUP					
40	SPRING, TRIMMER VALVE, PRIM.....	6839271	1	2	4	10
45	COVER, TRIM VALVE.....	6838985	1	2	4	10
47	VALVE, FOURTH CLUTCH TRIMMER.....	23016686	1	2	4	10
49	NOT USED IN THIS GROUP					
50	SPRING, TRIMMER VALVE, PRIM.....	23012937	1	2	4	10
51	STOP, FOURTH CLUTCH TRIMMER VALVE.....	6835734	1	2	4	10
71	SPRING, HOLD REGULATOR VALVE.....	6836867	1	2	4	10
78	VALVE, 1-2 MODULATOR.....	6836368	1	2	4	10
79	SPRING, 1-2 SHIFT VALVE.....	23017046	1	2	4	10
84	SPRING, 2-3 SHIFT VALVE.....	6884947	1	2	4	10
90	SPRING, 3-4 SHIFT VALVE.....	23018388	1	2	4	10
98	VALVE, TRIMMER REGULATOR.....	23017751	1	2	4	10
99	SPRING, TRIMMER REGULATOR VALVE.....	23018423	1	2	4	10
100	STOP, TRIMMER REGULATOR VALVE.....	23017752	1	2	4	10
113	SPRING, MODULATOR VALVE.....	6880980	1	2	4	10

GROUP ET
 CONTROL VALVE, FIGURE 17
 1800-1850 ENGINE RPM GOVERNED SPEED-CONVENTIONAL
 SAME AS GROUP DU, EXCEPT FOR PARTS LISTED BELOW

1	VALVE ASSY, CONTROL, NOT SERVICED AS AN ASSEMBLY, 23040442 **	1				
	ORDER DETAIL PARTS.					
2	VALVE, LUBRICATION.....	6834713	1	2	4	10
17	BODY, MODULATOR PRESSURE VALVE.....	23015348	1	1	2	5
25	PLATE, SEPARATOR.....	23016508	1	1	2	5
26	BODY, CONTROL VALVE.....	23017828	1	1	2	3
27	VALVE, THIRD CLUTCH TRIMMER.....	23014097	1	2	4	10
29	SPRING, TRIMMER VALVE, SEC.....	6880118	1	2	4	10
30	SPRING, TRIMMER VALVE, PRIM.....	23012937	1	2	4	10
32	VALVE, FIRST AND REVERSE CLUTCH TRIMMER.....	23014097	1	2	4	10
35	SPRING, TRIMMER VALVE, PRIM.....	23017833	1	2	4	10
37	VALVE, SECOND CLUTCH TRIMMER.....	23014097	1	2	4	10
39	SPRING, TRIMMER VALVE, SEC.....	6880118	1	2	4	10
45	COVER, TRIM VALVE.....	6838985	1	2	4	10
47	VALVE, FOURTH CLUTCH TRIMMER.....	23014097	1	2	4	10
49	SPRING, TRIMMER VALVE, SEC.....	6880118	1	2	4	10
50	SPRING, TRIMMER VALVE, PRIM.....	23012937	1	2	4	10
71	SPRING, HOLD REGULATOR VALVE.....	6880320	1	2	4	10
77	VALVE, 1-2 SHIFT.....	6836856	1	2	4	10
78	VALVE, 1-2 MODULATOR.....	6838412	1	2	4	10
79	SPRING, 1-2 SHIFT VALVE.....	6884951	1	2	4	10
82	VALVE, 2-3 SHIFT.....	6837623	1	2	4	10
83	VALVE, 2-3 MODULATOR.....	6836859	1	2	4	10
84	SPRING, 2-3 SHIFT VALVE.....	6884947	1	2	4	10
88	VALVE, 3-4 SHIFT.....	6880986	1	2	4	10
89	VALVE, 3-4 MODULATOR.....	6837625	1	2	4	10
90	SPRING, 3-4 SHIFT VALVE.....	23013267	1	2	4	10
98	VALVE, TRIM REGULATOR.....	23017751	1	2	4	10
99	SPRING, TRIMMER REGULATOR VALVE.....	23018423	1	2	4	10
100	STOP, TRIMMER REGULATOR VALVE.....	23017752	1	2	4	10

* SERVICED ONLY AS DETAIL PARTS--NOT AVAILABLE AS AN ASSEMBLY

GROUP EU
 CONTROL VALVE, FIGURE 17
 1900 ENGINE RPM GOVERNED SPEED-CONVENTIONAL
 SAME AS GROUP DU, EXCEPT FOR PARTS LISTED BELOW

REF NO	NOMENCLATURE	PART NO	REQ	RECOMMENDED SPARES FOR UNITS		
				1-25	26-50	51-200
1	VALVE ASSY, CONTROL, NOT SERVICED AS AN ASSEMBLY, 23019480 **		1			
	ORDER DETAIL PARTS.					
2	VALVE, LUBRICATION.....	6834713	1	2	4	10
8	BALL, 1/4.....	23045388	1	2	4	10
9	NOT USED IN THIS GROUP					
10	BALL, 1/4.....	23045388	1	2	4	10
11	NOT USED IN THIS GROUP					
17	BODY, MODULATOR PRESSURE VALVE.....	23015348	1	1	2	5
25	PLATE, SEPARATOR.....	6885195	1	1	2	5
26	BODY, CONTROL VALVE.....	23017827	1	1	2	3
27	VALVE, THIRD CLUTCH TRIMMER.....	23016686	1	2	4	10
29	NOT USED IN THIS GROUP					
30	SPRING, TRIMMER VALVE.....	6839271	1	2	4	10
31	STOP, THIRD CLUTCH TRIMMER VALVE.....	23013432	1	2	4	10
32	VALVE, FIRST AND REVERSE CLUTCH TRIMMER.....	23016686	1	2	4	10
34	NOT USED IN THIS GROUP					
35	SPRING, TRIMMER VALVE.....	23013754	1	2	4	10
36	STOP, FIRST CLUTCH TRIMMER VALVE.....	23013432	1	2	4	10
37	VALVE, SECOND CLUTCH TRIMMER.....	23016686	1	2	4	10
39	NOT USED IN THIS GROUP					
40	SPRING, TRIMMER VALVE.....	6839271	1	2	4	10
41	STOP, SECOND CLUTCH TRIMMER VALVE.....	23013432	1	2	4	10
45	COVER, TRIM VALVE.....	6838985	1	2	4	10
47	VALVE, FOURTH CLUTCH TRIMMER.....	23014097	1	2	4	10
49	NOT USED IN THIS GROUP					
50	SPRING, TRIMMER VALVE.....	6833940	1	2	4	10
51	STOP, FOURTH CLUTCH TRIMMER VALVE.....	23013432	1	2	4	10
71	SPRING, HOLD REGULATOR VALVE.....	6836784	1	2	4	10
78	VALVE, 1-2 MODULATOR.....	6836368	1	2	4	10
79	SPRING, 1-2 SHIFT VALVE.....	23017028	1	2	4	10
82	VALVE, 2-3 SHIFT.....	6837618	1	2	4	10
83	VALVE, 2-3 MODULATOR.....	6836370	1	2	4	10
84	SPRING, 2-3 SHIFT VALVE.....	6883665	1	2	4	10
88	VALVE, 3-4 SHIFT.....	6880987	1	2	4	10
89	VALVE, 3-4 MODULATOR.....	6837621	1	2	4	10
90	SPRING, 3-4 SHIFT VALVE.....	23017046	1	2	4	10
98	VALVE, TRIMMER REGULATOR.....	23017751	1	2	4	10
99	SPRING, TRIMMER REGULATOR VALVE.....	6880246	1	2	4	10
100	STOP, TRIMMER REGULATOR VALVE.....	23017752	1	2	4	10
113	SPRING, MODULATOR VALVE.....	6838077	1	2	4	10

GROUP EV
 CONTROL VALVE, FIGURE 17
 2100-2250 ENGINE RPM GOVERNED SPEED-CHC II
 SAME AS GROUP DU, EXCEPT FOR PARTS LISTED BELOW

1	VALVE ASSY, CONTROL, NOT SERVICED AS AN ASSEMBLY, 23040461 **		1			
	ORDER DETAIL PARTS.					
2	VALVE, LUBRICATION.....	6834713	1	2	4	10
17	BODY, MODULATOR PRESSURE VALVE.....	23015348	1	1	2	5
25	PLATE, SEPARATOR.....	23045263	1	1	2	5
26	BODY, CONTROL VALVE.....	23018858	1	1	2	3
27	VALVE, THIRD CLUTCH TRIMMER.....	23014097	1	2	4	10
32	VALVE, FIRST AND REVERSE CLUTCH TRIMMER.....	23014097	1	2	4	10

CONTINUED ON NEXT PAGE

** SERVICED ONLY AS DETAIL PARTS--NOT AVAILABLE AS AN ASSEMBLY

GROUP EV CONT
 CONTROL VALVE, FIGURE 17
 2100-2250 ENGINE RPM GOVERNED SPEED-CHC II
 SAME AS GROUP DU, EXCEPT FOR PARTS LISTED BELOW

REF NO	NOMENCLATURE	PART NO	REQ	RECOMMENDED SPARES FOR UNITS		
				1-25	26-50	51-200
34	SPRING, TRIMMER VALVE, SEC.....	23011985	1	2	4	10
35	SPRING, TRIMMER VALVE, PRIM.....	23018733	1	2	4	10
37	VALVE, SECOND CLUTCH TRIMMER.....	23014097	1	2	4	10
47	VALVE, FOURTH CLUTCH TRIMMER.....	23014097	1	2	4	10
84	SPRING, 2-3 SHIFT VALVE.....	6838357	1	2	4	10
90	SPRING, 3-4 SHIFT VALVE.....	23017049	1	2	4	10
98	VALVE, TRIMMER REGULATOR.....	23017751	1	2	4	10
100	STOP, TRIMMER REGULATOR VALVE.....	23017752	1	2	4	10

GROUP EW
 CONTROL VALVE, FIGURE 17
 1900 ENGINE RPM GOVERNED SPEED-CHC
 SAME AS GROUP DU, EXCEPT FOR PARTS LISTED BELOW

1	VALVE ASSY, CONTROL, NOT SERVICED AS AN ASSEMBLY, 23040595 **		1			
	ORDER DETAIL PARTS.					
2	VALVE, LUBRICATION.....	6834713	1	2	4	10
17	BODY, MODULATOR PRESSURE VALVE.....	23015348	1	1	2	5
25	PLATE, SEPARATOR.....	23018766	1	1	2	5
26	BODY, CONTROL VALVE.....	23018858	1	1	2	3
27	VALVE, THIRD CLUTCH TRIMMER.....	23014097	1	2	4	10
32	VALVE, FIRST AND REVERSE CLUTCH TRIMMER.....	23014097	1	2	4	10
35	SPRING, TRIMMER VALVE, PRIM.....	23018733	1	2	4	10
37	VALVE, SECOND CLUTCH TRIMMER.....	23014097	1	2	4	10
47	VALVE, FOURTH CLUTCH TRIMMER.....	23014097	1	2	4	10
49	SPRING, TRIMMER VALVE, SEC.....	23011985	1	2	4	10
98	VALVE, TRIMMER REGULATOR.....	23017751	1	2	4	10
100	STOP, TRIMMER REGULATOR VALVE.....	23017752	1	2	4	10

GROUP EX
 CONTROL VALVE, FIGURE 17
 2100-2250 ENGINE RPM GOVERNED SPEED-CHC
 SAME AS GROUP DU, EXCEPT FOR PARTS LISTED BELOW

1	VALVE ASSY, CONTROL, NOT SERVICED AS AN ASSEMBLY,	23040759 **	1			
	ORDER DETAIL PARTS.					
2	VALVE, LUBRICATION.....	6834713	1	2	4	10
25	PLATE, SEPARATOR.....	23045263	1	1	2	5
26	BODY, CONTROL VALVE.....	23018767	1	1	2	3
27	VALVE, THIRD CLUTCH TRIMMER.....	6835920	1	2	4	10
32	VALVE, FIRST AND REVERSE CLUTCH TRIMMER.....	6835920	1	2	4	10
34	SPRING, TRIMMER VALVE, SEC.....	23011985	1	2	4	10
35	SPRING, TRIMMER VALVE, PRIM.....	23018733	1	2	4	10
37	VALVE, SECOND CLUTCH TRIMMER.....	6835920	1	2	4	10
47	VALVE, FOURTH CLUTCH TRIMMER.....	6835920	1	2	4	10
98	VALVE, TRIMMER REGULATOR.....	6833889	1	2	4	10
100	STOP, TRIMMER REGULATOR VALVE.....	6880118	1	2	4	10

** SERVICED ONLY AS DETAIL PARTS--NOT AVAILABLE AS AN ASSEMBLY

GROUP EY
 CONTROL VALVE, FIGURE 17
 1900 ENGINE RPM GOVERNED SPEED-CONVENTIONAL
 SAME AS GROUP DU, EXCEPT FOR PARTS LISTED BELOW

REF NO	NOMENCLATURE	PART NO	REQ	RECOMMENDED SPARES FOR UNITS		
				1-25	26-50	51-200
1	VALVE ASSY, CONTROL, NOT SERVICED AS AN ASSEMBLY, 23040719 **		1			
	ORDER DETAIL PARTS.					
8	BALL, 1/4.....	23045388	1	2	4	10
9	NOT USED IN THIS GROUP					
10	BALL, 1/4.....	23045388	1	2	4	10
11	NOT USED IN THIS GROUP					
17	BODY, MODULATOR PRESSURE VALVE.....	23015348	1	1	2	5
25	PLATE, SEPARATOR	6885195	1	1	2	5
26	BODY, CONTROL VALVE	23017827	1	1	2	3
27	VALVE, THIRD CLUTCH TRIMMER	23016686	1	2	4	10
29	NOT USED IN THIS GROUP					
30	SPRING, TRIMMER VALVE.....	6839271	1	2	4	10
31	STOP, THIRD CLUTCH TRIMMER VALVE	23013432	1	2	4	10
32	VALVE, FIRST AND REVERSE CLUTCH TRIMMER.....	23016686	1	2	4	10
34	NOT USED IN THIS GROUP					
35	SPRING, TRIMMER VALVE.....	23013754	1	2	4	10
36	STOP, FIRST CLUTCH TRIMMER VALVE	23013432	1	2	4	10
37	VALVE, SECOND CLUTCH TRIMMER	23016686	1	2	4	10
39	NOT USED IN THIS GROUP					
40	SPRING, TRIMMER VALVE.....	6839271	1	2	4	10
41	STOP, SECOND CLUTCH TRIMMER VALVE	23013432	1	2	4	10
45	COVER, TRIM VALVE.....	6838985	1	2	4	10
47	VALVE, FOURTH CLUTCH TRIMMER	23014097	1	2	4	10
49	NOT USED IN THIS GROUP					
50	SPRING, TRIMMER VALVE.....	6833940	1	2	4	10
51	STOP, FOURTH CLUTCH TRIMMER VALVE	6837953	1	2	4	10
71	SPRING, HOLD REGULATOR VALVE	6836784	1	2	4	10
78	VALVE, 1-2 MODULATOR.....	6836368	1	2	4	10
79	SPRING, 1-2 SHIFT VALVE.....	23017028	1	2	4	10
82	VALVE, 2-3 SHIFT.....	6837618	1	2	4	10
83	VALVE, 2-3 MODULATOR.....	6836370	1	2	4	10
84	SPRING, 2-3 SHIFT VALVE.....	6883665	1	2	4	10
88	VALVE, 3-4 SHIFT.....	6880987	1	2	4	10
89	VALVE, 3-4 MODULATOR.....	6837621	1	2	4	10
90	SPRING, 3-4 SHIFT VALVE.....	23017046	1	2	4	10
98	VALVE, TRIMMER REGULATOR.....	23017751	1	2	4	10
99	SPRING, TRIMMER REGULATOR VALVE.....	6880246	1	2	4	10
100	STOP, TRIMMER REGULATOR VALVE.....	23017752	1	2	4	10
113	SPRING, MODULATOR VALVE	6838077	1	2	4	10

GROUP EZ
 CONTROL VALVE, FIGURE 17
 2300-2500 ENGINE RPM GOVERNED SPEED-CONVENTIONAL
 SAME AS GROUP DU, EXCEPT FOR PARTS LISTED BELOW

1	VALVE ASSY, CONTROL, NOT SERVICED AS AN ASSEMBLY, 23040789 **		1			
	ORDER DETAIL PARTS.					
17	BODY, MODULATOR VALVE.....	23015348	1	1	2	5
25	PLATE, SEPARATOR	23011828	1	1	2	5
26	BODY, CONTROL VALVE	23017828	1	1	2	3
27	VALVE, THIRD CLUTCH TRIMMER	23014097	1	2	4	10
29	SPRING, TRIMMER VALVE, SEC	6880118	1	2	4	10
30	SPRING, TRIMMER VALVE, PRIM	23012937	1	2	4	10
32	VALVE, FIRST AND REVERSE CLUTCH TRIMMER.....	23014097	1	2	4	10

CONTINUED ON NEXT PAGE

** SERVICED ONLY AS DETAIL PARTS--NOT AVAILABLE AS AN ASSEMBLY

GROUP EZ CONT
 CONTROL VALVE, FIGURE 17
 2300-2500 ENGINE RPM GOVERNED SPEED-CONVENTIONAL
 SAME AS GROUP DU, EXCEPT FOR PARTS LISTED BELOW

REF NO	NOMENCLATURE	PART NO	REQ	RECOMMENDED SPARES FOR UNITS		
				1-25	26-50	51-200
35	SPRING, TRIMMER VALVE, PRIM.....	6880045	1	2	4	10
37	VALVE, SECOND CLUTCH TRIMMER	23014097	1	2	4	10
39	SPRING, TRIMMER VALVE, SEC	6880118	1	2	4	10
45	COVER, TRIM VALVE	6838985	1	2	4	10
47	VALVE, FOURTH CLUTCH TRIMMER.....	23014097	1	2	4	10
49	SPRING, TRIMMER VALVE, SEC	6880118	1	2	4	10
50	SPRING, TRIMMER VALVE, PRIM.....	23012937	1	2	4	10
61	SCREEN ASSY, GOVERNOR	24045247	1	2	4	10
71	SPRING, HOLD REGULATOR VALVE.....	6836977	1	2	4	10
77	VALVE, 1-2 SHIFT	6836856	1	2	4	10
78	VALVE, 1-2 MODULATOR	6838412	1	2	4	10
79	SPRING, 1-2 SHIFT VALVE	23012947	1	2	4	10
82	VALVE, 2-3 SHIFT	6837623	1	2	4	10
83	VALVE, 2-3 MODULATOR	6836859	1	2	4	10
84	SPRING, 2-3 SHIFT VALVE.....	6883665	1	2	4	10
88	VALVE, 3-4 SHIFT	6880986	1	2	4	10
89	VALVE, 3-4 MODULATOR	6837625	1	2	4	10
90	SPRING, 3-4 SHIFT VALVE.....	23013267	1	2	4	10
98	VALVE, TRIMMER REGULATOR	23017751	1	2	4	10
99	SPRING, TRIMMER REGULATOR VALVE.....	23018423	1	2	4	10
100	STOP, TRIMMER REGULATOR VALVE.....	23017752	1	2	4	10
113	SPRING, MODULATOR VALVE	23012948	1	2	4	10

GROUP FA
 CONTROL VALVE, FIGURE 17
 1900 ENGINE RPM GOVERNED SPEED-CHC
 SAME AS GROUP DU, EXCEPT FOR PARTS LISTED BELOW

1	VALVE ASSY, CONTROL, NOT SERVICED AS AN ASSEMBLY, 23019484 **		1			
	ORDER DETAIL PARTS.					
2	VALVE, LUBRICATION	6834713	1	2	4	10
17	BODY, MODULATOR PRESSURE VALVE.....	23015348	1	1	2	5
26	BODY, CONTROL VALVE	23017825	1	1	2	3
27	VALVE, THIRD CLUTCH TRIMMER	23014097	1	2	4	10
30	SPRING, TRIMMER VALVE, PRIM	23012937	1	2	4	10
32	VALVE, FIRST AND REVERSE CLUTCH TRIMMER.....	23014097	1	2	4	10
35	SPRING, TRIMMER VALVE, PRIM	23018733	1	2	4	10
37	VALVE, SECOND CLUTCH TRIMMER	23014097	1	2	4	10
40	SPRING, TRIMMER VALVE, PRIM	6839271	1	2	4	10
47	VALVE, FOURTH CLUTCH TRIMMER	23014097	1	2	4	10
61	SCREEN ASSY, GOVERNOR.....	23045247	1	2	4	10
98	VALVE, TRIMMER REGULATOR.....	23017751	1	2	4	10
100	STOP, TRIMMER REGULATOR VALVE.....	23017752	1	2	4	10

** SERVICED ONLY AS DETAIL PARTS -NOT AVAILABLE AS AN ASSEMBLY

GROUP FB
 CONTROL VALVE, FIGURE 17
 1900-2050 ENGINE RPM GOVERNED SPEED-CHC II
 SAME AS GROUP DU, EXCEPT FOR PARTS LISTED BELOW

REF NO	NOMENCLATURE	PART NO	REQ	RECOMMENDED SPARES FOR UNITS		
				1-25	26-50	51-200
1	VALVE ASSY, CONTROL, NOT SERVICED AS AN ASSEMBLY, 23040799 **		1			
	ORDER DETAIL PARTS.					
17	BODY, MODULATOR PRESSURE VALVE.....	23015348	1	1	2	5
25	PLATE, SEPARATOR	23045263	1	1	2	5
26	BODY, CONTROL VALVE.	23018858	1	1	2	3
27	VALVE, THIRD CLUTCH TRIMMER	23014097	1	2	4	10
32	VALVE, FIRST AND REVERSE CLUTCH TRIMMER.....	23014097	1	2	4	10
34	SPRING, TRIMMER VALVE, SEC.....	23011985	1	2	4	10
35	SPRING, TRIMMER VALVE, PRIM	23018733	1	2	4	10
37	VALVE, SECOND CLUTCH TRIMMER	23014097	1	2	4	10
47	VALVE, FOURTH CLUTCH TRIMMER	23014097	1	2	4	10
61	SCREEN ASSY, GOVERNOR.	23045247	1	2	4	10
98	VALVE, TRIMMER REGULATOR.....	23017751	1	2	4	10
100	STOP, TRIMMER REGULATOR VALVE.....	23017752	1	2	4	10

** SERVICED ONLY AS DETAIL PARTS---NOT AVAILABLE AS AN ASSEMBLY

ALLISON AUTOMATIC TRANSMISSION HT 700 SERIES PARTS CATALOG

NOTES

LOCKUP CUTOFF CONTROL VALVE ASSEMBLY SECTION

TO FIND DETAIL PARTS FOR YOUR ALLISON AUTOMATIC TRANSMISSION, TURN TO THE GROUP LISTED OPPOSITE THE ASSEMBLY PART NUMBER OF YOUR TRANSMISSION.

A/N*	MODEL	GROUP	A/N*	MODEL	GROUP
6838065	HT 740D	A	6881336	HT 740D	A
6838280	HT 750DRD	A	6881337	HT 740D	A
6839623	HT 750DRD	A	6881338	HT 740D	A
6839922	HT 750DRD	A	6881339	HT 750DRD	A
6839923	HT 750DRD	A	6881340	HT 750DRD	A
6839933	HT 750DRD	A	6881341	HT 750DRD	A
6839924	HT 750DRD	A	6881342	HT 750DRD	A
6880042	HT 750DRD	A	6881343	HT 750DRD	A
6880083	HT 750DRD	A	6881348	HT 740D	A
6880243	HT 750DRD	A	6881349	HT 740D	A
6880284	HT 750DRD	A	6881361	HT 750DRD	A
6880285	HT 750DRD	A	6881420	HT 740D	A
6880363	HT 750DRD	A	6881421	HT 750DRD	A
6880364	HT 750DRD	A	6881430	HT 740D	A
6880393	HT 750DRD	A	6881431	HT 740D	A
6880408	HT 740D	A	6881437	HT 740D	A
6880409	HT 740D	A	6881445	HT 750DRD	A
6880411	HT 750DRD	A	6881447	HT 750DRD	A
6880475	HT 750DRD	A	6881448	HT 750DRD	A
6880748	HT 7500DRD	A	6881452	HT 740D	A
6880803	HT 750DRD	A	6881531	HT 740D	A
6880825	HT 7400	A	6881548	HT 750DRD	A
6880920	HT 750DRD	A	6881655	HT 740D	A
6880930	HT 750DRD	A	6881707	HT 740D	A
6881140	HT 740D	A	6881708	HT 740D	A
6881156	HT 750DRD	A	6881709	HT 7400	A
6881192	HT 750DRD	A	6881710	HT 740D	A
6881267	HT 750DRD	A	6881711	HT 7400D	A
6881268	HT 750DRD	A	6881712	HT 740D	A
6881288	HT 7400D	A	6881713	HT 740D	A
6881309	HT 750DRD	A	6881714	HT 740D	A
6881310	HT 7500DRD	A	6881864	HT 750DRD	A
6881311	HT 750DRD	A	6881865	HT 750DRD	A
6881312	HT 750DRD	A	6881872	HT 7500DRD	A
6881313	HT 750DRD	A	6881873	HT 750DRD	A
6881314	HT 750DRD	A	6881880	HT 750DRD	A
6881315	HT 750DRD	A	6881950	HT 750DRD	A
6881316	HT 7500DRD	A	6881951	HT 750DRD	A
6881317	HT 750DRD	A	6881957	HT 740D	A
6881318	HT 750DRD	A	6882259	HT 750DRD	A
6881319	HT 750DRD	A	6882270	HT 740D	A
6881320	HT 750DRD	A	6882271	HT 7400	A
6881321	HT 750DRD	A	6882298	HT 750DRD	A
6881326	HT 7400	A	6882341	HT 750DRD	A
6881327	HT 740D	A	6882346	HT 740D	A
6881328	HT 7400	A	6882414	HT 740D	A
6881329	HT 740D	A	6882416	HT 740D	A
6881330	HT 7400	A	6882418	HT 7400	A
6881331	HT 740D	A	6882419	HT 740D	A
6881332	HT 7400	A	6882420	HT 740D	A

CONTINUED ON NEXT PAGE

* A/N* - ASSEMBLY NUMBER - FOUND ON YOUR TRANSMISSION NAMEPLATE

LOCKUP CUTOFF CONTROL VALVE ASSEMBLY SECTION

TO FIND DETAIL PARTS FOR YOUR ALLISON AUTOMATIC TRANSMISSION, TURN TO THE GROUP LISTED OPPOSITE THE ASSEMBLY PART NUMBER OF YOUR TRANSMISSION.

A/N*	MODEL	GROUP	A/N*	MODEL	GROUP
6882421	HT 740D	A	6883260	HT 750DRD	A
6882423	HT 740D	A	6883315	HT 740D	A
6882424	HT 740D	A	6883463	HT 750DRD	A
6882425	HT 740D	A	6883509	HT 750DRD	A
6882426	HT 740D	A	6883510	HT 750DRD	A
6882430	HT 740D	A	6883535	HT 750DRD	A
6882432	HT 740D	A	6883597	HT 750DRD	A
6882434	HT 740D	A	6883624	HT 750DRD	A
6882435	HT 740D	A	6883646	HT 750DRD	A
6882439	HT 740D	A	6883699	HT 750DRD	A
6882440	HT 740D	A	6883700	HT 750DRD	A
6882441	HT 740D	A	6883806	HT 740D	A
6882477	HT 750DRD	A	6883822	HT 750DRD	A
6882478	HT 750DRD	A	6883859	HT 750DRD	A
6882479	HT 750DRD	A	6883870	HT 740D	A
6882480	HT 750DRD	A	6883895	HT 740D	A
6882481	HT 750DRD	A	6883913	HT 750DRD	A
6882482	HT 750DRD	A	6883952	HT 750DRD	A
6882483	HT 750DRD	A	6883953	HT 750DRD	A
6882484	HT 750DRD	A	6883975	HT 750DRD	A
6882485	HT 750DRD	A	6884007	HT 750DRD	A
6882486	HT 750DRD	A	6884257	HT 750DRD	A
6882487	HT 750DRD	A	6884288	HT 750DRD	A
6882488	HT 750DRD	A	6884454	HT 750DRD	A
6882489	HT 750DRD	A	6884459	HT 750DRD	A
6882490	HT 750DRD	A	6884460	HT 750DRD	A
6882491	HT 750DRD	A	6884477	HT 750DRD	A
6882492	HT 750DRD	A	6884484	HT 750DRD	A
6882493	HT 750DRD	A	6884509	HT 750DRD	A
6882494	HT 750DRD	A	6884510	HT 750DRD	A
6882495	HT 750DRD	A	6884514	HT 740D	A
6882496	HT 750DRD	A	6884515	HT 740D	A
6882497	HT 750DRD	A	6884516	HT 740D	A
6882498	HT 750DRD	A	6884517	HT 740D	A
6882499	HT 750DRD	A	6884529	HT 740D	A
6882500	HT 750DRD	A	6884530	HT 740D	A
6882501	HT 750DRD	A	6884553	HT 750DRD	A
6882502	HT 750DRD	A	6884554	HT 750DRD	A
6882503	HT 750DRD	A	6884555	HT 750DRD	A
6882504	HT 750DRD	A	6884556	HT 750DRD	A
6882570	HT 750DRD	A	6884557	HT 750DRD	A
6882582	HT 750DRD	A	6884558	HT 750DRD	A
6882695	HT 750DRD	A	6884559	HT 750DRD	A
6883024	HT 750DRD	A	6884560	HT 750DRD	A
6883124	HT 750DRD	A	6884561	HT 750DRD	A
6883154	HT 750DRD	A	6884562	HT 750DRD	A
6883170	HT 750DRD	A	6884563	HT 750DRD	A
6883188	HT 750DRD	A	6884564	HT 750DRD	A
6883191	HT 740D	A	6884565	HT 750DRD	A
6883222	HT 740D	A	6884566	HT 750DRD	A

CONTINUED ON NEXT PAGE

* A/N* - ASSEMBLY NUMBER - FOUND ON YOUR TRANSMISSION NAMEPLATE

LOCKUP CUTOFF CONTROL VALVE ASSEMBLY SECTION
 TO FIND DETAIL PARTS FOR YOUR ALLISON AUTOMATIC TRANSMISSION, TURN TO
 THE GROUP LISTED OPPOSITE THE ASSEMBLY PART NUMBER OF YOUR TRANSMISSION.

A/N*	MODEL	GROUP	A/N*	MODEL	GROUP
6884567	HT 750DRD	A	6885425	HT 750DRD	A
6884568	HT 750DRD	A	6885491	HT 740D	A
6884569	HT 750DRD	A	6885493	HT 750DRD	A
6884571	HT 750DRD	A	6885524	HT 740D	A
6884572	HT 750DRD	A	6885532	HT 740D	A
6884573	HT 750DRD	A	6885544	HT 740D	A
6884574	HT 750DRD	A	6885560	HT 750DRD	A
6884575	HT 750DRD	A	6885561	HT 750DRD	A
6884686	HT 750DRD	A	6885562	HT 750DRD	A
6884687	HT 750DRD	A	6885565	HT 740D	A
6884695	HT 750DRD	A	6885576	HT 740D	A
6884726	HT 750DRD	A	6885579	HT 740D	A
6884796	HT 750DRD	A	6885580	HT 740D	A
6885200	HT 750DRD	A	6885587	HT 740D	A
6885209	HT 750DRD	A	6885588	HT 740D	A
6885214	HT 750DRD	A	6885589	HT 740D	A
6885237	HT 750DRD	A	6885597	HT 750DRD	A
6885238	HT 750DRD	A	6885598	HT 750DRD	A
6885240	HT 750DRD	A	6885599	HT 750DRD	A
6885249	HT 750DRD	A	6885600	HT 750DRD	A
6885260	HT 750DRD	A	6885601	HT 750DRD	A
6885263	HT 750DRD	A	6885602	HT 750DRD	A
6885264	HT 750DRD	A	6885603	HT 750DRD	A
6885270	HT 750DRD	A	6885604	HT 750DRD	A
6885274	HT 750DRD	A	6885605	HT 750DRD	A
6885285	HT 740D	A	6885606	HT 750DRD	A
6885286	HT 740D	A	6885607	HT 750DRD	A
6885295	HT 750DRD	A	6885608	HT 750DRD	A
6885312	HT 750DRD	A	6885609	HT 750DRD	A
6885313	HT 750DRD	A	6885610	HT 750DRD	A
6885324	HT 750DRD	A	6885611	HT 750DRD	A
6885329	HT 740D	A	6885612	HT 750DRD	A
6885334	HT 750DRD	A	6885613	HT 750DRD	A
6885335	HT 750DRD	A	6885614	HT 750DRD	A
6885336	HT 750DRD	A	6885615	HT 750DRD	A
6885337	HT 750DRD	A	6885648	HT 750DRD	A
6885338	HT 750DRD	A	6885652	HT 750DRD	A
6885345	HT 740D	A	23010728	HT 750DRD	A
6885356	HT 740D	A	23010781	HT 750DRD	A
6885369	HT 750DRD	A	23010789	HT 750DRD	A
6885376	HT 750DRD	A	23010802	HT 750DRD	A
6885377	HT 750DRD	A	23010803	HT 750DRD DB	A
6885379	HT 750DRD	A	23010813	HT 740D	A
6885380	HT 750DRD	A	23010832	HT 750DRD DB	A
6885381	HT 750DRD	A	23010833	HT 750DRD DB	A
6885382	HT 750DRD	A	23010842	HT 750DRD DB	A
6885383	HT 750DRD	A	23010844	HT 740D	A
6885398	HT 750DRD	A	23010845	HT 740D	A
6885409	HT 750DRD	A	23010846	HT 750DRD	A
6885424	HT 750DRD	A	23010863	HT 740D	A

CONTINUED ON NEXT PAGE

* A/N* - ASSEMBLY NUMBER - FOUND ON YOUR TRANSMISSION NAMEPLATE

LOCKUP CUTOFF CONTROL VALVE ASSEMBLY SECTION

TO FIND DETAIL PARTS FOR YOUR ALLISON AUTOMATIC TRANSMISSION, TURN TO THE GROUP LISTED OPPOSITE THE ASSEMBLY PART NUMBER OF YOUR TRANSMISSION.

A/N*	MODEL	GROUP	A/N*	MODEL	GROUP
23010865	HT 750DRD DB	A	23012050	HT 750DRD DB	A
23010867	HT 750DRD	A	23012088	HT 7400D	A
23010870	HT 750DRD	A	23012095	HT 750DRD	A
23010873	HT 740D	A	23012096	HT 750DRD DB	A
23010879	HT 750DRD	A	23012097	HT 750DRD DB	A
23010880	HT 750DRD	A	23012098	HT 750DRD D8	A
23010885	HT 750DRD	A	23012099	HT 750DRD DB	A
23010886	HT 750DRD	A	23012110	HT 750DRD	A
23010888	HT 750DRD	A	23012135	HT 740D	A
23010898	HT 750DRD	A	23012139	HT 750DRD	A
23010899	HT 750DRD	A	23012246	HT 750DRD	A
23010901	HT 740D	A	23012256	HT 750DRD DB	A
23010902	HT 740D	A	23012259	HT 750DRD	A
23010905	HT 750DRD	A	23012327	HT 740D	A
23010906	HT 750DRD	A	23012363	HT 750DRD	A
23010923	HT 750DRD	A	23012364	HT 750DRD	A
23010935	HT 750DRD	A	23012421	HT 750DRD	A
23010958	HT 750DRD	A	23012427	HT 750DRD	A
23010965	HT 750DRD	A	23012450	HT 750DRD	A
23010966	HT 750DRD	A	23012474	HT 7400D	A
23010967	HT 750DRD	A	23012504	HT 750DRD	A
23010968	HT 750DRD	A	23012589	HT 750DRD	A
23010969	HT 740D	A	23012590	HT 750DRD	A
23010976	HT 750DRD	A	23012591	HT 740D	A
23010977	HT 750DRD	A	23012595	HT 750DRD DB	A
23010989	HT 740D	A	23012649	HT 740D	A
23011306	HT 750DRD	A	23012684	HT 750DRD	A
23011309	HT 750DRD	A	23012698	HT 750DRD	A
23011335	HT 750DRD	A	23012699	HT 750DRD	A
23011341	HT 750DRD	A	23012700	HT 750DRD	A
23011394	HT 750DRD	A	23012745	HT 750DRD	A
23011396	HT 750DRI	A	23014331	HT 740D	A
23011405	HT 750DRD	A	23014333	HT 750DRD	A
23011412	HT 750DRD	A	23014344	HT 750DRD	A
23011413	HT 740D	A	23014424	HT 750DRD DB	A
23011427	HT 750DRD	A	23014435	HT 740D	A
23011428	HT 750DRD	A	23014445	HT 750DRD	A
23011434	HT 750DRD	A	23014463	HT 750DRD	A
23011435	HT 750DRD	A	23014477	HT 740D	A
23011438	HT 750DRD	A	23014478	HT 740D	A
23011447	HT 750DRD	A	23014498	HT 740D	A
23011509	HT 750DRD	A	23014499	HT 750DRD	A
23011510	HT 750DRD	A	23014502	HT 750ODRD	A
23011566	HT 750DRD	A	23014505	HT 750DRD	A
23011567	HT 750DRD DB	A	23014508	HT 750DRD	A
23011588	HT 750DRD	A	23014526	HT 750DRD	A
23011589	HT 750DRD	A	23014530	HT 750DRD	A
23011850	HT 750DRD	A	23014539	HT 7400D	A
23011852	HT 740D	A	23014541	HT 750DRD	A
23012022	HT 750DRD DB	A	23014645	HT 740D	A

CONTINUED ON NEXT PAGE

* A/N* - ASSEMBLY NUMBER - FOUND ON YOUR TRANSMISSION NAMEPLATE

LOCKUP CUTOFF CONTROL VALVE ASSEMBLY SECTION

TO FIND DETAIL PARTS FOR YOUR ALLISON AUTOMATIC TRANSMISSION, TURN TO THE GROUP LISTED OPPOSITE THE ASSEMBLY PART NUMBER OF YOUR TRANSMISSION.

A/N*	MODEL	GROUP	A/N*	MODEL	GROUP
23014654	HT 750DRD	A	23019261	HT 7400	A
23014661	HT 750DRD	A	23019262	HT 7400	A
23014670	HT 750DRD	A	23019263	HT 7400	A
23014913	HT 750DRD	A	23019264	HT 7400D	A
23014929	HT 750DRD	A	23019265	HT 740D	A
23014937	HT 7470D	A	23019266	HT 7400	A
23014941	HT 7470	A	23019267	HT 7400	A
23014964	HT 7470	A	23019268	HT 7400	A
23015010	HT 750DRD	A	23019269	HT 7400	A
23015032	HT 750DRD	A	23019270	HT 7400	A
25015137	HT 750DRD	A	25019271	HT 7400D	A
23015142	HT 740D	A	25019272	HT 7400	A
25015153	HT 750DRD	A	23019273	HT 7400D	A
23015177	HT 7470	A	25019274	HT 740D	A
23015199	HT 750DRD DB	A	23019275	HT 7400	A
23015206	HT 750DRD	A	23019276	HT 7400	A
23015215	HT 750DRD	A	23019277	HT 740FS	A
23015248	HT 750DRD	A	23019278	HT 7400	A
23015251	HT 750ORD	A	23019279	HT 7400D	A
23019050	HT 7400	A	23019313	HT 740FS	A
23019052	HT 7470	A	23019314	HT 7400D	A
23019099	HT 750DRD	A	23019330	HT 750DRD	A
25019100	HT 750DRD	A	23019338	HT 750ORD	A
23019107	HT 750DRD	A	23019344	HT 747D	A
23019149	HT 750DR0	A	23019350	HT 747D	A
23019168	HT 750DRD	A	23019605	HT 7400	A
23019174	HT 7400	A	23019647	HT 7400	A
23019175	HT 7400	A	23019658	HT 7400	A
23019176	HT 7400	A	23019760	HT 7400	A
23019177	HT 7400	A	23019761	HT 7400	A
23019178	HT 740D	A	23019762	HT 7400	A
23019179	HT 7400	A	23019803	HT 7400D	A
23019180	HT 7400	A	23019811	HT 750DRD	A
23019181	HT 747D	A	23019812	HT 750DRD	A
23019182	HT 7470	A	23019823	HT 7400D	A
23019183	HT 7470	A	23019824	HT 7400	A
23019184	HT 7470	A	23019825	HT 7470	A
23019185	HT 7470	A	23019842	HT 7471)	A
23019186	HT 7400	A	23019843	HT 747D	A
23019187	HT 7470	A	23019989	HT 7470	A
23019199	HT 7400	A	23019990	HT 7470	A
23019203	HT 750DRD	A	23040190	HT 750ORD	A
23019204	HT 7400	A	23040209	HT 7470	A
23019252	HT 7400	A	23040217	HT 750DRD DB	A
23019255	HT 740D	A	23040241	HT 7400	A
23019256	HT 7400	A	23040420	HT 7400	A
23019257	HT 7400	A	23040430	HT 7470	A
23019258	HT 7400	A	23040433	HT 7400	A
23019259	HT 7400	A	23040452	HT 7400	A
23019260	HT 7400	A	23040550	HT 750DRD	A

CONTINUED ON NEXT PAGE

* A/N* - ASSEMBLY NUMBER - FOUND ON YOUR TRANSMISSION NAMEPLATE

LOCKUP CUTOFF CONTROL VALVE ASSEMBLY SECTION

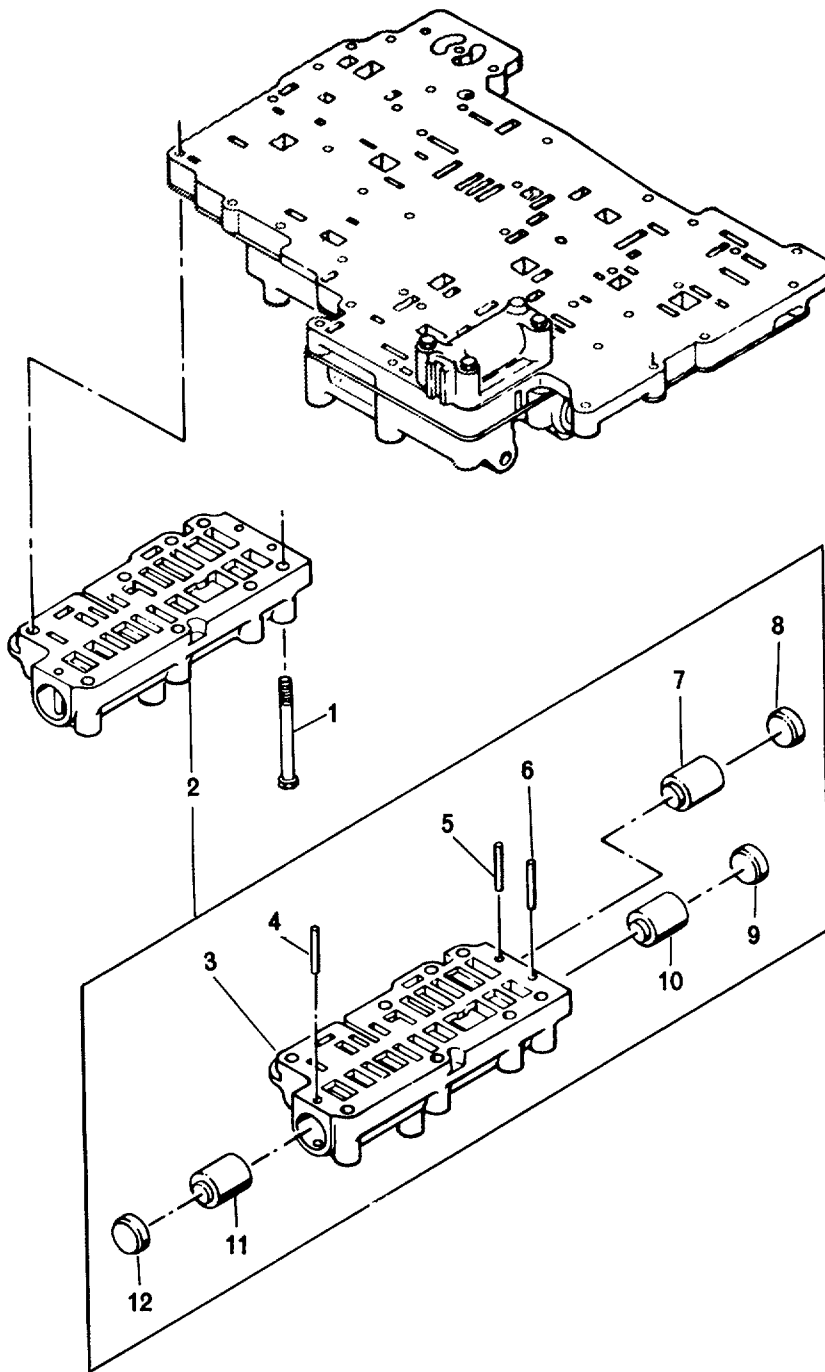
TO FIND DETAIL PARTS FOR YOUR ALLISON AUTOMATIC TRANSMISSION, TURN TO THE GROUP LISTED OPPOSITE THE ASSEMBLY PART NUMBER OF YOUR TRANSMISSION.

A/N*	MODEL	GROUP	A/N*	MODEL	GROUP
23040634	HT 750DR0	A	23040804	HT 740D	A
23040635	HT 7400	A	23040805	HT 740D	A
23040636	HT 7400	A	23040821	HT 750DRD	A
23040638	HT 7400	A	23040822	HT 740D	A
23040652	HT 7400	A	23040823	HT 7400	A
23040659	HT 750DRD	A	23040836	HT 750DRD	A
23040665	HT 750DRD	A	23040840	HT 740D	A
23040672	HT 750ORD	A	23040899	HT 740D	A
23040673	HT 740D	A	23040900	HT 740D	A
23040718	HT 750DRD	A	23040901	HT 740D	A
23040721	HT 7470	A	23040902	HT 740D	A
23040722	HT 747D	A	23040931	HT 740D	A
23040791	HT 740D	A	23040978	HT 750DRD	A
23040792	HT 747D	A	23041021	HT 740D	A
23040797	HT 7470	A	23041024	HT 750DRD	A
23040798	HT 747D	A			

* - A/N* - ASSEMBLY NUMBER - FOUND ON YOUR TRANSMISSION NAMEPLATE

ALLISON AUTOMATIC TRANSMISSION HT 700 SERIES PARTS CATALOG

NOTES



9212C

FIG. 18. LOCKUP CUTOFF CONTROL ASSEMBLY

GROUP A
 LOCKUP CUTOFF CONTROL VALVE ASSEMBLY, FIGURE 18

REF NO	NOMENCLATURE	PART NO	REQ	RECOMMENDED SPARES FOR UNITS		
				1-25	26-50	51-200
1	BOLT, HX HD, 1/4-20 X 3.....	454818	8	2	4	8
2	VALVE BODY ASSY, LOCKUP CUTOFF.....	6881719	1	1	2	4
3	BODY, VALVE, LOCKUP CUTOFF	6881720	1	1	2	4
4	PIN, RETAINER.....	9423346	1	2	4	8
5	PIN, RETAINER.....	9423346	1	2	4	8
6	PIN, RETAINER.....	9423346	1	2	4	8
7	VALVE, THIRD AND FOURTH CLUTCH LOCKUP CUTOFF .	6834407	1	2	4	8
8	PLUG, VALVE.....	6834509	1	2	4	8
9	PLUG, VALVE.....	6834509	1	2	4	8
10	VALVE, FIRST CLUTCH LOCKUP CUTOFF	6834407	1	2	4	8
11	VALVE, SECOND CLUTCH LOCKUP CUTOFF	6834407	1	2	4	8
12	PLUG, VALVE.....	6834509	1	2	4	8

ALLISON AUTOMATIC TRANSMISSION HT 700 SERIES PARTS CATALOG

NOTES

LOW SHIFT AND LOW TRIMMER VALVE ASSEMBLIES SECTION

TO FIND DETAIL PARTS FOR YOUR ALLISON AUTOMATIC TRANSMISSION, TURN TO THE GROUP LISTED OPPOSITE THE ASSEMBLY PART NUMBER OF YOUR TRANSMISSION.

A/N*	MODEL	GROUP	A/N*	MODEL	GROUP
6838280	HT 750DRD	A	6880740	HT 750CRD	B
6838282	HT 750CRD	B	6880748	HT 750DRD	L
6838355	HT 750DRD	A	6880803	HT 750DRD	L
6839073	HT 750CRD	B	6880871	HT 750CRD	E
6839074	HT 750CRD	B	6880910	HT 750CRD	D
6839246	HT 750CRD	B	6880919	HT 750CRD	E
6839411	HT 750CRD	B	6880920	HT 750DRD	A
6839441	HT 750CRD	B	6880930	HT 750DRD	A
6839474	HT 750DRD	C	6880968	HT 750DRD	A
6839475	HT 750DRD	N	6880969	HT 750CRD	B
6839498	HT 750CRD	D	6881120	HT 750CRD	B
6839500	HT 750DRD	A	6881151	HT 750CRD	B
6839518	HT 750CRD	B	6881156	HT 750DRD	A
6839590	HT 750CRD	B	6881167	HT 750CRD	D
6839596	HT 750DRD	L	6881168	HT 750CRD	E
6839623	HT 750DRD	A	6881169	HT 750CRD	E
6839668	HT 750DRD	A	6881192	HT 750DRD	A
6839669	HT 750DRD	A	6881197	HT 750CRD	B
6839670	HT 750DRD	A	6881202	HT 750CRD	E
6839750	HT 750CRD	E	6881203	HT 750CRD	B
6839823	HT 750CRD	B	6881204	HT 750CRD	B
6839922	HT 750DRD	A	6881205	HT 750CRD	E
6839923	HT 750DRD	A	6881267	HT 750DRD	A
6839924	HT 750DRD	L	6881268	HT 750DRD	A
6839932	HT 750CRD	D	6881292	HT 750CRD	B
6839933	HT 750DRD	A	**6881292B	HT 750CRD	B
6880041	HT 750CRD	E	6881293	HT 750CRD	B
6880042	HT 750DRD	A	6881294	HT 750CRD	B
6880047	HT 750CRD	E	6881295	HT 750CRD	E
6880081	HT 750CRD	E	**6881295B	HT 750CRD	E
6880083	HT 750DRD	C	6881296	HT 750CRD	D
6880182	HT 750CRD	E	**68812968	HT 750CRD	D
6880243	HT 750DRD	A	6881297	HT 750CRD	E
6880248	HT 750CRD	B	**68812978	HT 750CRD	E
6880275	HT 750CRD	E	6881299	HT 750CRD	E
6880284	HT 750DRD	A	6881300	HT 750CRD	B
6880285	HT 750DRD	C	6881301	HT 750CRD	B
6880363	HT 750DRD	A	6881302	HT 750CRD	B
6880364	HT 750DRD	A	**68813028	HT 750CRD	B
6880393	HT 750DRD	N	6881303	HT 750CRD	E
6880396	HT 750CRD	B	**68813038	HT 750CRD	E
6880411	HT 750DRD	N	6881304	HT 750CRD	B
6880447	HT 750CRD	B	6881305	HT 750CRD	E
6880475	HT 750DRD	A	6881306	HT 750CRD	B
6880485	HT 750CRD	B	6881307	HT 750DRD	L
6880688	HT 750CRD	B	6881308	HT 750DRD	A
6880712	HT 750CRD	B	6881309	HT 750DRD	A
6880722	HT 750CRD	E	6881310	HT 750DRD	A
6880738	HT 750CRD	B	6881311	HT 750DRD	L
6880739	HT 750CRD	D	6881312	HT 750DRD	A

CONTINUED ON NEXT PAGE

* - A/N* - ASSEMBLY NUMBER - FOUND ON YOUR TRANSMISSION NAMEPLATE

** SEE SPI 15TR75

LOW SHIFT AND LOW TRIMMER VALVE ASSEMBLIES SECTION

TO FIND DETAIL PARTS FOR YOUR ALLISON AUTOMATIC TRANSMISSION, TURN TO THE GROUP LISTED OPPOSITE THE ASSEMBLY PART NUMBER OF YOUR TRANSMISSION.

A/N*	MODEL	GROUP	A/N*	MODEL	GROUP
6881313	HT 750DRD	A	6882189	HT 750CRD	B
6881314	HT 750DRD	A	6882259	HT 750DRD	L
6881315	HT 750DRD	C	6882276	HT 750CRD	B
6881316	HT 750DRD	A	6882277	HT 750CRD	B
6881317	HT 750DRD	L	6882278	HT 750CRD	E
6881318	HT 750DRD	A	6882279	HT 750CRD	E
6881319	HT 750DRD	A	6882280	HT 750CRD	D
6881320	HT 750DRD	N	6882281	HT 750CRD	E
6881321	HT 750DRD	A	6882298	HT 750DRD	A
6881339	HT 750DRD	A	6882329	HT 750CRD	B
6881340	HT 750DRD	A	6882340	HT 750CRD	B
6881341	HT 750DRD	A	6882341	HT 750DRD	A
6881342	HT 750DRD	C	6882455	HT 750CRD	G
6881343	HT 750DRD	N	6882456	HT 750CRD	G
6881344	HT 750CRD	B	6882457	HT 750CRD	G
6881345	HT 750CRD	D	6882458	HT 750CRD	G
6881346	HT 750CRD	E	6882459	HT 750CRD	G
6881347	HT 750CRD	D	6882460	HT 750CRD	H
6881361	HT 750DRD	A	6882461	HT 750CRD	J
6881408	HT 750CRD	B	6882462	HT 750CRD	H
6881421	HT 750DRD	L	6882463	HT 750CRD	H
6881445	HT 750DRD	L	6882464	HT 750CRD	H
6881447	HT 750DRD	L	6882465	HT 750CRD	G
6881448	HT 750DRD	A	6882466	HT 750CRD	G
6881449	HT 750CRD	B	6882467	HT 750CRD	G
6881453	HT 750CRD	B	6882468	HT 750CRD	G
6881532	HT 750DRD	A	6882469	HT 750CRD	H
6881548	HT 750DRD	A	6882470	HT 750CRD	H
6881864	HT 750DRD	A	6882471	HT 750CRD	G
6881865	HT 750DRD	L	6882472	HT 750CRD	J
6881872	HT 750DRD	L	6882473	HT 750CRD	G
6881873	HT 750DRD	A	6882474	HT 750CRD	G
6881880	HT 750DRD	A	6882475	HT 750CRD	H
6881890	HT 750CRD	B	6882476	HT 750CRD	J
6881950	HT 750DRD	A	6882477	HT 750DRD	F
6881951	HT 750DRD	A	6882478	HT 750DRD	M
6881957	HT 750DRD	A	6882479	HT 750DRD	F
6882094	HT 750CRD	E	6882480	HT 750DRD	F
6882159	HT 750CRD	B	6882481	HT 750DRD	F
6882161	HT 750DRD	A	6882482	HT 750DRD	F
6882179	HT 750CRD	B	6882483	HT 750DRD	M
6882180	HT 750CRD	E	6882484	HT 750DRD	F
6882181	HT 750CRD	D	6882485	HT 750DRD	F
6882182	HT 750CRD	E	6882486	HT 750DRD	K
6882183	HT 750CRD	E	6882487	HT 750DRD	F
6882184	HT 750CRD	B	6882488	HT 750DRD	F
6882185	HT 750CRD	E	6882489	HT 750DRD	F
6882186	HT 750CRD	E	6882490	HT 750DRD	F
6882187	HT 750CRD	B	6882491	HT 750DRD	K
6882188	HT 750CRD	B	6882492	HT 750DRD	F

CONTINUED ON NEXT PAGE

A/N* - ASSEMBLY NUMBER - FOUND ON YOUR TRANSMISSION NAMEPLATE

LOW SHIFT AND LOW TRIMMER VALVE ASSEMBLIES SECTION
 TO FIND DETAIL PARTS FOR YOUR ALLISON AUTOMATIC TRANSMISSION, TURN TO
 THE GROUP LISTED OPPOSITE THE ASSEMBLY PART NUMBER OF YOUR TRANSMISSION.

A/N*	MODEL	GROUP	A/N*	MODEL	GROUP
6882493	HT 750DRD	J	6883973	HT 750CRD	E
6882494	HT 750DRD	F	6883975	HT 750CRD	F
6882495	HT 750DRD	L	6884007	HT 750DRD	F
6882496	HT 750DRD	J	6884091	HT 750CRD	E
6882497	HT 750DRD	L	6884119	HT 750CRD	B
6882498	HT 750DRD	J	6884123	HT 750CRD	B
6882499	HT 750DRD	F	6884124	HT 750CRD	B
6882500	HT 750DRD	F	6884125	HT 750CRD	B
6882501	HT 750DRD	F	6884194	HT 750CRD	B
6882502	HT 750DRD	J	6884195	HT 750CRD	E
6882503	HT 750DRD	J	6884257	HT 750DRD	F
6882504	HT 750DRD	F	6884267	HT 750CRD	D
6882547	HT 750DRD	A	6884288	HT 750DRD	F
6882568	HT 750CRD	B	6884452	HT 750CRD	B
6882570	HT 750DRD	A	6884453	HT 750CRD	E
6882695	HT 750DRD	F	6884454	HT 750DRD	F
6883024	HT 750DRD	F	6884459	HT 750DRD	J
6883043	HT 750CRD	B	6884460	HT 750DRD	F
6883077	HT 750DRD	A	6884476	HT 750CRD	B
6883122	HT 750CRD	E	6884477	HT 750DRD	F
6883124	HT 750DRD	A	6884484	HT 750DRD	K
6883154	HT 750DRD	F	6884509	HT 750DRD	F
6883170	HT 750DRD	F	6884510	HT 750DRD	F
6883188	HT 750DRD	F	6884511	HT 750CRD	E
6883260	HT 750DRD	F	6884512	HT 750CRD	E
6883316	HT 750CRD	E	6884541	HT 750CRD	D
6883329	HT 750CRD	B	6884542	HT 750CRD	B
6883463	HT 750DRD	F	6884543	HT 750CRD	B
6883509	HT 750DRD	F	6884544	HT 750CRD	B
6883510	HT 750DRD	F	6884545	HT 750CRD	E
6883535	HT 750DRD	F	6884546	HT 750CRD	B
6883597	HT 750DRD	F	6884547	HT 750CRD	B
6883624	HT 750DRD	F	6884548	HT 750CRD	B
6883626	HT 750CRD	B	6884549	HT 750CRD	B
6883646	HT 750DRD	F	6884550	HT 750CRD	B
6883653	HT 750CRD	B	6884551	HT 750CRD	E
6883654	HT 750CRD	B	6884552	HT 750CRD	E
6883664	HT 750CRD	B	6884553	HT 750DRD	F
6883699	HT 750DRD	F	6884554	HT 750DRD	F
6883700	HT 750DRD	A	6884555	HT 750DRD	J
6883807	HT 750CRD	B	6884556	HT 750DRD	F
6883822	HT 750DRD	F	6884557	HT 750DRD	G
6883859	HT 750DRD	F	6884558	HT 750DRD	F
6883907	HT 750CRD	B	6884559	HT 750DRD	F
6883911	HT 750CRD	B	6884560	HT 750DRD	G
6883913	HT 750DRD	F	6884561	HT 750DRD	F
6883934	HT 750CRD	B	6884562	HT 750DRD	F
6883952	HT 750DRD	F	6884563	HT 750DRD	L
6883953	HT 750DRD	F	6884564	HT 750DRD	L
6883972	HT 750CRD	E	6884565	HT 750DRD	F

CONTINUED ON NEXT PAGE

* - A/N* - ASSEMBLY NUMBER - FOUND ON YOUR TRANSMISSION NAMEPLATE

LOW SHIFT AND LOW TRIMMER VALVE ASSEMBLIES SECTION
 TO FIND DETAIL PARTS FOR YOUR ALLISON AUTOMATIC TRANSMISSION, TURN TO
 THE GROUP LISTED OPPOSITE THE ASSEMBLY PART NUMBER OF YOUR TRANSMISSION.

A/N*	MODEL	GROUP	A/N*	MODEL	GROUP
6884566	HT 750DRD	J	6885376	HT 750DRD	F
6884567	HT 750DRD	J	6885377	HT 750DRD	F
6884568	HT 750DRD	F	6885379	HT 750DRD	F
6884569	HT 750DRD	F	6885380	HT 750DRD	F
6884571	HT 750DRD	F	6885381	HT 750DRD	F
6884572	HT 750DRD	F	6885382	HT 750DRD	F
6884573	HT 750DRD	F	6885383	HT 750DRD	F
6884574	HT 750DRD	F	6885398	HT 750DRD	F
6884575	HT 750DRD	F	6885409	HT 750DRD	F
6884591	HT 750CRD	E	6885416	HT 750CRD	B
6884686	HT 750DRD	F	6885424	HT 750DRD	F
6884687	HT 750DRD	F	6885425	HT 750DRD	F
6884695	HT 750DRD	F	6885426	HT 754CRD	E
6884697	HT 750DRD	B	6885459	HT 754CRD	E
6884726	HT 750DRD	F	6885464	HT 750CRD	B
6884796	HT 750CRD	F	6885493	HT 750DRD	F
6885200	HT 750DRD	F	6885511	HT 750CRD	E
6885201	HT 750CRD	B	6885516	HT 754CRD	M
6885209	HT 750DRD	F	6885517	HT 754CRD	M
6885214	HT 750DRD	J	6885542	HT 754CRD	E
6885237	HT 750DRD	F	6885560	HT 750DRD	F
6885238	HT 750DRD	F	6885561	HT 750DRD	F
6885240	HT 750DRD	F	6885562	HT 750DRD	F
6885248	HT 750CRD	E	6885563	HT 754CRD	E
6885249	HT 750DRD	F	6885564	HT 754CRD	E
6885260	HT 750DRD	F	6885573	HT 750CRD	B
6885263	HT 750DRD	F	6885590	HT 754CRD	E
6885264	HT 750DRD	F	6885591	HT 754CRD	E
6885265	HT 750CRD	E	6885592	HT 754CRD	M
6885266	HT 750CRD	B	6885593	HT 754CRD	E
6885270	HT 750DRD	F	6885594	HT 754CRD	E
6885273	HT 754CRD	E	6885595	HT 754CRD	M
6885274	HT 750DRD	F	6885596	HT 754CRD	M
6885276	HT 750CRD	B	6885597	HT 750DRD	F
6885279	HT 750CRD	E	6885598	HT 750DRD	F
6885295	HT 750DRD	F	6885599	HT 750DRD	F
6885296	HT 750CRD	B	6885600	HT 750DRD	G
6885297	HT 750CRD	B	6885601	HT 750DRD	F
6885312	HT 750DRD	J	6885602	HT 750DRD	F
6885313	HT 750DRD	F	6885603	HT 750DRD	F
6885323	HT 750CRD	E	6885604	HT 750DRD	L
6885324	HT 750DRD	F	6885605	HT 750DRD	J
6885334	HT 750DRD	F	6885606	HT 750DRD	F
6885335	HT 750DRD	F	6885607	HT 750DRD	F
6885336	HT 750DRD	H	6885608	HT 750DRD	F
6885337	HT 750DRD	F	6885609	HT 750DRD	F
6885338	HT 750DRD	F	6885610	HT 750DRD	F
6885344	HT 750CRD	E	6885611	HT 750DRD	F
6885369	HT 750DRD	J	6885612	HT 750DRD	F
6885372	HT 754CRD	E	6885613	HT 750DRD	H

CONTINUED ON NEXT PAGE

* - A/N* - ASSEMBLY NUMBER - FOUND ON YOUR TRANSMISSION NAMEPLATE

LOW SHIFT AND LOW TRIMMER VALVE ASSEMBLIES SECTION
 TO FIND DETAIL PARTS FOR YOUR ALLISON AUTOMATIC TRANSMISSION, TURN TO
 THE GROUP LISTED' OPPOSITE THE ASSEMBLY PART NUMBER OF YOUR TRANSMISSION.

A/N*	MODEL	GROUP	A/N*	MODEL	GROUP
6885614	HT 750DRD	F	23010966	HT 750DRD	F
6885615	HT 750DRD	F	23010967	HT 750DRD	G
6885648	HT 750DRD	F	23010968	HT 750DRD	G
6885650	HT 754CRD	E	23010976	HT 750DRD	F
6885652	HT 750DRD	F	23010977	HT 750DRD	F
6885682	HT 750CRD	B	23011306	HT 750DRD	F
23010728	HT 750DRD	F	23011309	HT 750DRD	F
23010777	HT 750CRD	B	23011334	HT 754CRD	E
23010781	HT 750DRD	F	23011335	HT 750DRD	H
23010783	HT 750CRD	B	23011341	HT 750DRD	F
23010786	HT 750CRD	B	23011389	HT 754CRD	E
23010789	HT 750DRD	F	23011394	HT 750DRD	F
23010790	HT 750CRD	B	23011396	HT 750DRI	F
23010798	HT 750CRD	B	23011405	HT 750DRD	F
23010802	HT 750DRD	J	23011412	HT 750DRD	F
23010803	HT 750DRD DB	F	23011427	HT 750DRD	F
23010832	HT 750DRD DB	F	23011428	HT 750DRD	G
23010833	HT 750DRD DB	F	23011430	HT 754CRD	E
23010837	HT 754CRD	E	23011432	HT 754CRD	N
23010842	HT 750DRD DB	F	23011434	HT 750DRD	F
23010846	HT 750DRD	F	23011435	HT 750DRD	F
23010864	HT 754CRD	E	23011438	HT 750DRD	F
23010865	HT 750DRD DB	F	23011447	HT 750DRD	F
23010867	HT 750DRD	F	23011459	HT 754CRD	E
23010870	HT 750DRD	F	23011506	HT 754CRD	M
23010877	HT 754CRD	E	23011508	HT 754CRD	M
23010878	HT 754CRD	E	23011509	HT 750DRD	F
23010879	H1 750DRD	J	23011510	HT 750DRD	F
23010880	HT 750DRD	F	23011532	HT 754CRD	M
23010883	HT 754CRD	N	23011566	HT 750DRD	L
23010884	HT 754CRD	E	23011567	HT 750DRD DB	F
23010885	HT 750DRD	F	23011569	HT 754CRD	E
23010886	HT 750DRD	F	23011513	HT 754CRD	E
23010887	HT 754CRD	E	23011587	HT 754CRD	E
23010888	HT 750DRD	F	23011588	HT 750DRD	A
23010889	HT 754CRD	E	23011589	HT 750DRD	A
23010898	HT 750DRD	G	23011592	HT 754CRD	M
23010899	HT 750DRD	L	23011850	HT 750DRD	F
23010905	HT 750DRD	F	23012022	HT 750DRD DB	F
23010906	HT 750DRD	F	23012050	HT 750DRD	F
23010921	HT 750CRD	E	23012069	HT 754CRD	E
23010922	HT 754CRD	M	23012087	HT 754CRD	E
23010923	HT 750DRD	J	23012095	HT 750DRD	F
23010935	HT 750DRD	F	23012096	HT 750DRD DB	F
23010937	HT 754CRD	E	23012097	HT 750DRD DB	F
23010938	HT 754CRD	M	23012098	HT 750DRD DB	F
23010939	HT 754CRD	M	23012099	HT 750DRD DB	F
23010940	HT 754CRD	E	23012110	HT 750DRD	F
23010958	HT 750DRD	F	23012139	HT 750DRD	F
23010965	HT 750DRD	F	23012141	HT 754CRD	M

CONTINUED ON NEXT PAGE

* - A/N* - ASSEMBLY NUMBER - FOUND ON YOUR TRANSMISSION NAMEPLATE

LOW SHIFT AND LOW TRIMMER VALVE ASSEMBLIES SECTION
 TO FIND DETAIL PARTS FOR YOUR ALLISON AUTOMATIC TRANSMISSION, TURN TO
 THE GROUP LISTED OPPOSITE THE ASSEMBLY PART NUMBER OF YOUR TRANSMISSION.

A/N*	MODEL	GROUP	A/N*	MODEL	GROUP
23012171	HT 754CRD	E	23014545	HT 754CRD	M
23012172	HT 754CRD	E	23014587	HT 754CRD	E
23012193	HT 754CRD	M	23014588	HT 754CRD	E
23012200	HT 754CRD	E	23014643	HT 754CRD	M
23012220	HT 754CRD	E	23014654	HT 7500DRD	F
23012246	HT 750DRD	F	23014661	HT 750DRD	F
23012256	HT 750DRD DB	F	23014670	HT 750DRD	F
23012259	HT 750DRD	F	23014684	HT 754CRD	M
23012315	HT 754CRD	E	23014691	HT 754CRD	E
23012316	HT 754CRD	E	23014700	HT 754CRD	E
23012327	HT 740D	F	23014913	HT 750DRD	F
23012363	HT 750DRDO	L	23014929	HT 750DRD	F
23012364	HT 750DRD	F	23014990	HT 754CRD	M
23012381	HT 754CRD	M	23015009	HT 754CRD	M
23012421	HT 750DRD	F	25015010	HT 750DRD	F
23012427	HT 750DRD	F	23015028	HT 754CRD	E
23012450	HT 750DRD	G	23015032	HT 750DRD	F
23012503	HT 754CRD	M	23015066	HT 754CRD	M
23012504	HT 750DRD	F	23015137	HT 750DRD	F
23012589	HT 750DRO	F	23015153	HT 750DRD	F
23012590	HT 750DRD	F	23015199	HT 750DRD DB	F
23012595	HT 750DRD DB	F	23015206	HT 750DRD	F
23012684	HT 750DRD	F	23015215	HT 750DRD	F
23012690	HT 754CRD	M	23015216	HT 754CRD	M
23012698	HT 750DRD	F	23015222	HT 754CRD	M
23012699	HT 750DRD	F	23015248	HT 750DRD	F
23012700	HT 750DRD	F	23015251	HT 750DRD	J
23012745	HT 750DRD	F	23019057	HT 754CR0	N
23012757	HT 754CRD	E	23019099	HT 750DRD	F
23012768	HT 754CRD	E	23019100	HT 750DRD	F
23014333	HT 750DRD	F	23019101	HT 754CRD	E
23014334	HT 754CRD	M	23019107	HT 750DRD	F
23014344	HT 750DRD	F	23019149	HT 750DRD	F
23014345	HT 754CRD	E	25019168	HT 750DRD	F
23014424	HT 750DRD DR	F	23019202	HT 754CRD	M
23014436	HT 754CRD	E	23019203	HT 750DRD	F
23014445	HT 750DRD	F	23019330	HT 750DRD	J
23014463	HT 750DRD	G	23019338	HT 750DRD	H
23014475	HT 754CRD	E	23019646	HT 754CRD	E
23014476	HT 754CRD	E	23019696	HT 754CRD	E
23014492	HT 754CRD	M	23019697	HT 754CRD	M
23014498	HT 740D	F	23019698	HT 754CRD	M
23014499	HT 750DRD	F	23019811	HT 750DRD	F
23014500	HT 754CRD	M	23019812	HT 750DRD	F
23014502	HT 750DRD	F	23019849	HT 754CRD	E
23014505	HT 750DRD	J	23019928	HT 754CRD	M
23014508	HT 750DRD	F	23019947	HT 754CRD	E
23014526	HT 750DRD	F	23019948	HT 754CRD	E
23014530	HT 750DRD	J	23040190	HT 750DRD	J
23014541	HT 750DRD	F	23040217	HT 750DRD DB	F

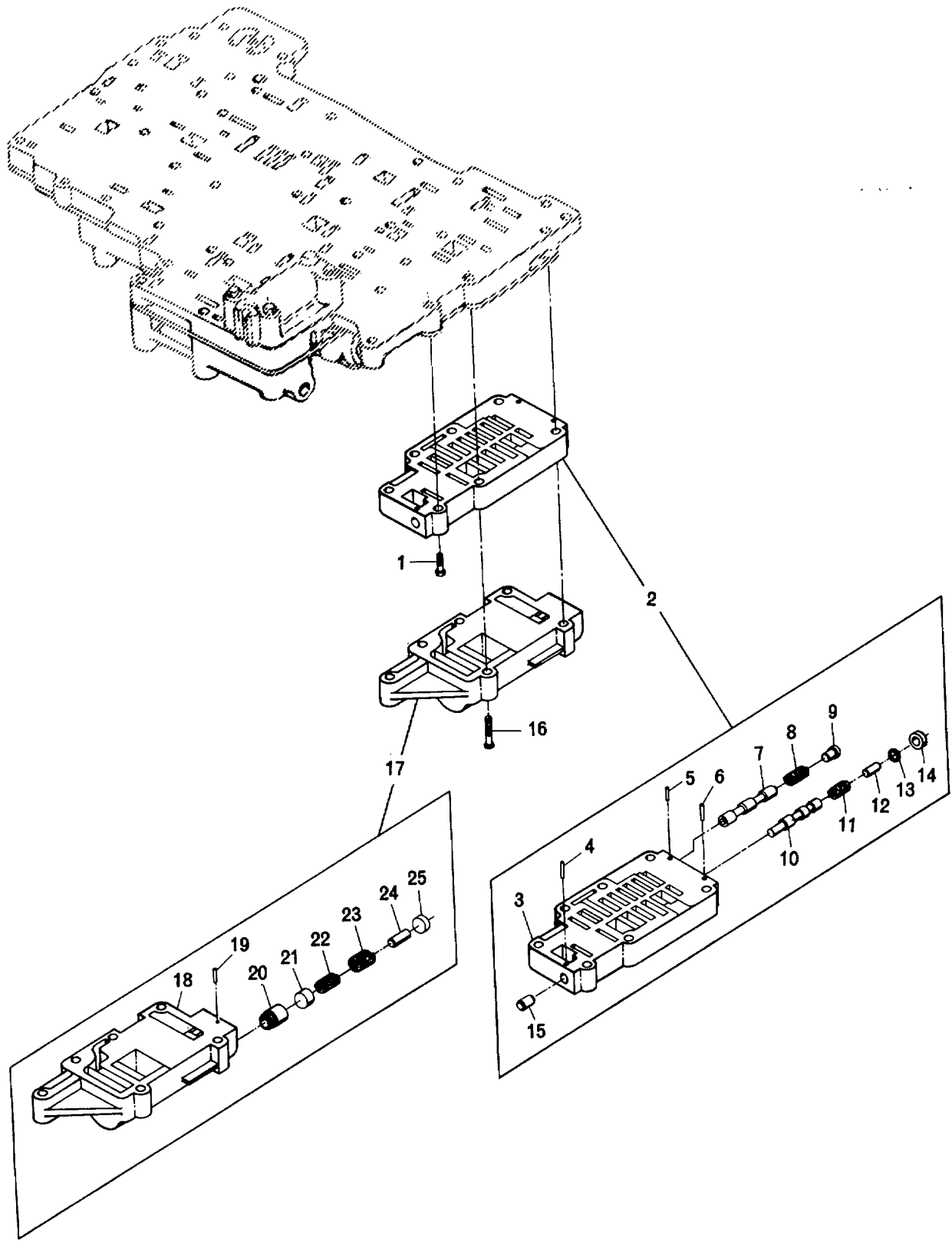
CONTINUED ON NEXT PAGE

* - A/N* - ASSEMBLY NUMBER - FOUND ON YOUR TRANSMISSION NAMEPLATE

LOW SHIFT AND LOW TRIMMER VALVE ASSEMBLIES SECTION
 TO FIND DETAIL PARTS FOR YOUR ALLISON AUTOMATIC TRANSMISSION, TURN TO
 THE GROUP LISTED OPPOSITE THE ASSEMBLY PART NUMBER OF YOUR TRANSMISSION.

A/N*	MODEL	GROUP	A/N*	MODEL	GROUP
23040292	HT 754CRD	E	23040701	HT 754CRD	M
23040436	HT 754CRD	M	23040718	HT 750DRD	F
23040440	HT 754CRD	M	23040755	HT 754CRD	M
23040480	HT 754CRD	E	23040756	HT 754CRD	M
23040550	HT 750DRD	F	23040767	HT 754CRD	E
23040634	HT 750DRD	F	23040821	HT 750DRD	F
23040659	HT 750DRD	F	23040836	HT 750DRD	F
23040665	HT 750DRD	F	23040928	HT 754CRD	E
23040672	HT 750DRD	F	23040978	HT 750DRD	F
23040682	HT 754CRD	E	23041024	HT 750DRD	F

* A/N* - ASSEMBLY NUMBER - FOUND ON YOUR TRANSMISSION NAMEPLATE



12235

FIG. 19 LOW SHIFT AND LOW TRIMMER VALVE ASSEMBLIES

COPYRIGHT 1983 GENERAL MOTORS CORP. 06-15-83

GROUP A
LOW SHIFT AND LOW TRIMMER VALVE ASSEMBLIES, FIGURE 19

REF NO	NOMENCLATURE	PART NO	REQ	RECOMMENDED SPARES FOR UNITS		
				1-25	26-50	51-200
1	BOLT, HX HD, 1/4-20 X 2 3/4	454817	1	2	4	12
2	VALVE BODY ASSY, LOW SHIFT	6838329	1	1	2	4
3	BODY, LOW SHIFT VALVE	6838333	1	1	2	4
4	NOT USED IN THIS GROUP					
5	PIN	9420965	1	2	4	8
6	PIN	6700213	1	2	4	8
7	VALVE, RELAY	6885188	1	2	4	8
8	SPRING, RELAY	6768544	1	2	4	8
9	STOP, RELAY VALVE, REPLACE 443770 STOP AND 6836293 PLUG WITH 6881138 STOP	6881138	1	2	4	8
10	VALVE, LOW SHIFT SIGNAL	6880464	1	2	4	8
11	SPRING, LOW SHIFT SIGNAL	6838285	1	2	4	8
12	STOP, LOW SHIFT SIGNAL	6880158	1	2	4	8
13	WASHER .	6833949	1	2	4	8
14	RING, SPRING ADJUSTING	6833891	1	2	4	8
15	NOT USED IN THIS GROUP					
16	BOLT, HX HD, 1/4-20 X 4	9424899	6	6	12	24
17	VALVE BODY ASSY, LOW TRIMMER	6880272	1	1	2	4
18	BODY, LOW TRIMMER VALVE	6838347	1	1	2	4
19	PIN	9423346	1	2	4	8
20	VALVE, LOW TRIMMER	23016686	1	2	4	8
21	PLUG, LOW TRIMMER	6835921	1	2	4	8
22	SPRING, LOW TRIMMER, SEC.	6839102		2	4	8
23	SPRING, LOW TRIMMER, PRIM	23012937	1	2	4	8
24	STOP, LOW TRIMMER VALVE	6839122	1	2	4	8
25	PLUG, LOW TRIMMER VALVE	6838750	1	2	4	8

GROUP B
LOW SHIFT AND LOW TRIMMER VALVE ASSEMBLIES, FIGURE 19
SAME AS GROUP A, EXCEPT FOR PARTS LISTED BELOW

2	VALVE BODY ASSY, LOW SHIFT	6880148	1	1	2	4
3	BODY, LOW SHIFT VALVE, REPLACE 6838332 VALVE . 6880151		1	1	2	4
4	PIN	9420965		1	2	4
8						
7	VALVE, RELAY. DO NOT USE 6836292 RELAY VALVE	6885188	1	2	4	8
10	VALVE, REPLACE 6838338 VALVE WITH	6880153	1	2	4	8
11	SPRING, LOW SHIFT SIGNAL, REPLACE 6838340	6880154	1	2	4	8
15	PLUG, VALVE, REPLACE 6838336 PLUG WITH	6880152	1	2	4	8
17	VALVE BODY ASSY, LOW TRIMMER, 6838344 LOW TRIMMER	6882265	1	1	2	4
20	VALVE, LOW TRIMMER	23014097	2	4	8	
22	SPRING, LOW TRIMMER, SEC	6885166	1	2	4	8
23	SPRING, LOW TRIMMER, PRIM	6833938	1	2	4	8

GROUP C
 LOW SHIFT AND LOW TRIMMER VALVE ASSEMBLIES, FIGURE 19
 SAME AS GROUP A, EXCEPT FOR PARTS LISTED BELOW

REF NO	NOMENCLATURE	PART NO	REQ	RECOMMENDED SPARES FOR UNITS		
				1-25	26-50	51-200
17	VALVE BODY ASSY, LOW TRIMMER	6839586	1	1	2	4
22	SPRING, LOW TRIMMER	6833940	1	2	4	8
23	NOT USED IN THIS GROUP					
24	STOP, LOW TRIMMER VALVE	6835734	1	2	4	8

GROUP 0
 LOW SHIFT AND LOW TRIMMER VALVE ASSEMBLIES, FIGURE 19
 SAME AS GROUP A, EXCEPT FOR PARTS LISTED BELOW

2	VALVE BODY ASSY, LOW SHIFT	6880150	1	1	2	4
3	BODY, LOW SHIFT VALVE, REPLACE 6838332 BODY.... WITH 6880150 LOW SHIFT VALVE BODY ASSY	6880151	1	2	4	8
4	PIN	9420965	1	2	4	8
10	VALVE, LOW SHIFT SIGNAL, REPLACE 6838338..... VALVE WITH 6880150 LOW SHIFT VALVE BODY ASSY	6880153	1	2	4	8
11	SPRING, LOW SHIFT SIGNAL, REPLACE 6838342..... SPRING WITH 6880150 LOW SHIFT VALVE BODY ASSY	6838340	1	2	4	8
15	PLUG, VALVE, REPLACE 6838336 PLUG WITH..... 6880150 LOW SHIFT VALVE BODY ASSY	6880152	1	2	4	8
17	VALVE BODY ASSY, LOW TRIMMER, 6838344 LOW TRIMMER VALVE BODY ASSY CHANGES TO 6882265 LOW TRIMMER VALVE BODY ASSY WHEN YOU REPLACE 6837691 LOW TRIMMER VALVE WITH 6835920 LOW TRIMMER VALVE	6882265	1	1	2	4
20	VALVE, LOW TRIMMER.....	23014097	1	2	4	8
22	SPRING, LOW TRIMMER, SEC.....	6885166	1	2	4	8
23	SPRING, LOW TRIMMER, PRIM.....	6833938	1	2	4	8

GROUP E
 LOW SHIFT AND LOW TRIMMER VALVE ASSEMBLIES, FIGURE 19
 SAME AS GROUP A, EXCEPT FOR PARTS LISTED BELOW

2	VALVE BODY ASSY, LOW SHIFT	6880149	1	1	2	4
3	BODY, LOW SHIFT VALVE, REPLACE 6838332 BODY.... WITH 6880149 LOW SHIFT VALVE BODY ASSY	6880151	1	2	4	8
4	PIN	9420965	1	2	4	8
10	VALVE, LOW SHIFT SIGNAL, REPLACE 6838338..... VALVE WITH 6880149 LOW SHIFT VALVE BODY ASSY	6880153	1	2	4	8
11	SPRING, LOW SHIFT SIGNAL, REPLACE 6838341..... SPRING WITH 6880149 LOW SHIFT VALVE BODY ASSY.	6880155	1	2	4	8
15	PLUG, VALVE, REPLACE 6838336 PLUG WITH..... 6880149 LOW SHIFT VALVE BODY ASSY	6880152	1	2	4	8
17	VALVE BODY ASSY, LOW TRIMMER, 6838344 LOW TRIMMER VALVE BODY ASSY CHANGES TO 6882265 LOW TRIMMER VALVE BODY ASSY WHEN YOU REPLACE 6837691 LOW TRIMMER VALVE WITH 6835920 LOW TRIMMER VALVE	6882265	1	1	2	4
22	SPRING, LOW TRIMMER, SEC.....	6885166	1	2	4	8
23	SPRING, LOW TRIMMER, PRIM.....	6833938	1	2	4	8

GROUP F
 LOW SHIFT AND LOW TRIMMER VALVE ASSEMBLIES, FIGURE 19
 SAME AS GROUP A, EXCEPT FOR PARTS LISTED BELOW

REF NO	NOMENCLATURE	PART NO	REQ	RECOMMENDED SPARES FOR UNITS		
				1-25	26-50	51-200
17	VALVE BODY ASSY, LOW TRIMMER	6882036	1	1	2	4
18		BODY, LOW TRIMMER VALVE		6881718	1	1
2	4					
22		SPRING, LOW TRIMMER, SEC.	6885166		1	2
4	8					

GROUP G
 LOW SHIFT AND LOW TRIMMER VALVE ASSEMBLIES, FIGURE 19
 SAME AS GROUP A, EXCEPT FOR PARTS LISTED BELOW.

17	VALVE BODY ASSY, LOW TRIMMER	6881717	1	1	2	4
18		BODY, LOW TRIMMER VALVE		6881718	1	1
2	4					
22		NOT USED IN THIS GROUP				
23		SPRING, LOW TRIMMER		6833940	1	2
4	8					
24		STOP, LOW TRIMMER VALVE		23013432	1	2
4	8					

GROUP H
 LOW SHIFT AND LOW TRIMMER VALVE ASSEMBLIES, FIGURE 19
 SAME AS GROUP A, EXCEPT FOR PARTS LISTED BELOW

2	VALVE BODY ASSY, LOW SHIFT	6882724	1	1	2	4
11		SPRING, LOW SHIFT SIGNAL		6881036	1	2
4	8					

GROUP J
 LOW SHIFT AND LOW TRIMMER VALVE ASSEMBLIES, FIGURE 19
 SAME AS GROUP A, EXCEPT FOR PARTS LISTED BELOW

2	VALVE BODY ASSY, LOW SHIFT	6882724	1	1	2	4
11		SPRING, LOW SHIFT SIGNAL		6881036	1	2
4	8					
17	VALVE BODY ASSY, LOW TRIMMER .	6882036	1	1	2	4
18		BODY, LOW TRIMMER VALVE		6881718	1	1
2	4					
22		SPRING, LOW TRIMMER, SEC	6885166		1	2
4	8					

GROUP K
 LOW SHIFT AND LOW TRIMMER VALVE ASSEMBLIES, FIGURE 19
 SAME AS GROUP A, EXCEPT FOR PARTS LISTED BELOW

2	VALVE BODY ASSY, LOW SHIFT	6882724	1	1	2	4
11		SPRING, LOW SHIFT SIGNAL		6881036	1	2
4	8					
17	VALVE BODY ASSY, LOW TRIMMER	6839586	1	1	2	4
22		NOT USED IN THIS GROUP				
23		SPRING, LOW TRIMMER		6833940	1	2
4	8					
24		STOP, LOW TRIMMER VALVE		6835734	1	2
4	8					

GROUP L
 LOW SHIFT AND LOW TRIMMER VALVE ASSEMBLIES, FIGURE 19
 SAME AS GROUP A, EXCEPT FOR PARTS LISTED BELOW

REF NO	NOMENCLATURE	PART NO	REQ	RECOMMENDED SPARES FOR UNITS		
				1-25	26-50	51-200
2	VALVE BODY ASSY, LOW SHIFT	6882724	1	1	2	4
11		SPRING, LOW SHIFT SIGNAL		6881036	1	2
4	8					
17	VALVE BODY ASSY, LOW TRIMMER	6881717	1	1	2	4
18		BODY, LOW TRIMMER VALVE		6881718	1	1
2	4					
22		NOT USED IN THIS GROUP				
24		STOP, LOW TRIMMER VALVE		6835734	1	2
4	8					

GROUP M
 LOW SHIFT AND LOW TRIMMER VALVE ASSEMBLIES, FIGURE 19
 SAME AS GROUP E, EXCEPT FOR PARTS LISTED BELOW

2	VALVE BODY ASSY, LOW SHIFT	6885520	1	1	2	4
11		SPRING, LOW SHIFT SIGNAL		23012820	1	2
4	8					

GROUP N
 LOW SHIFT AND LOW TRIMMER VALVE ASSEMBLIES, FIGURE 19
 SAME AS GROUP A, EXCEPT FOR PARTS LISTED BELOW

2	VALVE BODY ASSY, LOW SHIFT	23010800	1	1	2	4
3		BODY, LOW SHIFT VALVE		6880151	1	1
2	4					
4		PIN	9420965	1	1	2
4						
7		VALVE, RELAY	6885188	1	2	4
B						
10		VALVE	6880153	1	2	4
10						
11		SPRING, LOW SHIFT SIGNAL		6778156	1	2
4	8					
15		PLUG, VALVE	6880152	1	2	4
8						
17	VALVE BODY ASSY, LOW TRIMMER	6882265	1	1	2	4
20		VALVE, LOW TRIMMER		23014097	1	2
4	10					
22		SPRING, LOW TRIMMER, SEC.	6885166	1	2	
4	8					
23		SPRING, LOW TRIMMER, PRIM		6833938	1	
2	4					

RETARDER VALVE BODY SECTION
 TO FIND DETAIL PARTS FOR YOUR ALLISON AUTOMATIC TRANSMISSION, TURN TO
 THE GROUP LISTED OPPOSITE THE ASSEMBLY PART NUMBER OF YOUR TRANSMISSION

A/N*	MODEL	GROUP	A/N*	MODEL	GROUP
6880363	HT 750DRD	A	6882474	HT 750CRD	A
6880364	HT 750DRD	A	6882475	HT 750CRD	A
6880739	HT 750CRD	A	6882476	HT 750CRD	A
6880740	HT 750CRD	A	6882487	HT 750DRD	A
6880871	HT 750CRD	A	6882492	HT 750DRD	A
6880910	HT 750CRD	A	6882493	HT 750DRD	A
6880970	HT 740D	A	6882494	HT 750DRD	A
6881339	HT 750DRD	A	6882503	HT 750DRD	A
6881340	HT 750DRD	A	6882504	HT 750DRD	A
6881344	HT 750CRD	A	6882547	HT 750DRD	A
6881345	HT 750CRD	A	6882582	HT 750DRD	A
6881346	HT 750CRD	A	6882647	HT 750DRD	A
6881347	HT 750CRD	A	6883043	HT 750CRD	A
6881348	HT 740D	A	6883073	HT 740D	A
6881361	HT 750DRD	A	6883077	HT 750DRD	A
6881437	HT 740D	A	6883122	HT 750CRD	A
6881445	HT 750DRD	A	6883124	HT 750DRD	A
6881447	HT 750DRD	A	6883154	HT 750DRD	A
6881448	HT 750DRD	A	6883188	HT 750DRD	A
6881453	HT 750CRD	A	6883237	HT 740D	A
6881532	HT 750DRD	A	6883244	HT 740FS	A
6881849	HT 740D	A	6883246	HT 740FS	A
**68818498	HT 740D	A	6883452	HT 740D	A
6881864	HT 750DRD	A	6883462	HT 740D	A
6881865	HT 750DRD	A	6883509	HT 750DRD	A
6881872	HT 750DRD	A	6883535	HT 750DRD	A
6881890	HT 750CRD	A	6883597	HT 750DRD	A
6881950	HT 750DRD	A	6883626	HT 750CRD	A
6881951	HT 750DRD	A	6883646	HT 750DRD	A
6881957	HT 750DRD	A	6883653	HT 750CRD	A
6882070	HT 740D	A	6883654	HT 750CRD	A
**68820708	HT 740D	A	6883664	HT 750CRD	A
6882090	HT 740D	A	6883859	HT 750DRD	A
**6882090B	HT 740D	A	6883869	HT 740D	A
6882177	HT 740D	A	6883870	HT 740D	A
6882186	HT 750CRD	A	6883907	HT 750CRD	A
6882190	HT 740D	A	6883911	HT 750CRD	A
6882270	HT 740D	A	6883913	HT 750DRD	A
6882271	HT 740D	A	6883952	HT 750DRD	A
6882340	HT 750CRD	A	6883973	HT 750CRD	A
6882341	HT 750DRD	A	6883975	HT 750DRD	A
6882414	HT 740D	A	6883994	HT 740D	A
6882415	HT 740D	A	6884267	HT 750CRD	A
6882430	HT 740D	A	6884449	HT 740D	A
6882432	HT 740D	A	6884452	HT 750CRD	A
6882433	HT 740D	A	6884456	HT 740D	A
6882441	HT 740D	A	6884459	HT 750DRD	A
6882454	HT 740D	A	6884460	HT 750DRD	A
6882472	HT 750CRD	A	6884517	HT 740D	A
6882473	HT 750CRD	A	6884519	HT 740D	A

CONTINUED ON NEXT PAGE

* - A/N* - ASSEMBLY NUMBER - FOUND ON YOUR TRANSMISSION NAMEPLATE
 **SEE SPI 15TR75

RETARDER VALVE BODY SECTION
 TO FIND DETAIL PARTS FOR YOUR ALLISON AUTOMATIC TRANSMISSION, TURN TO
 THE GROUP LISTED OPPOSITE THE ASSEMBLY PART NUMBER OF YOUR TRANSMISSION

A/N*	MODEL	GROUP	A/N*	MODEL	GROUP
6884524	HT 740D	A	6885581	HT 740FS	A
6884534	HT 740FS	A	6885590	HT 754CRD	A
6884543	HT 750CRD	A	6885591	HT 754CRD	A
6884544	HT 750CRD	A	6885592	HT 754CRD	A
6884545	HT 750CRD	A	6885602	HT 750DRD	A
6884546	HT 750CRD	A	6885603	HT 750DRD	A
6884547	HT 750CRD	A	6885608	HT 750DRD	A
6884551	HT 750CRD	A	6885609	HT 750DRD	A
6884558	HT 750DRD	A	6885611	HT 750DRD	A
6884561	HT 750DRD	A	6885612	HT 750DRD	A
6884562	HT 750DRD	A	6885615	HT 750DRD	A
6884567	HT 750DRD	A	6885616	HT 740D	A
6884569	HT 750DRD	A	6885617	HT 740D	A
6884573	HT 750DRD	A	6885652	HT 750DRD	A
6884575	HT 750DRD	A	6885681	HT 740D	A
6885200	HT 750DRD	A	23010728	HT 750DRD	A
6885201	HT 750CRD	A	23010777	HT 750CRD	A
6885209	HT 750DRD	A	23010781	HT 750DRD	A
6885214	HT 750DRD	A	23010788	HT 740D	A
6885237	HT 750DRD	A	23010789	HT 750DRD	A
6885243	HT 740FS	A	23010801	HT 740D	A
6885249	HT 750DRD	A	23010802	HT 750DRD	A
6885263	HT 750DRD	A	23010803	HT 750DRD DB	A
6885264	HT 750DRD	A	23010813	HT 740D	A
6885270	HT 750DRD	A	23010832	HT 750DRD DB	A
6885273	HT 754CRD	A	23010835	HT 740D	A
6885275	HT 740D	A	23010837	HT 750CRD	A
6885279	HT 750CRD	A	23010846	HT 750DRD	A
6885312	HT 750DRD	A	23010867	HT 750DRD	A
6885313	HT 750DRD	A	23010874	HT 740FS	A
6885324	HT 750DRD	A	23010880	HT 750DRD	A
6885334	HT 750DRD	A	23010884	HT 754CRD	A
6885335	HT 750DRD	A	23010885	HT 750DRD	A
6885373	HT 740D	A	23010889	HT 754CRD	A
6885377	HT 750DRD	A	23010891	HT 740D	A
6885384	HT 740D	A	23010892	HT 740D	A
6885385	HT 740D	A	23010902	HT 740D	A
6885386	HT 740D	A	23010906	HT 750DRD	A
6885416	HT 750CRD	A	23010920	HT 740D	A
6885417	HT 740D	A	23010923	HT 750DRD	A
6885459	HT 754CRD	A	23010935	HT 750DRD	A
6885464	HT 750CRD	A	23010938	HT 754CRD	A
6885511	HT 750CRD	A	23010940	HT 754CRD	A
6885513	HT 740D	A	23010965	HT 750DRD	A
6885514	HT 740D	A	23010969	HT 740D	A
6885517	HT 754CRD	A	23010975	HT 740D	A
6885542	HT 754CRD	A	23010977	HT 750DRD	A
6885544	HT 740D	A	23010989	HT 740D	A
6885545	HT 740D	A	23011343	HT 740D	A
6885563	HT 754CRD	A	23011407	HT 740D	A

CONTINUED ON NEXT PAGE

* - A/N* - ASSEMBLY NUMBER - FOUND ON YOUR TRANSMISSION NAMEPLATE

RETARDER VALVE BODY SECTION
 TO FIND DETAIL PARTS FOR YOUR ALLISON AUTOMATIC TRANSMISSION, TURN TO
 THE GROUP LISTED OPPOSITE THE ASSEMBLY PART NUMBER OF YOUR TRANSMISSION

A/N*	MODEL	GROUP	A/N*	MODEL	GROUP
23011435	HT 750DRD	A	23014499	HT 750DRD	A
23011438	HT 750DRD	A	23014502	HT 750DRD	A
23011447	HT 750DRD	A	23014545	HT 754CRD	A
23011459	HT 754CRD	A	23014654	HT 750DRD	A
23011495	HT 740D	A	23014658	HT 740D	A
23011506	HT 754CRD	A	23014913	HT 750DRD	A
23011510	HT 750DRD	A	23014964	HT 747D	A
23011532	HT 754CRD	A	23014990	HT 754CRD	A
23011569	HT 754CRD	A	23015137	HT 750DRD	A
25011592	HT 754CRD	A	23015152	HT 740D	A
23011850	HT 750DRD	A	23015215	HT 750DRD	A
23011852	HT 740D	A	23015251	HT 750DRD	A
23012069	HT 754CRD	A	23019052	HT 747D	B
23012088	HT 740D	A	23019101	HT 754CRD	A
23012095	HT 750DRD	A	23019107	HT 750DRD	A
23012096	HT 750DRD DB	A	23019175	HT 740D	A
23012097	HT 750DRD DB	A	23019177	HT 740D	A
23012139	HT 750DRD	A	23019178	HT 740D	A
23012200	HT 750CRD	A	23019181	HT 747D	A
23012315	HT 754CRD	A	23019182	HT 747D	A
23012316	HT 754CRD	A	23019183	HT 747D	A
23012326	HT 747D	A	23019186	HT 740D	A
23012419	HT 740D	A	23019187	HT 747D	A
23012449	HT 740D	A	23019258	HT 740D	A
23012450	HT 750CRD	A	23019264	HT 740D	A
23012471	HT 747D	A	23019268	HT 740D	A
23012475	HT 747D	A	23019279	HT 740D	A
23012590	HT 750DRD	A	23019313	HT 740FS	A
23012591	HT 740D	A	23019314	HT 740D	A
23012649	HT 740D	A	23019698	HT 754CRD	A
23012690	HT 754CRD	A	23019762	HT 740D	A
23012699	HT 750DRD	A	23019824	HT 740D	A
23012703	HT 740D	A	23019928	HT 754CRD	A
23012756	HT 740D	A	23019948	HT 754CRD	A
23014331	HT 740D	A	23040550	HT 750DRD	A
23014332	HT 747D	B	23040672	HT 750DRD	A
23014334	HT 754CRD	A	23040718	HT 750DRD	A
23014345	HT 754CRD	A	23040928	HT 754CRD	A
23014435	HT 740D	A	23041021	HT 740D	A
23014436	HT 754CRD	A			

* - A/N* - ASSEMBLY NUMBER - FOUND ON YOUR TRANSMISSION NAMEPLATE

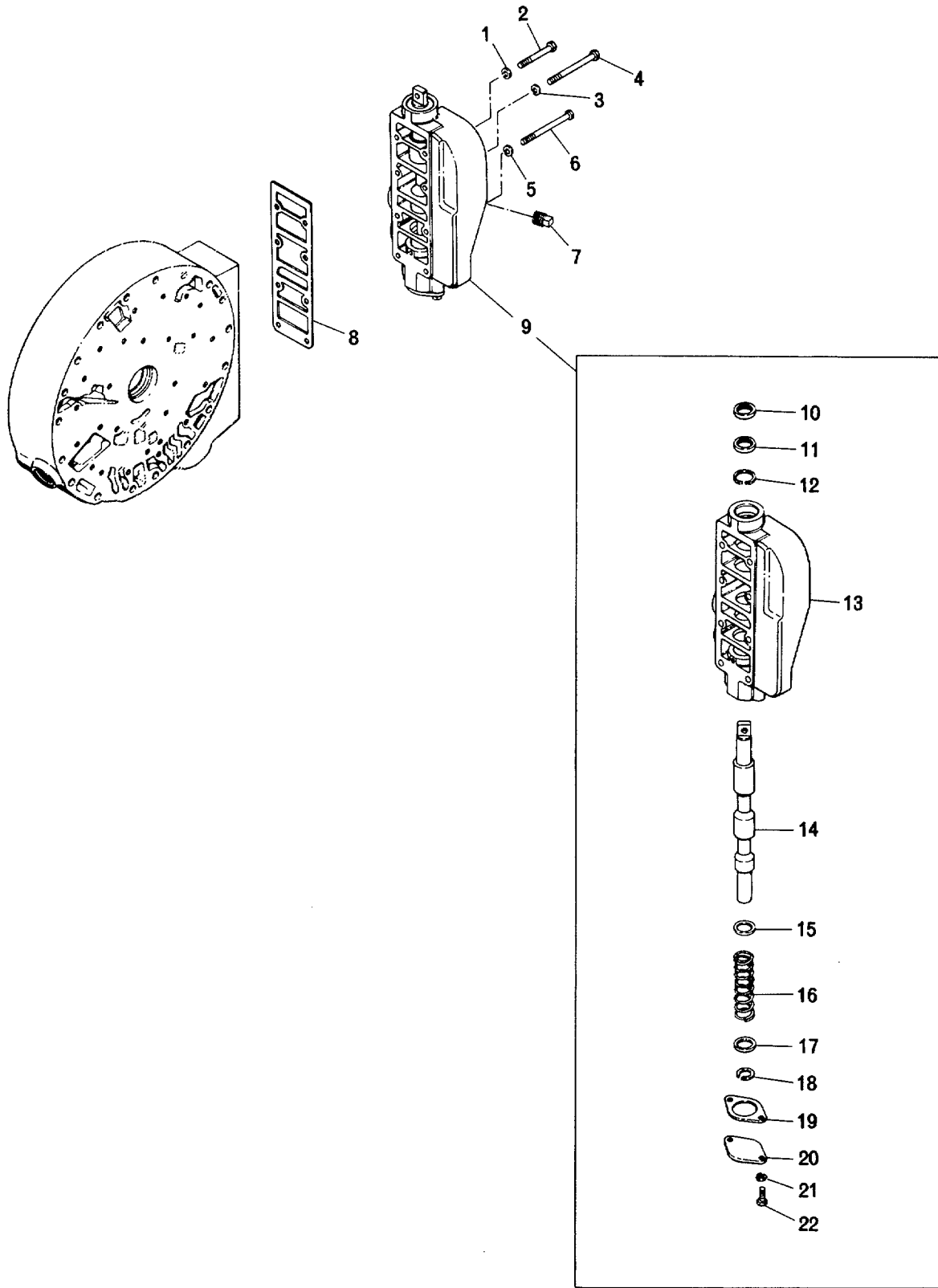


FIG. 20 RETARDER VALVE BODY

GROUP A
RETARDER VALVE BODY, FIGURE 20

REF NO	NOMENCLATURE	PART NO	REQ	RECOMMENDED SPARES FOR UNITS		
				1-25	26-50	51-200
1	WASHER, LOCK, 3/8	103321	2	8	16	32
2	BOLT, HX HD, 3/8 - 16 X 2 5/8	186278	2	8	16	32
3	WASHER, LOCK, 3/8 .	103321	4	4	8	16
4	BOLT, HX HD, 3/8 - 16 X 3 3/4	186284	4	4	8	16
5	WASHER, LOCK, 3/8 .	103321	2	4	8	16
6	BOLT, HX HD, 3/8 - 16 X 4 3/4	450517	2	4	8	16
7	PLUG .	23012037	1	1	2	4
8	GASKET, RETARDER CONTROL VALVE BODY	6838524	1	2	4	8
9	BODY ASSY, RETARDER CONTROL VALVE	6839372	1		1	2
10	SEAL, OIL	6772608	1	1	2	4
11	SEAL, OIL	6832559	1	1	2	4
12	RING, SNAP, INTERNAL.	6838539	1	1	2	4
13	BODY, RETARDER CONTROL VALVE	6839365	1			
14	VALVE, RETARDER CONTROL	6838525	1			
15	WASHER	6838528	1	2	4	8
16	SPRING, RETARDER CONTROL VALVE	6838531	1	1	2	4
17	WASHER	6838528	1	2	4	8
18	RING, SNAP, EXTERNAL	6751633	1	2	4	8
19	GASKET, RETARDER CONTROL VALVE COVER	6838527	1	2	4	8
20	COVER, RETARDER CONTROL VALVE	6838526	1	1	2	3
21	WASHER, LOCK, 3/8	103321	2	4	8	16
22	BOLT, HX HD, 3/8 - 16 X 7/8	179838	2	4	8	16

GROUP B

RETARDER VALVE BODY, FIGURE 20
SAME AS GROUP A, EXCEPT FOR PARTS LISTED BELOW

9	BODY ASSY, RETARDER CONTROL VALVE	23015211	1		1	2
13	BODY, RETARDER CONTROL VALVE	23015212	1			1

ALLISON AUTOMATIC TRANSMISSION HT 700 SERIES PARTS CATALOG

NOTES

HIGH RANGE LOCKUP AT LOW SPEED SECTION
 TO FIND DETAIL PARTS FOR YOUR ALLISON AUTOMATIC- TRANSMISSION, TURN TO
 THE GROUP LISTED OPPOSITE THE ASSEMBLY PART NUMBER OF YOUR TRANSMISSION

A/N*	MODEL	GROUP	A/N*	MODEL	GROUP
6882163	HT 740D	A	6882183	HT 750CRD	A
6882164	HT 740D	A	6882184	HT 750CRD	A
6882165	HT 740D	A	6882185	HT 750CRD	A
6882166	HT 740D	A	6882186	HT 750CRD	A
6882167	HT 740D	A	6882187	HT 750CRD	A
6882168	HT 740D	A	6882188	HT 750CRD	A
6882169	HT 740D	A	6882189	HT 750CRD	A
6882170	HT 740D	A	6882268	HT 740D	A
6882171	HT 740D	A	6882272	HT 740D	A
6882172	HT 740D	A	6882273	HT 740D	A
6882173	HT 740D	A	6882274	HT 740D	A
6882174	HT 740D	A	6882275	HT 740D	A
6882175	HT 740D	A	6882276	HT 750CRD	A
6882176	HT 740D	A	6882277	HT 750CRD	A
6882177	HT 740D	A	6882278	HT 7500CRD	A
6882178	HT 740D	A	6882279	HT 750CRD	A
6882179	HT 750CRD	A	6882280	HT 750CRD	A
6882180	HT 750CRD	A	6882281	HT 750CRD	A
6882181	HT 750CRD	A	6883722	HT 740D	A
6882182	HT 750CRD	A			

* A/N* - ASSEMBLY NUMBER - FOUND ON YOUR TRANSMISSION NAMEPLATE

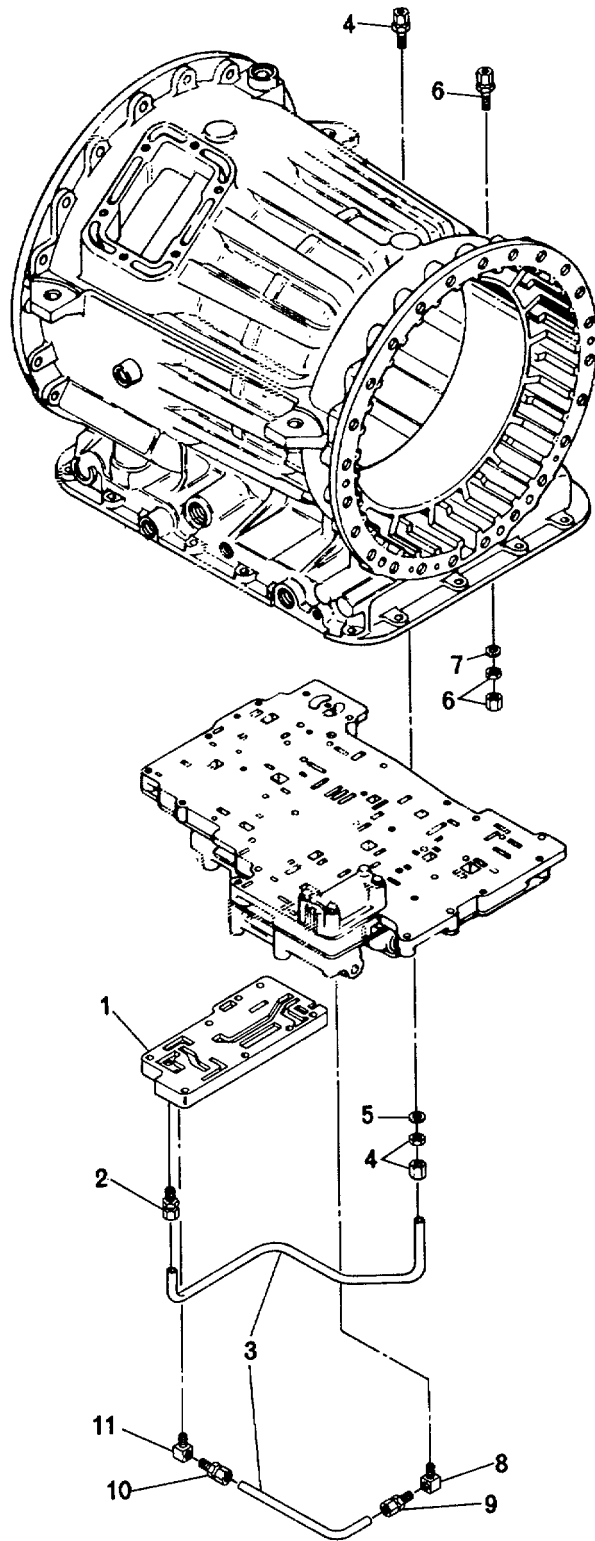


FIG. 21 HIGH RANGE LOCKUP AT LOW ENGINE SPEED

14062

ALLISON AUTOMATIC TRANSMISSION HT 700 SERIES PARTS CATALOG 21-3.1
 GROUP A

REF NO	NOMENCLATURE	HIGH RANGE LOCKUP AT LOW ENGINE SPEED, FIGURE 21		RECOMMENDED SPARES FOR UNITS		
		PART NO	REQ	1-25	26-50	51-200
1	PLATE, COVER, SEE SPI 15TR75	6881969	1	1	1	2
2	FITTING, TUBE, SEE SPI 15TR75	6882045	1	1	1	2
3	TUBE, DIRECT SHIFT ASSIST AND MAIN SUPPLY, TWO PIECES CUT TO FIT, SEE SPI 15TR75	6882043	1	1	1	2
4	FITTING, BULKHEAD, SEE SPI 15TR75	6882044	1	1	1	2
5	SEAL, OIL TUBE, SEE SPI 15TR75	274244	1	2	4	8
6	FITTING, BULKHEAD, SEE SPI 15TR75	6882044	1	1	1	2
7	SEAL, OIL TUBE, SEE SPI 15TR75	274244	1	2	4	8
8	ADAPTER, FITTING, TUBE, SEE SPI 15TR75	6882046	1	1	1	2
9	FITTING, TUBE, SEE SPI 15TR75	6882045	1	1	1	2
10	FITTING, TUBE, SEE SPI 15TR75	6882045	1	1	1	2
11	ADAPTER, FITTING, TUBE, SEE SPI 15TR75	6882046	1	1	1	2

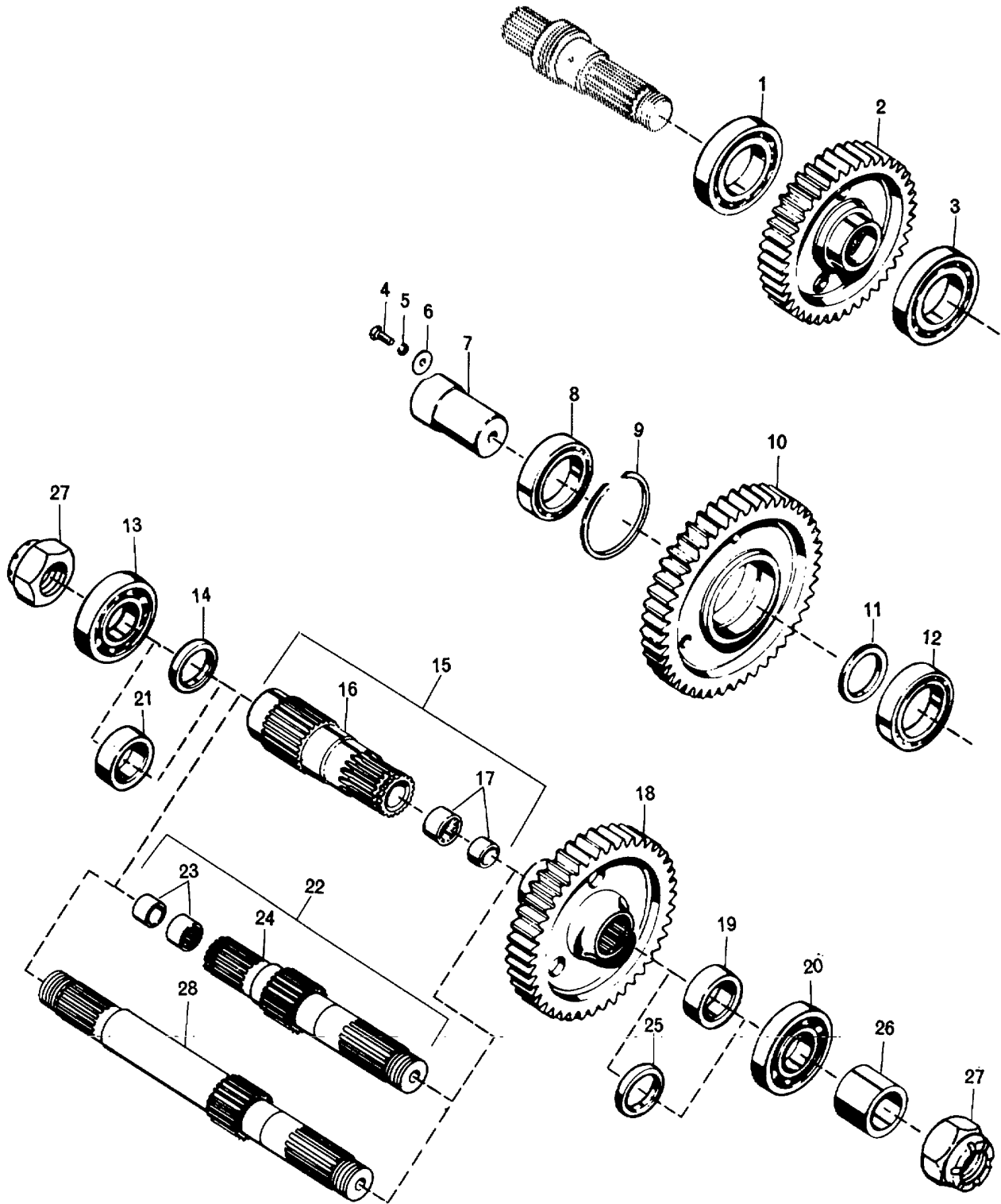
ALLISON AUTOMATIC TRANSMISSION HT 700 SERIES PARTS CATALOG

NOTES

TRANSFER GEARS AND TRANSFER GEAR DRIVEN SHAFT SECTION
 TO FIND DETAIL PARTS FOR YOUR ALLISON AUTOMATIC TRANSMISSION, TURN TO
 THE GROUP LISTED OPPOSITE THE ASSEMBLY PART NUMBER OF YOUR TRANSMISSION

A/N*	MODEL	GROUP	A/N*	MODEL	GROUP
23010803	HT 750DRD DB	A	23012097	HT 750DRD DB	A
23010832	HT 750DRD DB	A	23012098	HT 750DRD DB	A
23010833	HT 750DRD DB	A	23012099	HT 750DRD DB	A
23010842	HT 750DRD DB	A	23012256	HT 750DRD DB	B
23010865	HT 750DRD DB	A	23012595	HT 750DRD DB	C
23011567	HT 750DRD DB	B	23014424	HT 750DRD DB	B
23012022	HT 750DRD DB	A	23015199	HT 750DRD DB	C
23012050	HT 750DRD DB	B	23040217	HT 750DRD DB	A
23012096	HT 750DRD DB	A			

* - A/N* -ASSEMBLY NUMBER - FOUND ON YOUR TRANSMISSION NAMEPLATE



16444B

FIG. 22 TRANSFER GEARS AND TRANSFER GEAR DRIVEN SHAFT

GROUP A
TRANSFER GEARS AND TRANSFER GEAR DRIVEN SHAFT, FIGURE 22

REF NO	NOMENCLATURE	PART NO	REQ	RECOMMENDED SPARES FOR UNITS		
				1-25	26-50	51-200
1	BEARING, ROLLER	179275	1	1	2	5
2	GEAR, TRANSFER DRIVE	6880239	1	1	2	4
3	BEARING, ROLLER	179275	1	1	2	5
4	BOLT, HEX HD, 7/16-14 X 1	179858	1	1	2	3
5	WASHER, LOCK, 7/16	103322	1	1	2	3
6	WASHER, SPINDLE RETAINER	6759517	1	1	2	4
7	SPINDLE, IDLER GEAR, WHEN REPLACING 6774537 IDLER GEAR SPINDLE WITH 23013705 IDLER GEAR SPINDLE. ALSO ORDER 2-7450787 BEARINGS	23013705	1	1	2	4
8	BEARING, ROLLER, WHEN REPLACING 7450949 BEARING WITH 7450787 BEARING. ALSO ORDER 1-23013705 IDLER GEAR SPINDLE	7450787	1	2	4	10
9	RING, INTERNAL SNAP	6774539	1	1	2	5
10	GEAR, TRANSFER IDLER	6880240	1	1	2	5
11	SPACER	6774540	1	1	2	3
12	BEARING, ROLLER, WHEN REPLACING 7450949 BEARING WITH 7450787 BEARING. ALSO ORDER 1-23013705 IDLER GEAR SPINDLE	7450787	1	2	4	10
13	BEARING, SINGLE ROW BALL	901312	1	1	2	5
14	SPACER	6771505	1	1	2	4
15	SHAFT ASSY, TRANSFER DRIVEN	6776574	1		1	2
16	SHAFT, OUTPUT.	6776573 *	1			
17	BEARING, NEEDLE	6754783	1			
18	GEAR, TRANSFER DRIVEN	6880241	1	1	2	5
19	SPACER	6771488	1	1	2	5
20	BEARING, SINGLE ROW BALL	901312	1	1	2	5
21-25	NOT USED IN THIS GROUP					

GROUP B

TRANSFER GEARS AND TRANSFER GEAR DRIVEN SHAFT, FIGURE 22
SAME AS GROUP A, EXCEPT FOR PARTS LISTED BELOW

14-17	NOT USED IN THIS GROUP					
19	NOT USED IN THIS GROUP					
21	SPACER	6771488	1	1	2	4
22	SHAFT ASSY, TRANSFER DRIVEN .	6773747	1	1	2	
23	BEARING, NEEDLE	6754783	1	1	2	5
24	SHAFT, OUTPUT	6773746 *	1			
25	SPACER	6771505	1	1	2	4
26	SPACER	6771543	1	1	2	4
27	NUT		6771144	1	1	2
4						

GROUP C

TRANSFER GEARS AND TRANSFER GEAR DRIVEN SHAFT, FIGURE 22
SAME AS GROUP A, EXCEPT FOR PARTS LISTED BELOW

14-17	NOT USED IN THIS GROUP					
19	NOT USED IN THIS GROUP					
21	SPACER	6771488	1	1	2	4
25	SPACER	6771505	1	1	2	4
26	SPACER	6771543	1	1	2	4
27	NUT		6771144	2	1	4
28	SHAFT, TRANSFER GEAR DRIVEN	6771554	1		1	2

* SERVICED AS AN ASSY - NOT AS A DETAIL PART

ALLISON AUTOMATIC TRANSMISSION HT 700 SERIES PARTS CATALOG

NOTES

TRANSFER GEAR HOUSING AND BEARING RETAINER SECTION
 TO FIND DETAIL PARTS FOR YOUR ALLISON AUTOMATIC TRANSMISSION, TURN TO
 THE GROUP LISTED OPPOSITE THE ASSEMBLY PART NUMBER OF YOUR TRANSMISSION

A/N*	MODEL	GROUP	A/N*	MODEL	GROUP
23010803	HT 750DRD DB	A	23012097	HT 750DRD DB	C
23010832	HT 750DRD DB	A	23012098	HT 750DRD DB	C
23010833	HT 750DRD DR	A	23012099	HT 750DRD DB	C
23010842	HT 750DRD DB	A	23012256	HT 750DRD DB	D
23010865	HT 750DRD DB	A	23012595	HT 750DRD DB	E
23011567	HT 750DRD DB	B	23014424	HT 750DRD DB	B
23012022	HT 750DRD DB	C	23015199	HT 750DRD DB	E
23012050	HT 750DRD DB	B	23040217	HT 750DRD DB	C
23012096	HT 750DRD DB	C			

* A/N* - ASSEMBLY NUMBER - FOUND ON YOUR TRANSMISSION NAMEPLATE

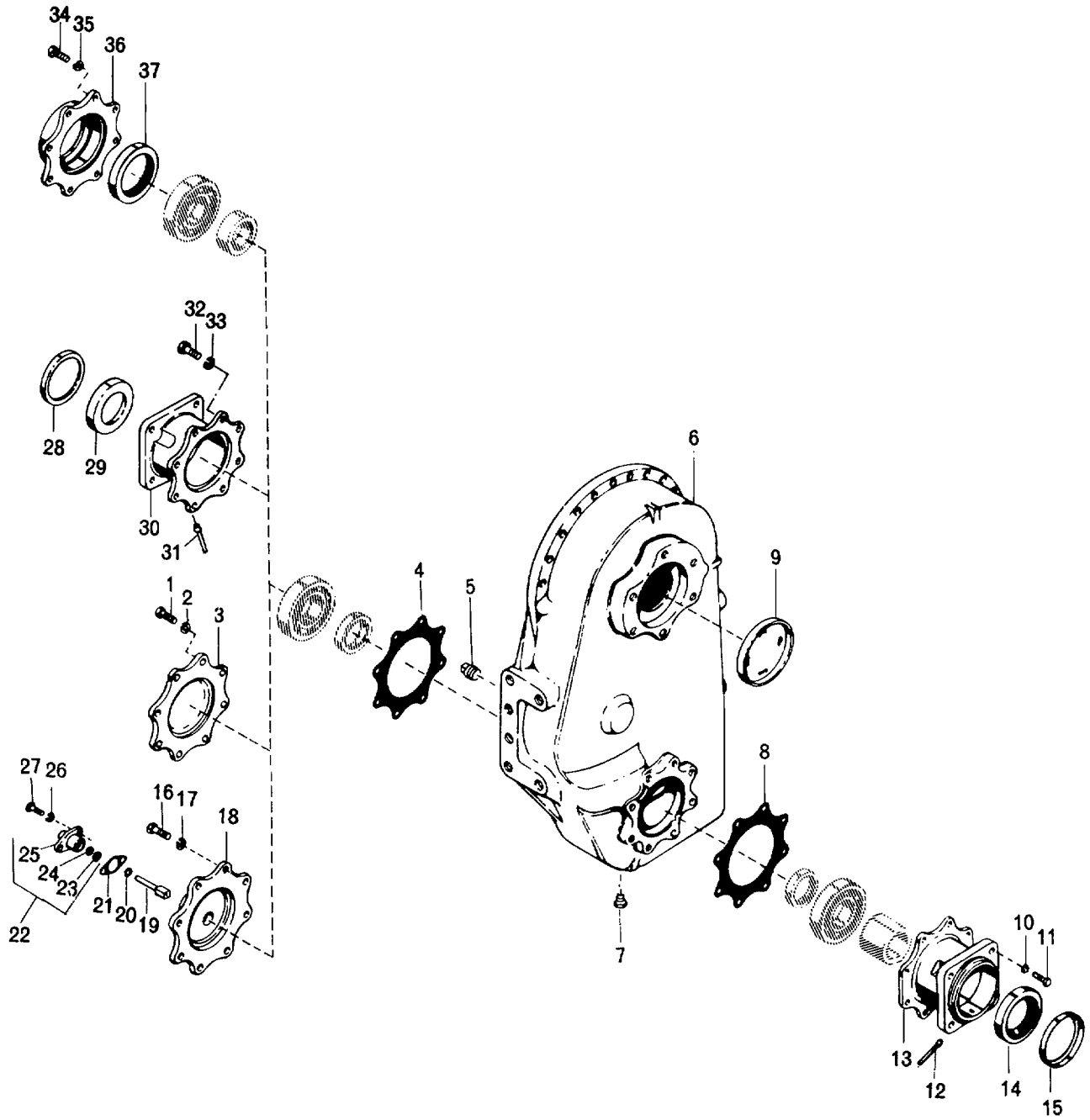


FIG. 23 TRANSFER GEAR HOUSING AND BEARING RETAINERS

16388C

GROUP A
TRANSFER GEAR HOUSING AND BEARING RETAINER, FIGURE 23

REF NO	NOMENCLATURE	PART NO	REQ	RECOMMENDED SPARES FOR UNITS		
				1-25	26-50	51-200
1	BOLT, HX HD, 1/2 - 13 X 1 1/4	179883	8	8	16	32
2	WASHER, LOCK, 1/2	103323	8	8	16	32
3	RETAINER, BEARING	6771507	1		1	2
4	GASKET, HOUSING ADAPTER	6839431	1	1	3	10
5	PLUG, 3/4-14	23017377	1	2	4	8
6	HOUSING, TRANSFER GEAR	6880827	1		1	2
7	PLUG, 1/4-18	23012035	1	2	4	8
8	GASKET, HOUSING ADAPTER	6839431	1	1	3	10
9-35	NOT USED IN THIS GROUP					

GROUP B
TRANSFER GEAR HOUSING AND BEARING RETAINER, FIGURE 23
SAME AS GROUP A, EXCEPT FOR PARTS LISTED BELOW

1-3	NOT USED IN THIS GROUP					
9	PLUG, CUP	6880784	1		1	2
10	WASHER, LOCK, 1/2	103323	8	8	16	24
11	BOLT, HX HD, 1/2-13 X 1 1/4	179883	8	8	16	24
12	TUBE	6769580	1	1	2	3
13	RETAINER	6771576	1			
14	SEAL, OIL	6773311	1	1	2	3
15	SLINGER	6757563	1		1	2

GROUP C
TRANSFER GEAR HOUSING AND BEARING RETAINER, FIGURE 23
SAME AS GROUP A, EXCEPT FOR PARTS LISTED BELOW

1-3	NOT USED IN THIS GROUP					
16	BOLT, HX HD, 1/2-13 X 1 1/4	179883	8	8	16	32
17	WASHER, LOCK 1/2	103323	8	8	16	32
18	RETAINER, BEARING	6776575	1	1	2	3
19	SHAFT, SPEED DRIVE	6757602	1		1	2
20	WASHER	2222651	1	1	2	4
21	GASKET	552858	1	1	2	4
22	SLEEVE ASSY, DRIVE	6768536	1			1
23	SEAL, OIL	6768417	1	1	2	4
24	WASHER	6768418	1	1	2	4
25	SLEEVE	2043587	1	1	2	4
26	WASHER, LOCK, 5/16	103320	2	2	4	8
27	BOLT, HX HD, 5/16-18 X 7/8	179817	2	2	4	8

GROUP D
TRANSFER GEAR HOUSING AND BEARING RETAINER, FIGURE 23
SAME AS GROUP A, EXCEPT FOR PARTS LISTED BELOW

1-3	NOT USED IN THIS GROUP					
9	PLUG, CUP	6880784	1		1	2
10-27	NOT USED IN THIS GROUP					
28	SLINGER	6757563	1		1	2
29	SEAL, OIL	6773311	1	1	2	3
30	RETAINER.	6771576	1			
31	TUBE	6769580	1	1	2	3
32	BOLT, HX HD, 1/2-13 X 1 1/4	179883	8	8	16	24
33	WASHER, LOCK, 1/2	103323	8	8	16	24

* SERVICED AS AN ASSY - NOT AS A DETAIL PART

GROUP E
 TRANSFER GEAR HOUSING AND BEARING RETAINER, FIGURE 23
 SAME AS GROUP A, EXCEPT FOR PARTS LISTED BELOW

REF NO	NOMENCLATURE	PART NO	REQ	RECOMMENDED SPARES FOR UNITS		
				1-25	26-50	51-200
1-3	NOT USED IN THIS GROUP					
4	GASKET, HOUSING ADAPTER	6839431	1	1	3	10
5	PLUG, 3/4-14	444594	1	2	4	8
6	HOUSING, TRANSFER GEAR	6880827	1		1	2
7	PLUG, 1/4-18	23012035	1	2	4	8
8	GASKET, HOUSING ADAPTER	6839431	1	1	3	10
9	PLUG, CUP	6880784	1		1	2
10	WASHER, LOCK, 1/2	103323	8	8	16	24
11	BOLT, HX HD, 1/2-13 X 1 1/4 .	179883	8	8	16	24
12	TUBE.	6769580	1	1	2	3
13	RETAINER	6771576 *	1			
14	SEAL, OIL	6773311	1	1	2	3
15	BAFFLE	6757563	1		1	2
34	BOLT, HX HD, 1/2-13 X 1 1/4	179883	8	8	16	24
35	WASHER, LOCK, 1/2	103323	8	8	16	24
36	RETAINER, BEARING	6771508	1	1	2	5
37	SEAL, OIL	6773311	1	1	3	10

* SERVICED AS AN ASSY - NOT AS A DETAIL PART

FRONT OUTPUT DISCONNECT CLUTCH SECTION
TO FIND DETAIL PARTS FOR YOUR ALLISON AUTOMATIC TRANSMISSION, TURN TO
THE GROUP LISTED OPPOSITE THE ASSEMBLY PART NUMBER OF YOUR TRANSMISSION

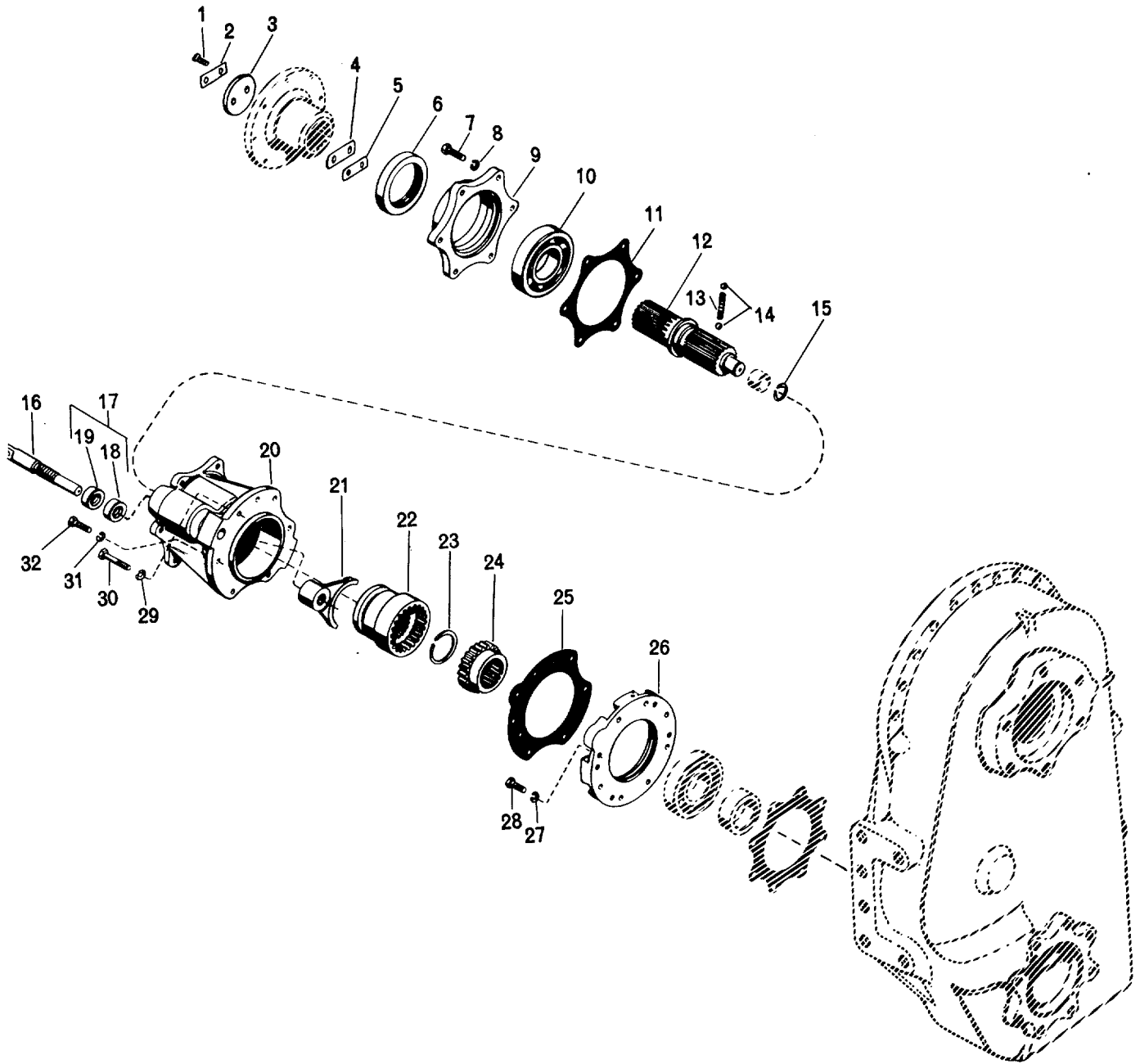
A/N*
23011567
23012050

MODEL GROUP
HT 750DRD DB A
HT 750DRD DB A

A/N*
23014424

MODEL GROUP
HT 750DRD DB A

* A/N* - ASSEMBLY NUMBER - FOUND ON YOUR TRANSMISSION NAMEPLATE



16714A

FIG. 24 FRONT OUTPUT DISCONNECT CLUTCH

COPYRIGHT 1983 GENERAL MOTORS CORP. 06-15-83

GROUP A
FRONT OUTPUT DISCONNECT CLUTCH FIGURE 24

REF NO	NOMENCLATURE	PART NO	REQ	RECOMMENDED SPARES FOR UNITS		
				1-25	26-50	51-200
1	BOLT, HX HD, SELF-LOCKING, 1/2 - 20 X 1 1/4	9409059	2	2	4	6
2	STRIP, LOCKING	6755269	1	1	3	10
3	RETAINER	6768324	1	1	2	3
4	SHIM, 0.025	6772140	1	2	6	10
5	SHIM, 0.005	6772141	4	2	6	10
6	SEAL, OIL	6773311	1	1	3	10
7	BOLT, HX HD, 1/2 - 13 X 1 1/2	179885	6	6	12	18
8	WASHER, LOCK, 1/2	103323	6	6	12	18
9	RETAINER, BEARING	6772011	1	1	2	5
10	BEARING, SINGLE ROW BALL	903313	1	1	2	5
11	GASKET, BEARING RETAINER	6755672	1	1	3	10
12	SHAFT, OUTPUT	6756388	1	1	2	5
13	SPRING, DETENT	5171417	1	1	2	3
14	BALL, DETENT	145657	2	2	4	6
15	RING, EXTERNAL SNAP	6751633	1	1	2	5
16	SHAFT, SHIFTER FORK	6755193	1	1	2	5
17	KIT, SEAL AND ROD WIPER SEAL, KIT CONSISTS OF 1-23014064 OIL SEAL AND 1-23014065 ROD WIPER SEAL AND INSTRUCTION SHEET	23014948	1	1	3	10
18	SEAL, OIL	23014064 *	1	1	3	10
19	SEAL, ROD WIPER	23014065 *	1			
20	HOUSING, DISCONNECT CLUTCH	6755189	1	1	2	5
21	FORK, SHIFTER	6756396	1	1	2	5
22	GEAR, OUTPUT DRIVEN	6751630	1	1	2	5
23	RING, EXTERNAL SNAP	6703133	1	1	2	5
24	GEAR, OUTPUT, DRIVE	6773674	1	1	2	5
25	GASKET, DISCONNECT CLUTCH HOUSING	6773770	1	1	3	10
26	ADAPTER, DISCONNECT CLUTCH HOUSING	6839430	1	1	2	5
27	WASHER, LOCK, 1/2	103323	6	6	12	18
28	BOLT, HX HD, 1/2-13 X 1 1/4	179883	6	6	12	18
29	WASHER, LOCK, 1/2	103323	2	2	4	6
30	BOLT, HX HD, 1/2 - 13 X 2 1/2	179891	1	2	4	6
31	WASHER, LOCK,, 1/2	103323	4	4	8	12
32	BOLT, HX HD, 1/2 - 13 X 1 1/2	179885	4	4	8	12

* SERVICED AS AN ASSY - NOT AS A DETAIL PART

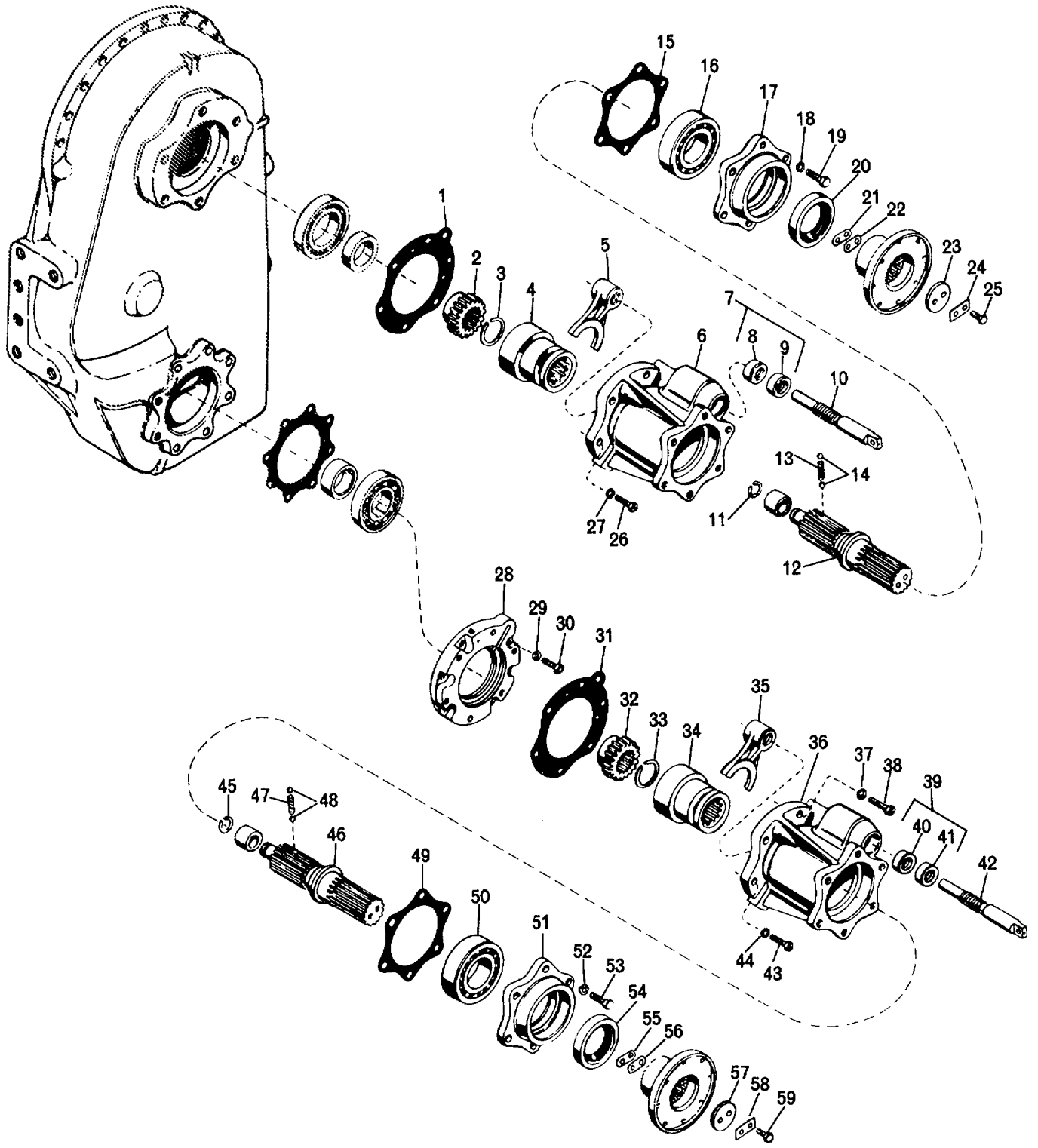
ALLISON AUTOMATIC TRANSMISSION HT 700 SERIES PARTS CATALOG

NOTES

REAR OUTPUT DISCONNECT CLUTCH SECTION
 TO FIND DETAIL PARTS FOR YOUR ALLISON AUTOMATIC TRANSMISSION, TURN TO
 THE GROUP LISTED OPPOSITE THE ASSEMBLY PART NUMBER OF YOUR TRANSMISSION

A/N*	MODEL	GROUP	A/N*	MODEL	GROUP
23010803	HT 750DRD DB	A	23012096	HT 750DRD DB	A
23010832	HT 750DRD DB	A	23012097	HT 750DRD DB	A
23010833	HT 750DRD DB	A	23012098	HT 750DRD D8	A
23010842	HT 750DRD DB	A	23012099	HT 750DRD DB	A
23010865	HT 750DRD DB	A	23012256	HT 750DRD DB	B
23012022	HT 750DRD DB	A	23040217	HT 750DRD DB	A

* - A/N* ASSEMBLY NUMBER - FOUND ON YOUR TRANSMISSION NAMEPLATE



16387A

FIG. 25 REAR OUTPUT DISCONNECT CLUTCH
COPYRIGHT 1983 GENERAL MOTORS CORP. 06-15-83

GROUP A
REAR OUTPUT DISCONNECT CLUTCH. FIGURE 25

REF NO	NOMENCLATURE	PART NO	REQ	RECOMMENDED SPARES FOR UNITS		
				1-25	26-50	51-200
1	GASKET, DISCONNECT CLUTCH HOUSING	6773770	1	1	3	10
2	GEAR, OUTPUT DRIVE	6839428	1	1	3	10
3	RING, EXTERNAL SNAP	6703133	1	1	2	5
4	GEAR, OUTPUT DRIVEN	6751630	1	1	2	5
5	FORK, SHIFTER .	6756396	1	1	2	5
6	HOUSING, DISCONNECT CLUTCH	6755189	1	1	2	5
7	KIT, SEAL AND ROD WIPER SEAL, KIT CONSISTS OF 1-23014064 OIL SEAL AND 1-23014065 ROD WIPER SEAL AND INSTRUCTION SHEET	23014948	1	1	3	10
8	SEAL, OIL	23014064*	1	1	3	10
9	SEAL, ROD WIPER	23014065*	1			
10	SHAFT, SHIFTER FORK .	6755193	1	1	2	5
11	RING, EXTERNAL SNAP	6751633	1	1	2	5
12	SHAFT, OUTPUT	6756388	1	1	2	5
13	SPRING, DETENT	5171417	1	1	2	3
14	BALL, DETENT	145657	2	2	4	6
15	GASKET, BEARING RETAINER	6755672	1	1	3	10
16	BEARING, SINGLE ROW BALL	903313	1	1	2	5
17	RETAINER, BEARING	6772011	1	1	2	5
18	WASHER, LOCK,, 1/2	103323	6	6	12	18
19	BOLT, HX HD, 1/2-13 X 1 1/2	179885	6	6	12	18
20	SEAL, OIL	6773311	1	1	3	10
21	SHIM, 0.025	6772140	1	2	6	10
22	SHIM, 0.005	6772141	4	2	6	10
23	RETAINER	6768324	1	1	2	3
24	STRIP, LOCKING	6755269	1	1	3	10
25	BOLT, HX HD, SELF LOCKING, 1/2-20 X 1 1/4	9409059	2	2	4	6
26	BOLT, HX HD, 1/2-13 X 1 1/2	179885	6	4	8	12
27	WASHER, LOCK, 1/2	103323	6	4	8	12
28	ADAPTER, DISCONNECT CLUTCH HOUSING	6839430	1	1	2	5
29	WASHER, LOCK, 1/2	103323	6	4	8	12
30	BOLT, HX HD, 1/2-13 X 1 1/4	179883	6	4	8	12
31	GASKET, DISCONNECT CLUTCH HOUSING	6773770	1	1	3	10
32	GEAR, OUTPUT DRIVE	6773674	1	1	2	5
33	RING, EXTERNAL SNAP	6703133	1	1	2	5
34	GEAR, OUTPUT DRIVE	6751630	1	1	2	5
35	FORK, SHIFTER	23012852	1	1	2	5
36	HOUSING, DISCONNECT CLUTCH	6755189	1	1	2	5
37	WASHER, LOCK, 1/2	103323	2	2	4	6
38	BOLT, HX HD, 1/2-13 X 2 1/2	179891	2	2	4	6
39	KIT, SEAL AND ROD WIPER SEAL, KIT CONSISTS OF 1-23014064 OIL SEAL AND 1-23014065 ROD WIPER SEAL AND INSTRUCTION SHEET	23014948	1	1	3	10
40	SEAL, OIL	23014064	1	1	3	10
41	SEAL, ROD WIPER	23014065 *	1			
42	SHAFT, SHIFTER FORK .	6755193	1	1	2	5
43	BOLT, HX HD, 1/2-13 X 1 1/2	179885	4	4	8	12
44	WASHER, LOCK, 1/2	103323	4	4	8	12
45	RING, EXTERNAL SNAP	6751633	1	1	2	5
46	SHAFT, OUTPUT	6756388	1	1	1	2
47	SPRING, DETENT	5171417	1	1	2	3
48	BALL, DETENT	145657	2	2	4	6
49	GASKET, BEARING RETAINER	6755672	1	1	3	10
50	BEARING, SINGLE ROW BALL	903313	1	1	2	5
51	RETAINER, BEARING	6772011	1	1	2	5
52	WASHER, LOCK, 1/2	103323	6	6	12	18
53	BOLT, HX HD, 1/2-13 X 1 1/2	179885	6	6	12	18
54	SEAL, OIL	6773311	1	1	3	10
55	SHIM, 0.025	6772140	1	2	6	10
56	SHIM, 0.005	6772141	4	2	6	10
57	RETAINER	6768324	1	1	2	3
58	STRIP, LOCKING	6755269	1	1	3	10
59	BOLT, HX HD, SELF LOCKING, 1/2-20 X 1 1/4	9409059	2	2	4	6

* SERVICED AS AN ASSY - NOT AS A DETAIL PART

GROUP B
REAR OUTPUT DISCONNECT CLUTCH, FIGURE 25
SAME AS GROUP A, EXCEPT FOR PARTS LISTED BELOW

REF NO	NOMENCLATURE	PART NO	REQ	RECOMMENDED SPARES FOR UNITS		
				1-25	26-50	51-200
1-27	NOT USED IN THIS GROUP					

MISCELLANEOUS OPTIONS SECTION
THESE PARTS ARE OPTIONAL ON ALL AUTOMATIC
TRANSMISSIONS LISTED IN THIS CATALOG.

A/N*	MODEL	GROUP	A/N*	MODEL	GROUP
------	-------	-------	------	-------	-------

* - A/N* - ASSEMBLY NUMBER - FOUND ON YOUR TRANSMISSION NAMEPLATE

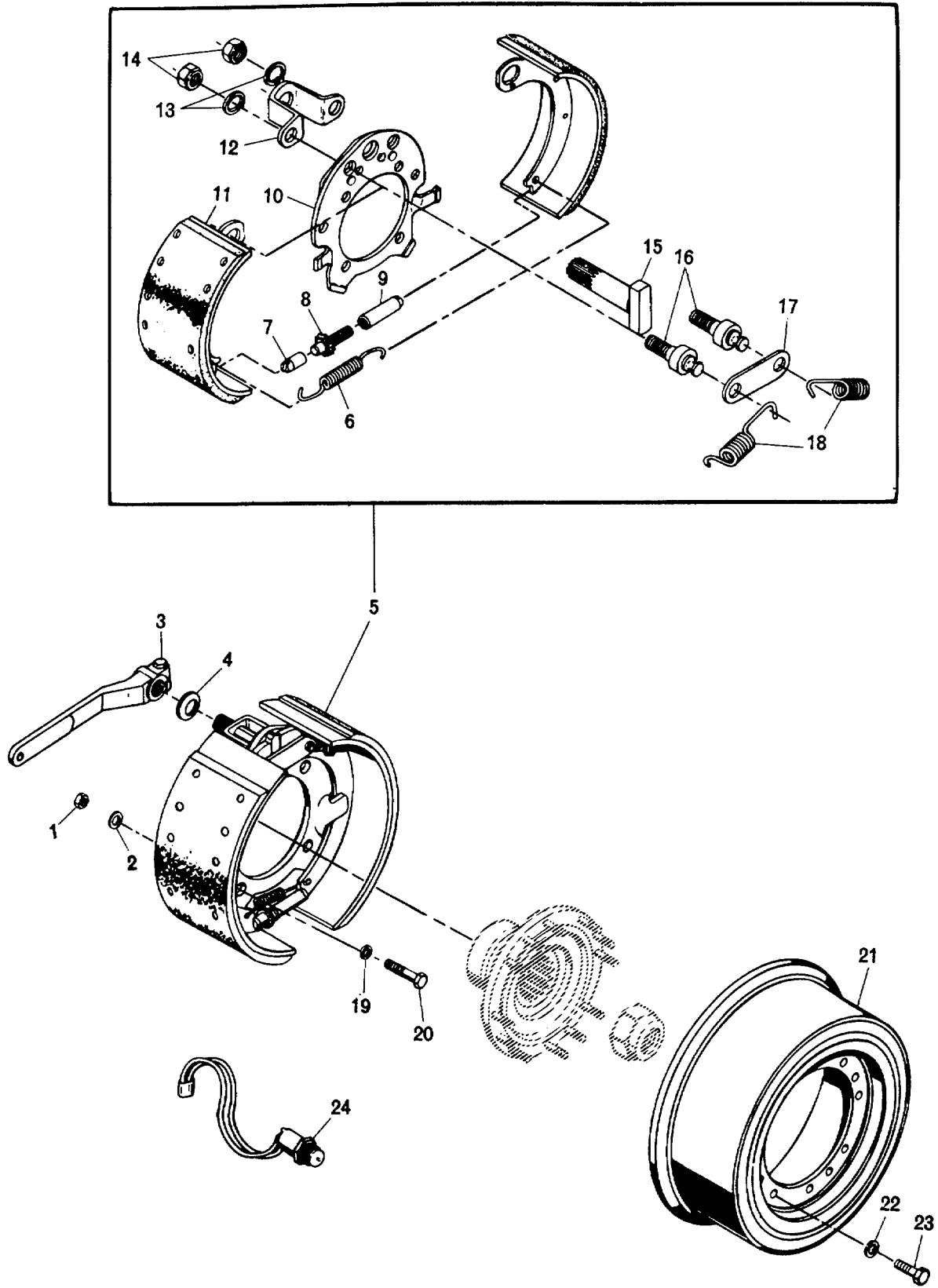


FIG. 26 PARKING BRAKE, BRAKE DRUM AND NEUTRAL START SWITCH

COPYRIGHT 1983 GENERAL MOTORS CORP. 06-15-83

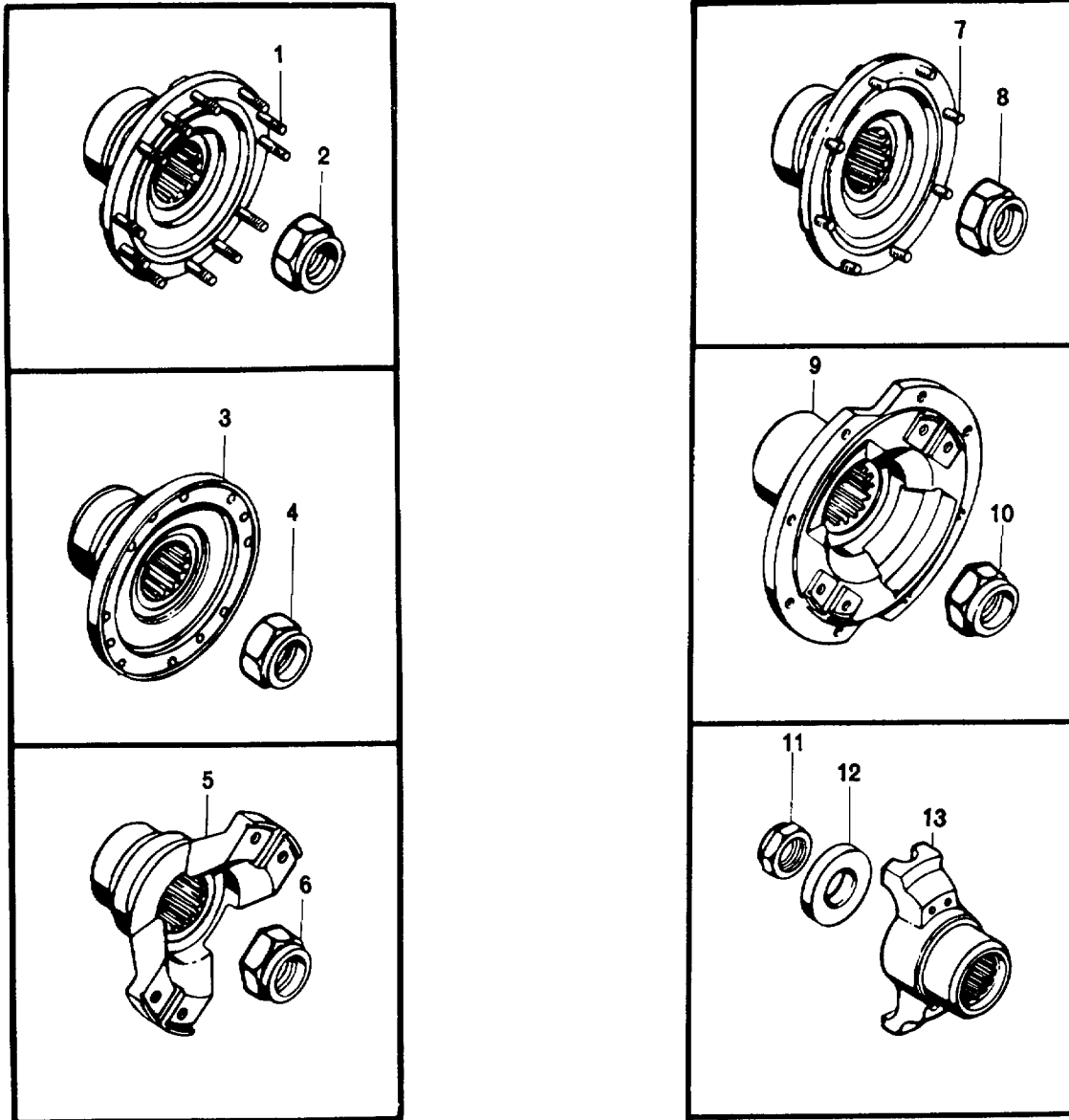


FIG. 26-1 FLANGE

COPYRIGHT 1983 GENERAL MOTORS CORP. 06-15-83

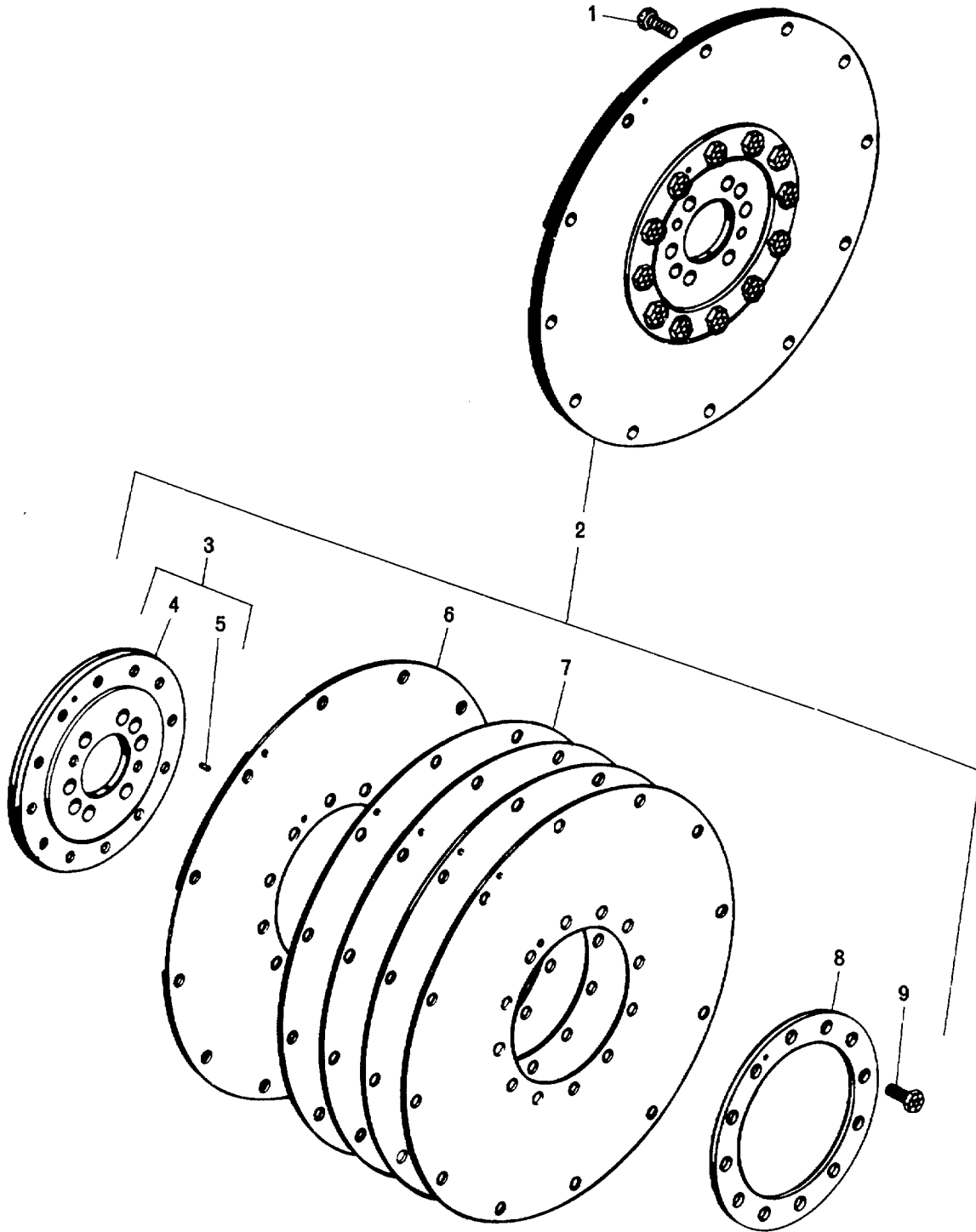
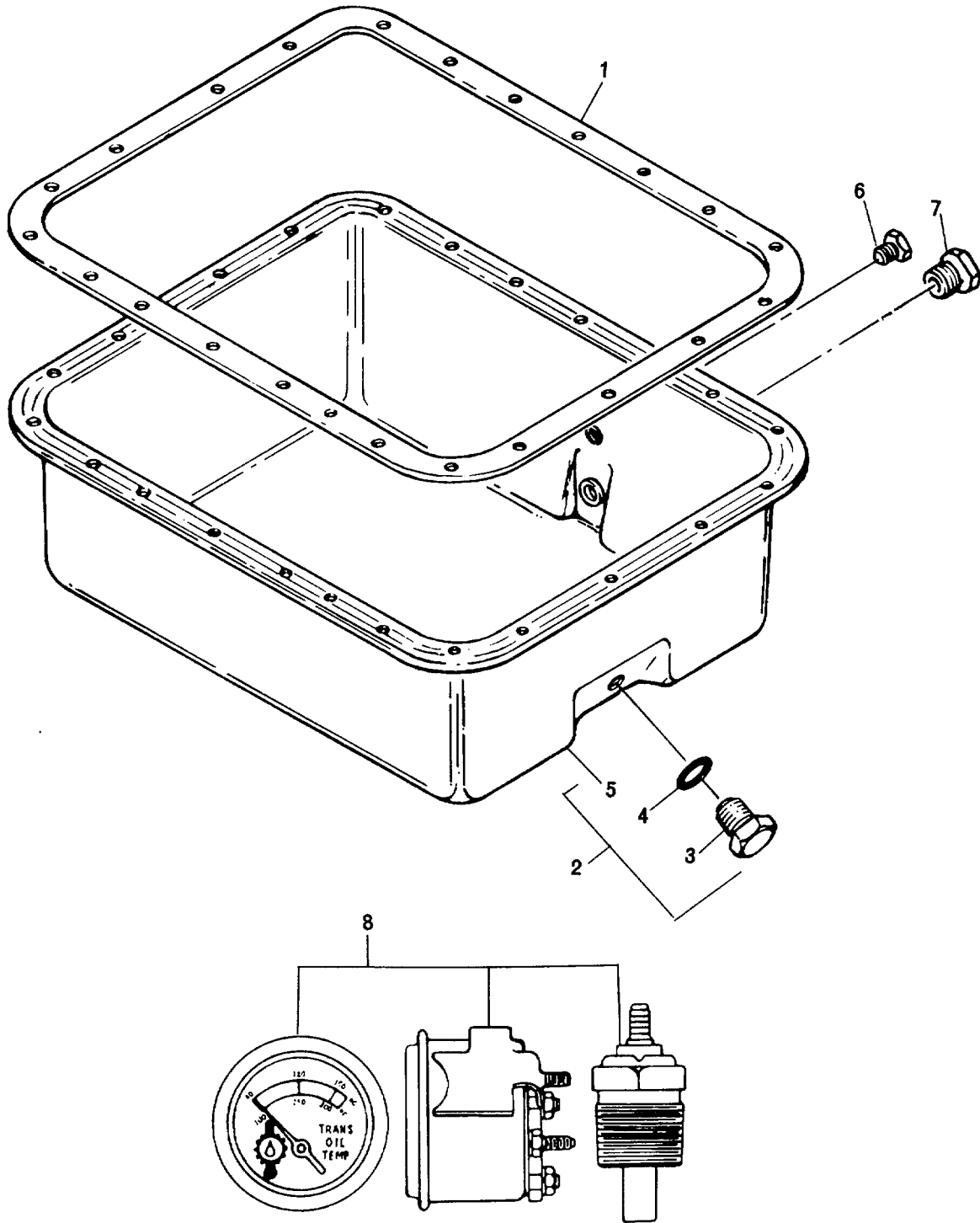


FIG. 26-2 FLEX DISK

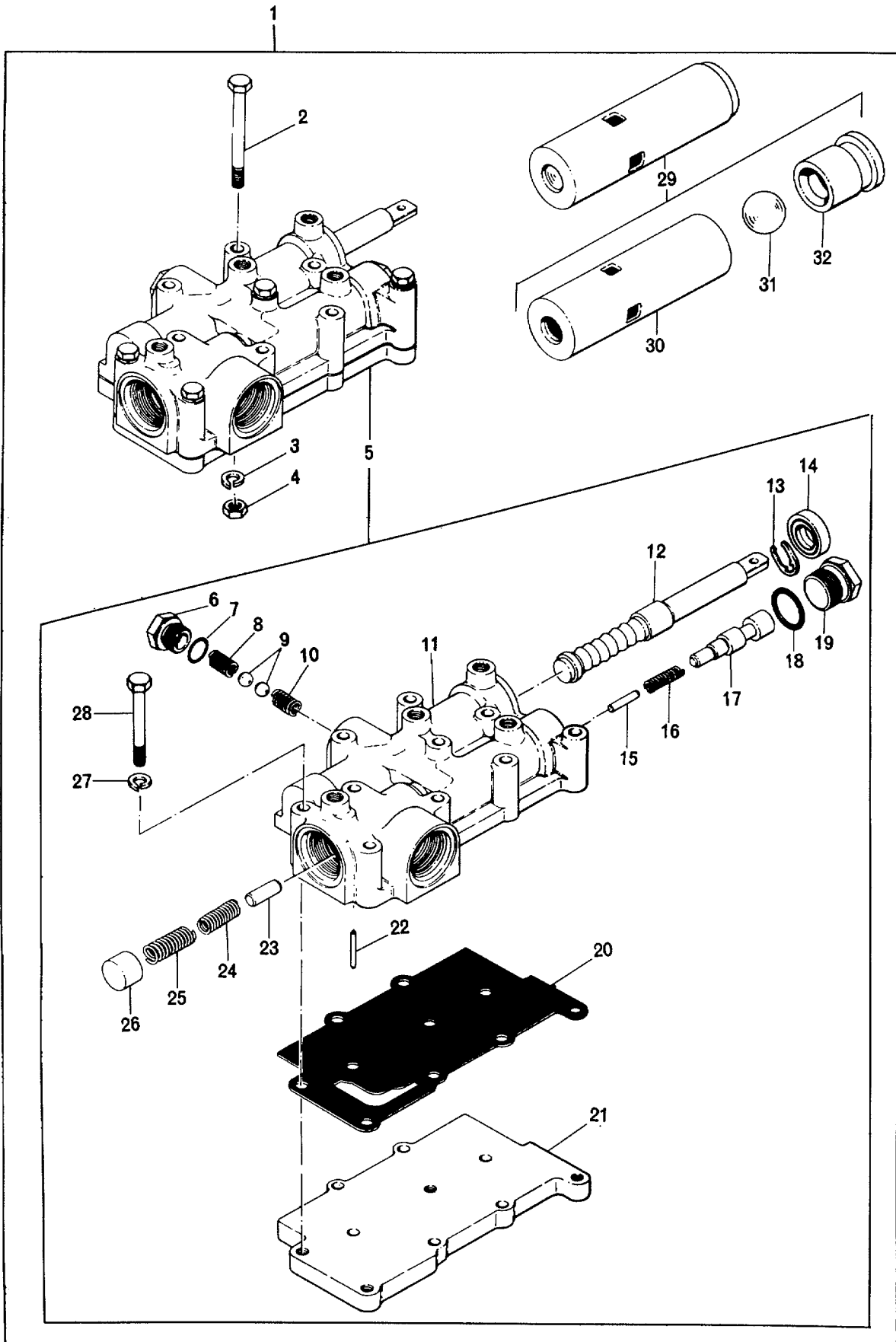
12129



14061C

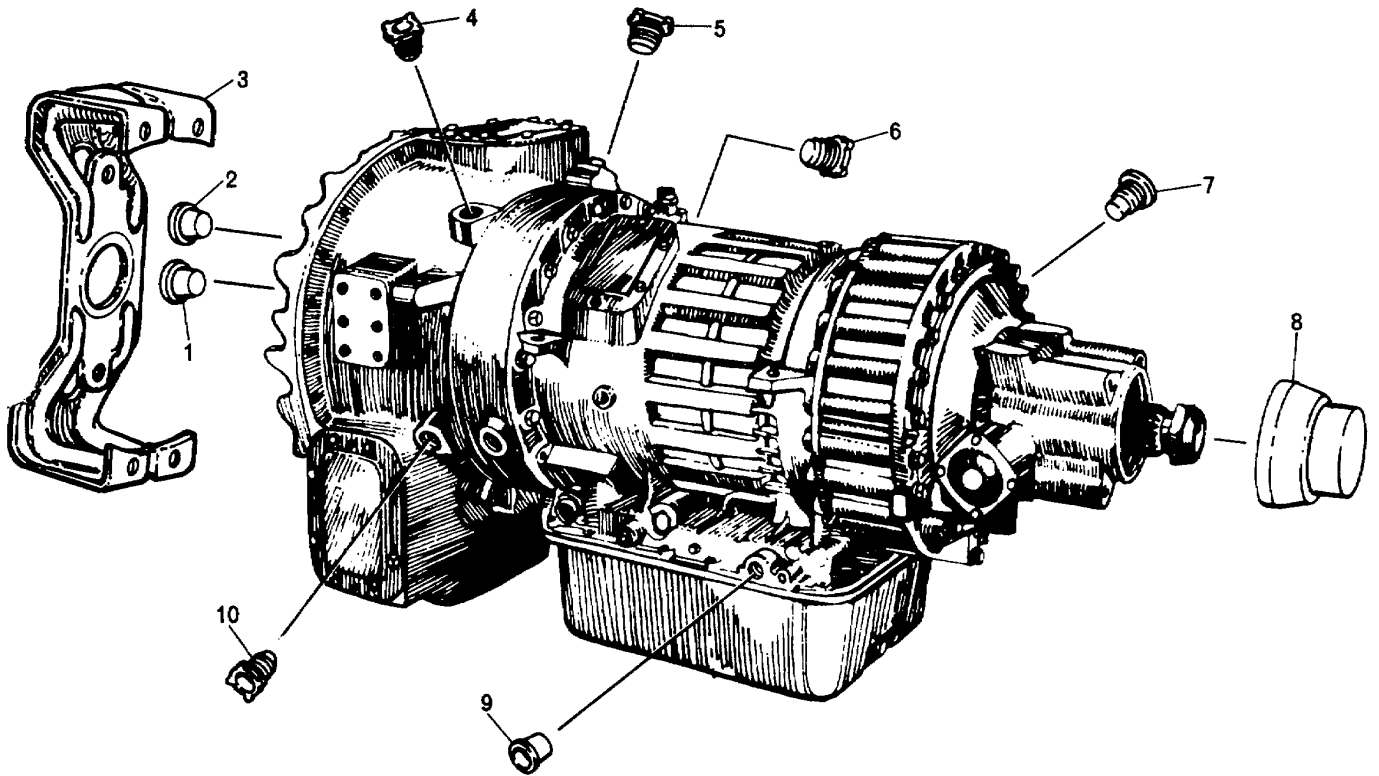
FIG. 26-3 OIL PAN W/PREHEAT PROVISION AND OIL TEMPERATURE GAGE

COPYRIGHT 1983 GENERAL MOTORS CORP. 06-15-83



14509A

FIG. 26-4 MANUAL/AUTOMATIC SHIFT CONTROL
COPYRIGHT 1983 GENERAL MOTORS CORP. 06-15-83



15014A

FIG. 26-5 SHIPPING PLUGS

COPYRIGHT 1983 GENERAL MOTORS CORP. 06-15-83

ALLISON AUTOMATIC TRANSMISSION HT 700 SERIES PARTS CATALOG

NOTES

GROUP A
 PARKING BRAKE, BRAKE DRUM AND NEUTRAL START SWITCH, FIGURE 26

REF NO	NOMENCLATURE	PART NO	REQ	RECOMMENDED SPARES FOR UNITS		
				1-25	26-50	51-200
1	NUT, 5/8-18	274468	4			
2	WASHER, FLAT, 5/8	6768827	4			
3	LEVER, BRAKE APPLY .	6770597	1			
4	WASHER, WAVE	2405951	1			
5	BRAKE ASSY, MECHANICAL ACTUATED, BENDIX 12X5	6770598	1			
6	SPRING	2344799	1			
7	SOCKET, ADJUSTING SCREW	2344798	1			
8	SCREW, ADJUSTING .	6830410	1			
9	NUT, ADJUSTING SCREW	2344802	1			
10	PLATE, BRAKE SUPPORT	2399044	1			
11	SHOE AND LINING .	6830409	2			
12	BRACKET, SUPPORT .	2400596	1			
13	WASHER, LOCK	103026	2			
14	NUT, HX, 3/4-16	218197	2			
15	SHAFT, CAM	2400595	1			
16	PIN, ANCHOR	2399049	2			
17	BRACE, ANCHOR PIN	2399050	1			
18	SPRING, SHOE RETURN	2399048	2			
19	WASHER, FLAT, 5/8	6768827	4			
20	BOLT, HX HD, 5/8-18 X 2	223738	4			
21	DRUM, BRAKE, S1800	6771515	1			
22-23	NOT USED IN THIS GROUP					

GROUP B
 PARKING BRAKE, BRAKE DRUM AND NEUTRAL START SWITCH, FIGURE 26
 SAME AS GROUP A, EXCEPT FOR PARTS LISTED BELOW

21	DRUM, BRAKE, S1700	2342875	1			
----	--------------------	---------	---	--	--	--

GROUP C
 PARKING BRAKE, BRAKE DRUM AND NEUTRAL START SWITCH, FIGURE 26
 SAME AS GROUP A, EXCEPT FOR PARTS LISTED BELOW

21	DRUM, BRAKE	6773973	1			
22	WASHER, LOCK, 7/16	103322	12			
23	BOLT, HX HD, 7/16-20 X I	181395	12			

GROUP D
 PARKING BRAKE, BRAKE DRUM AND NEUTRAL START SWITCH, FIGURE 26
 SAME AS GROUP A, EXCEPT FOR PARTS LISTED BELOW

21	DRUM, BRAKE	6769938	1			
22	WASHER, LOCK, 1/2	103323	8			
23	BOLT, HX HD, 1/2-20 X 1	181427	8			

GROUP E
 PARKING BRAKE, BRAKE DRUM AND NEUTRAL START SWITCH, FIGURE 26

REF NO	NOMENCLATURE	PART NO	REQ	RECOMMENDED SPARES FOR UNITS		
				1-25	26-50	51-200
1-23	NOT USED IN THIS GROUP					
24	SWITCH, NEUTRAL START	23011921	1			
24	SWITCH, NEUTRAL START	23011922	1			
24	SWITCH, NEUTRAL START	23011923	1			

GROUP F
 FLANGE, FIGURE 26-1

1	FLANGE, BRAKE MOUNTING, 12 X 5, S1800	6771519	1			
2	NUT, FLANGE RETAINING	6771144	1			

GROUP G
 FLANGE, FIGURE 26-1

5	FLANGE, M8C	6771573	1			
6	NUT, FLANGE RETAINING	6771144	1			

GROUP H
 FLANGE, FIGURE 26-1

3	FLANGE, S1800 .	6771538	1			
4	NUT, FLANGE RETAINING	6771144	1			

GROUP J
 FLANGE, FIGURE 26-1

7	FLANGE, BRAKE MOUNTING, S1700	6771285	1			
8	NUT, FLANGE RETAINING	6771144	1			

GROUP K
 FLANGE, FIGURE 26-1

5	FLANGE, MECH 7C	6778274	1			
6	NUT, FLANGE RETAINING	6771144	1			

GROUP L
 FLANGE, FIGURE 26-1

9	FLANGE, BRAKE MOUNTING, MECH 7C, FOR PARKING BRAKE MOUNTING	6778273	1			
10	NUT, FLANGE RETAINING	6771144	1			

GROUP M
 FLANGE, FIGURE 26-1

5	FLANGE, M9C	6777400	1			
6	NUT, FLANGE RETAINING	6771144	1			

GROUP N
FLANGE, FIGURE 26-1

REF NO	NOMENCLATURE	PART NO	REQ	RECOMMENDED SPARES FOR UNITS		
				1-25	26-50	51-200
9	FLANGE, BRAKE MOUNTING, 12X5, MBC	6771255	1			
10	NUT, FLANGE RETAINING	6771144	1			

GROUP P
FLANGE, FIGURE 26-1

11	NUT, FLANGE RETAINING	9416389	1			
12	WASHER, FLANGE	6771612	1			
13	FLANGE, S-1650	6770787	1			

GROUP Q
FLEX DISK, FIGURE 26-2
SAME AS GROUP A, EXCEPT FOR PARTS LISTED BELOW

2	FLEX DISK ASSY	6769277	1			
3	HUB ASSY	6769286	1			
4	HUB	6770761	1			

GROUP R
FLEX DISK, FIGURE 26-2
SAME AS GROUP A, EXCEPT FOR PARTS LISTED BELOW

2	FLEX DISK ASSY	6754248	1			
3-5	HUB ASSY, SUPPLIED BY ENGINE MANUFACTURER.					
9	BOLT, SUPPLIED BY ENGINE MANUFACTURER.					

GROUP S
FLEX DISK, FIGURE 26-2

1	BOLT, HX HD, SELF-LOCKING, 1/2-20 X 1	9409058	12			
2	NOT USED IN THIS GROUP					
3-5	SUPPLIED BY ENGINE MANUFACTURER.					
6	DISK ASSY, FLEX FLYWHEEL	6751516	1			
7	DISK, FLEX FLYWHEEL	6750468	4			
8	LATE, FLEX FLYWHEEL	6753364	1			

* SERVICED AS AN ASSY - NOT AS A DETAIL PART

ALLISON AUTOMATIC TRANSMISSION HT 700 SERIES PARTS CATALOG **26-3.4**
 GROUP T
 FLEX DISK, FIGURE 26-2

REF NO	NOMENCLATURE	PART NO	REQ	RECOMMENDED SPARES FOR UNITS		
				1-25	26-50	51-200
1	BOLT, HX HD, SELF-LOCKING, 1/2-20 X I	9409058	12			
2	NOT USED IN THIS GROUP					
3-5	SUPPLIED BY ENGINE MANUFACTURER					
6	DISK ASSY, FLEX FLYWHEEL	6768382	11			
7	DISK, FLEX FLYWHEEL	6768381	4			
8	SUPPLIED BY ENGINE MANUFACTURER.					
9	BOLT, HX HD, SELF-LOCKING, 1/2-20 X 3/4	9409056	12			

GROUP U
 FLEX DISK, FIGURE 26-2

1	BOLT, HX HD, SELF-LOCKING, 1/2-20 X I	9409058	12			
2	NOT USED IN THIS GROUP.					
3-5	SUPPLIED BY ENGINE MANUFACTURER.					
6	DISK ASSY, FLEX FLYWHEEL	6768382	1			
7	DISK, FLEX FLYWHEEL	6768381	4			
8	PLATE, FLEX FLYWHEEL	6768383	11			
9	BOLT, HX HD, SELF-LOCKING, 1/2-20 X 3/4	9409058	12			

GROUP V
 FLEX DISK, FIGURE 26-2
 SAME AS GROUP D, EXCEPT FOR PARTS LISTED BELOW

6	NOT USED IN THIS GROUP					
7	DISK, FLEX FLYWHEEL	6750468	5			
9	BOLT, HX HD, SELF-LOCKING, 1/2-13 X 1 1/8	9409127	12			

GROUP W
 FLEX DISK, FIGURE 26-2

1	BOLT, HX HD, SELF-LOCKING, 1/2-20 X 1	9409058	12			
2	FLEX DISK ASSY	6773907	1			
3-5	SUPPLIED BY ENGINE MANUFACTURER					
6	DISK ASSY, FLEX FLYWHEEL	6773833	1			
7	DISK, FLEX FLYWHEEL	6773832	4			
8	PLATE, FLEX FLYWHEEL	6773906	1			
9	SUPPLIED BY ENGINE MANUFACTURER					

GROUP X
 OIL PAN W/PREHEAT PROVISION, FIGURE 26-3

1	GASKET, OIL PAN	23016681	1	3	6	15
2	KIT, TRANSMISSION OIL PAN W/PREHEAT ORIFICE,	23011302	1			
	DRAIN PLUG AND WASHER. 23011302 KIT CONSISTS OF 6885149 OIL PAN, 3921988 DRAIN PLUG, 3921989 DRAIN PLUG WASHER, 103870 PLUG AND 23012636 PLUG					
3	PLUG, OIL PAN DRAIN	3921988	1	2	4	12
4	WASHER, DRAIN PLUG	3921989	1	2	4	12
5	PAN, TRANSMISSION OIL WITH ORIFICE FOR	6885149*	1			
	MOUNTING OIL PREHEATER					
6	PLUG, 1 INCH HEATER ORIFICE	103870	1	1	2	4
7	PLUG .23012036	1	1	2	4	

* SERVICED AS AN ASSY - NOT AS A DETAIL PART

COPYRIGHT 1984, 1985 GENERAL MOTORS CORP.

12-15-84

GROUP Y
OIL TEMPERATURE GAGE KIT, FIGURE 26-3

REF NO	NOMENCLATURE SPARES FOR UNITS	PART NO	REQ	RECOMMENDED		
				1-25	26-50	51-200
8	KIT, OIL TEMPERATURE GAGE.FOR NEGATIVE GROUND SYSTEMS ONLY. 6880751 KIT CONSISTS OF 8992253 TEMPERATURE GAGE, 8992016 TEMPERATURE SENDER ASSY, 5655149 WIRING HARNESS, 131282 BULB, NO. 53, 9428754 NUT, 6880750 DECAL AND 6880752 INSTRUCTION SHEET. FOR POSITIVE GROUND SYSTEMS SEE SIL 14TR76 AVAILIABLE FROM YOUR SERVICE OUTLETS.	6880751	1			

GROUP Z
MANUAL/AUTOMATIC SHIFT CONTROL KIT, FIGURE 26-4

1	KIT, MANUAL/AUTOMATIC SHIFT CONTROL	6883932	1			
2	BOLT, HX HD, 3/8-16 X 3 1/2	186283	6			
3	WASHER, LOCK, 3/8	103321	6			
4	NUT, HEX 3/8-16	102635	6			
5	VALVE ASSY, STEP GOVERNOR, SEE SIL 24 TR78 AVAILABLE FROM YOUR SERVICE OUTLETS	23010297	1			
6	CAP, DETENT SPRING	6774155	1			
7	GASKET, DETENT SPRING	6772740	1			
8	SPRING, VALVE	23018423	1			
9	BALL	145657	2			
10	SPRING, VALVE	23018423	1			
11	BODY, VALVE, STEP GOVERNOR, SEE SIL24 TR78 AVAILABLE FROM YOUR SERVICE OUTLETS	23010293 *	1			
12	VALVE, GOVERNOR STEP	6883253	1			
13	SEAL, PLAIN ENCASED	6880484	1			
14	STOP, VALVE	6773592	1			
15	PIN, RETAINER	141202	1			
16	SPRING, STEP GOVERNOR	6883373	1			
17	VALVE, STEP GOVERNOR	6883254	1			
18	GASKET, STEP GOVERNOR	6701353	1			
19	PLUG, 1 1/8	6775618	1			
20	GASKET, STEP GOVERNOR, SEE SIL24 T78 AVAILABLE FROM YOUR SERVICE OUTLETS.	23010295	1			
21	COVER, STEP GOVERNOR, SEE SIL24 TR78 AVAILABLE FROM YOUR SERVICE OUTLETS.	23010294	1			
22	PIN, STRAIGHT	6836251	1			
23	PIN, STRAIGHT	6839122	1			
24	SPRING, INNER	6885166	1			
25	SPRING, OUTER	6833940	1			
26	VALVE, TRIMMER	6835921	1			
27	WASHER, LOCK, 3/8, SEE SIL24 TR78 AVAILIABLE FROM YOUR SERVICE OUTLETS.	103321	4			
28	BOLT, HX HD, 3/8-16 X 2 1/2, SEE SII 74TR78 AVAILABLE FROM YOUR SERVICE OUTLETS.	179849	4			
29	VALVE ASSY, CHECK	6882811	1			
30	RETAINER, BALL	6882812	1			
31	BALL, 1/4	23015476	1			
32	BALL, SEAT	6882813	1			

" SERVICED AS AN ASSY - NOT AS A DETAIL PART

GROUP AA
SHIPPING PLUGS, FIGURE 26-5

REF NO	NOMENCLATURE	PART NO	REQ	RECOMMENDED SPARES FOR UNITS		
				1-25	26-50	51-200
1	PLUG, OIL FILTER PORT, RETARDER	6772664	1			
2	PLUG, OIL FILTER PORT, RETARDER	6772664	1			
3	STRAP, RETAINING, CONVERTER	6837023	1			
4	PLUG, OIL FILTER PORT	6772665	1			
5	PLUG, OIL COOLER PORT	6772665	1			
6	PLUG, OIL COOLER PORT	6772665	1			
7	PLUG, OIL FILLER TUBE	6837461	1			
8	CAP, REAR OUTPUT SHAFT	6880168	1			
9	PLUG, MODULATOR BORE.....	6837569	1			
10	PLUG, OIL FILTER PORT	6772665	1			

ALLISON AUTOMATIC TRANSMISSION HT 700 SERIES PARTS CATALOG

SUPPLEMENTAL PARTS INFORMATION
(SPI)

Subject: Release of New Range Control Valve Body Assemblies

Equipment Affected: HT 700 Series Transmissions

Effective Serial Number: 2587 (Exception: Transmissions S/N 2101 thru 2103, S/N 2291 thru 2299, S/N 2410 thru 2422 and S/N 2458 thru 2476 also conform)

As a product improvement, new range control valve body assemblies have been released for the subject transmission assemblies. The new control assemblies incorporate the addition of trim boost and governor accumulator valves to improve overall shift characteristics and to eliminate a 1 to 2 shift cycling action that would occur under certain operating conditions. Other changes within a particular control assembly involves further improvements peculiar to its application and/or vehicle usage.

The part number changes necessary to provide this product improvement are as follows:

HT 740 Models

New Part No.	Old Part No.	Qty	Part Name
6839720 (Kit P/N 6839999)	6838312	1	Valve Assy., control (740D conventional 2100-2200 RPM eng. gov'd. speed applications)
6839734	6836281	1	Body, control valve
6839726	6838081	1	Plate, oil transfer
6839731	6880195	1	Plate, separator
6838986		2	Valve, accumulator
9436084		1	Stop, trim boost accumulator
6838989		1	Spring, trim boost accumulator
6838987		1	Stop, gov. accumulator
455289		1	Pin, gov. accumulator
6838988		1	Spring, gov. accumulator
6830319		1	*Ball, check valve
		(qty. decrease from 4 to 3)	
6839725 (Kit P/N 6839987)	6838518 (Kit P/N 6839454)	1	Valve Assy., control (740D conventional, no 1st L. U., 1950-2050 RPM eng. gov'd. speed applications)
6839723 (Kit P/N 6880001)	6838315 (Kit P/N 6880201)	1	Valve Assy., control (740D conventional, no 1st L. U., 2100-2200 RPM eng. gov'd speed applications)
6839724 (Kit P/N 6839972)	6838316 (Kit P/N 6838270)	1	Valve Assy., control (740D conventional, no 1st L.U., 2300-2500 RPM eng. gov'd. speed applications)
6839734	6836281	1	Body, control valve
6839734	6839146	1	Body, control valve

HT 740 Models (Cont'd.)

<u>New Part No.</u>	<u>Old Part No.</u>	<u>Qty</u>	<u>Part Name</u>
6839726	6838081	1	Plate, oil transfer
6839733	6880197	1	Plate, separator
6839733	6880198	1	Plate, separator
6838986		2	Valve, accumulator
9436084		1	Stop, trim boost accumulator
6838989		1	Spring, trim boost accumulator
6838987		1	Stop, gov. accumulator
455289		1	Pin, gov. accumulator
6838988		1	Spring, gov. accumulator
	6830319	1	*Ball, check valve
		(qty. decrease from 3 to 2)	
	6880187	1	*Ball, check valve
6838077	6833934	1	Spring, modulator
6839721 (Kit P/N 6880000)	6838313	1	Valve Assy., control (740D high torque rise, 2100-2200 RPM eng. gov'd. speed applications)
6839722 (Kit P/N 6839973)	6838314 (Kit P/N 6838271)	1	Valve Assy., control (740D high torque rise, 2400 RPM eng. gov'd. speed applications)
6839734	6836281	1	Body, control valve
6839726	6838081	1	Plate, oil transfer
6839732	6880196	1	Plate, separator
6838986		2	Valve, accumulator
9436084		1	Stop, trim boost accumulator
6838989		1	Spring, trim boost accumulator
6838987		1	Stop, gov. accumulator
455289		1	Pin, gov. accumulator
6838988		1	Spring, gov. accumulator
	6830319	1	*Ball, check valve
		(qty. decrease from 4 to 3)	
6839719 (Kit P/N 6839986)	6838311 (Kit P/N 6838272)	1 3000 RPM eng.	Valve Assy., control (740T, 2800- gov'd. speed applications)
6839734	6838990	1	Body, control valve
6839726	6838081	1	Plate, oil transfer
6839730	6838350	1	Plate, separator
6838986		1	Valve, accumulator
6838987		1	Stop, gov. accumulator
455289		1	Pin, gov. accumulator
6838988		1	Spring, gov. accumulator
	6830319	1	*Ball, check valve
		(qty. decrease from 3 to 2)	

HT 740 Models (Cont'd.)

<u>New Part No.</u>	<u>Old Part No.</u>	<u>Qty</u>	<u>Part Name</u>
6880187		1	*Ball, check valve

HT 750 Models

<u>New Part No.</u>	<u>Old Part No.</u>	<u>Qty</u>	<u>Part Name</u>
6839713 (Kit P/N 6839990)	6838304 (Kit P/N 6839457)	1	Valve Assy., control (750 CRD conventional, 2100-2200 RPM eng. gov'd. speed applications)
6839714 (Kit P/N 6839997)	6838305	1	Valve Assy., control (750 CRD conventional, 2300-2500 RPM eng. gov'd. speed applications)
6839715 (Kit P/N 6839991)	6838306 (Kit P/N 6839677)	1	Valve Assy., control (750 CRD conventional, 2600-2700 RPM eng. gov'd. speed applications)
6839735	6838318	1	Body, control valve
6839726	6838081	1	Plate, oil transfer
6839727	6880192	1	Plate, separator
6830319		1	*Ball, check valve
6839716 (Kit P/N 6839989)	6838307 (Kit P/N 6839456)	1	Valve Assy., control (750 DRD conventional, 2100-2200 RPM eng. gov'd. speed applications)
6839736	6838319	1	Body, control valve
6839726	6838081	1	Plate, oil transfer
6839728	6880193	1	Plate, separator
6838986		2	Valve, accumulator
9436084		1	Stop, trim boost accumulator
6838989		1	Spring, trim boost accumulator
6838987		1	Stop, gov. accumulator
455289		1	Pin, gov. accumulator
6838988		1	Spring, gov. accumulator
6830319		4	*Ball, check valve
		(qty. decrease from 7 to 3)	
6839717 (Kit P/N 6839988)	6838308 (Kit P/N 6839455)	1	Valve Assy., control (750 DRD high torque rise, 2100-2200 RPM eng. gov'd. speed applications)
6839718 (Kit P/N 6839998)	6838309	1	Valve Assy., control (750 DRD high torque rise, 2400 RPM eng. gov'd. speed applications)
6839736	6838319	1	Body, control valve
6839726	6838081	1	Plate, oil transfer
6839729	6880194	1	Plate, separator
6838986		2	Valve, accumulator

HT 750 Models (Cont'd.)

<u>New Part No.</u>	<u>Old Part No.</u>	<u>Qty</u>	<u>Part Name</u>
9436084		1	Stop, trim boost accumulator
6838989		1	Spring, trim boost accumulator
6838987		1	Stop, gov. accumulator
455289		1	Pin, gov. accumulator
6838988		1	Spring, gov. accumulator
6830319		4	*Ball, check valve
		(qty. decrease from 6 to 2)	
	6880187	1	*Ball, check valve

*Page 5 reflects the location of check valve balls at oil transfer plate peculiar to both the new and replaced control valve assemblies.

INTERCHANGEABILITY

New Parts may be used on transmissions prior to the Effective Serial Number but they must be used together.

Spare Parts Information

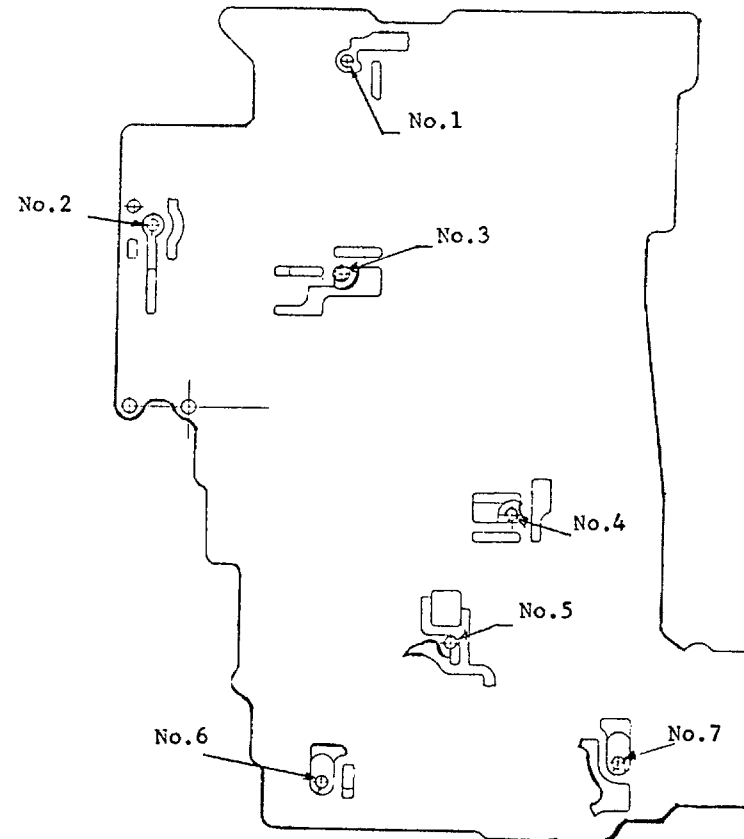
The following parts will be maintained for servicing transmissions prior to the Effective Serial Number in field service.

<u>Part No.</u>	<u>Part Name</u>
6838081	Plate, oil transfer
6880195	Plate, separator
6880197	Plate, separator
6880198	Plate, separator
6880196	Plate, separator
6838350	Plate, separator
6880192	Plate, separator
6880193	Plate, separator
6880194	Plate, separator

All remaining old parts are hereby completely cancelled for customer service.

CONTROL VALVE BODY ASSY. P/N	BALL LOCATION *						
	1	2	3	4	5	6	7
6838304			X	X	X	X	X
6838305			X	X	X	X	X
6838306			X	X	X	X	
6838307	X	X	X	X	X	X	X
6838308	X	X	X	X	X	X	X
6838309	X	X	X	X	X	X	X
6838311		X	X	X	X		
6838312		X	X	X	X		
6838313		X	X	X	X		
6838314		X	X	X	X		
6838315		X	X	X	X		
6838316		X	X	X	X		
6838318			X	X			
6839713			X	X	X		X
6839714			X	X	X		X
6839715			X	X	X		X
6839716			X	X	X		
6839717			X	X			
6839718			X	X			
6839719			X	X			
6839720			X	X	X		
6839721			X	X	X		
6839722			X	X	X		
6839723			X	X			
6839724			X	X			
6839725			X	X			

*Use ball P/N 6880187 (5/16 dia. -Color Code "Red") in No. 5 location (if indicated in column by "X"). All other locations (if indicated in column by "X") use ball P/N 6830319 (1/4 dia.).



SUBJECT: Modification Required to Model Year (MY) '74 and '75 Transmissions For Use in Split Shaft PTO Applications

EQUIPMENT AFFECTED: HT-740D (HTR and Coach) and HT-750CRD Model Transmissions

Effective Serial Number: 2587 (Exception: S/N 2101 thru 2103, 2291 thru 2299, 2410 thru 2422 and 2458 thru 2476 must also be modified)

The 1974 Model Year (MY) changes made, provided a more stabilized hydraulic control system and improved the shift characteristics of the HT-700 Series transmissions. However, these changes affected the operational requirements of those vehicle applications (fire truck pumpers) equipped with the HT-740D and HT-750CRD models during split shaft PTO operations. High range lockup (direct drive) operation at a low engine speed or near idle is necessary for some pumper fire truck applications. Failure to hold high range lockup during pumping mode has been the common complaint, prompting this product modification improvement.

Rev. "B" Part Number Change

<u>New Part Number</u>	<u>Old Part Number</u>	<u>Part Name</u>	<u>Qty.</u>
6883177	6882041	Solenoid	1
6883178	6882916	Hose SAE 100R5	1

Interchangeability

New parts are fully interchangeable on units in the field, but when using solenoid P/N 6882041, it must be modified as shown on page 14.

To incorporate this change on '74 and '75 MY transmissions in field service, three (3) Conversion Service Kits have been released and are available. Kits released for conversion are: Kit P/N 6882047 for HT-740D Coach (no 1st lockup) models; Kit P/N 6882048 for HT-750CRD models and Kit P/N 6882049 for HT-740D HTR (high torque rise) models. Transmissions that are converted are to be reidentified to a new transmission assembly part number (A/N refer to "Special Instructions. ")

NOTE:

Transmission Assembly Part Numbers with the letter "B" suffix represents a pre-modified unit prior to delivery to an OEM customer and installation in fire truck applications. Refer to "Special Instructions. "

<u>Part No.</u>	<u>Qty.</u>	<u>Part Name</u>	<u>Kit P/N</u> <u>6882047</u>	<u>Kit P/N</u> <u>6882048</u>	<u>Kit P/N</u> <u>6882049</u>
6881971	1	Plate, separator	X		
6881970	1	Plate, separator		X	
6881993	1	Plate, separator			X
6881969	1	Plate, cover X	X		X
6834528	2	Springs, relay	X	X	X
6830319	2	Ball, .250 DIA.	X	X	X
8622361	1	Screw, drive X	X		X

<u>Part No.</u>	<u>Qty.</u>	<u>Part Name</u>	<u>Kit P/N</u> <u>6882047</u>	<u>Kit P/N</u> <u>6882048</u>	<u>Kit P/N</u> <u>6882049</u>
6838494	1	Plate, Name	X	X	X
6838421	1	Gasket, pan	X	X	X
Rev. "B" 6883177	1	Solenoid	X	X	X
6882042	*As	Valve, check	*X(1)	*X(2)	*X(1)
	Req'd.				
6882043	1	Turbine, steel	X	X	X
6882044	1	Fitting, Bulkhead	X	X	X
6882045	1	Fitting, tubing	X	X	X
6882046	1	Fitting, adapter	X	X	X
274244	2	"O" Ring, bulkhead	X	X	X
6882054	1	Instruction Sheet No. 91	X	X	X
6882913	1	Cross, 1/4" EXT Pipe/1/4X INT Pipe	X	X	
6882914	1	Cross, 1/4" EXT Pipe/1/4" INT Pipe	X	X	X
6882915	*As	Hose Fitting, 1/4" Male Pipe	*X(4)	*X(5)	*X(5)
	Req'd.				
Rev. "B" 6883178	1	Hose, 15' Length SAE 100R5	X	X	X
6882917	*As	Hose Fitting, SAE 37° (J. I. C.) Swivel	*X(2)	*X(3)	*X(3)
	Req'd.				
6882918	2	Hose Fitting, 450 Elbow Univ. Swivel	X	X	X
6882920	1	Fitting, 1/4" Female Pipe/37° Flare	X	X	
6882919	*As	Fitting, 1/8" Male Pipe/370 Flare	*X(1)	*X(2)	*X(3)
	Req'd.				
6882921	1	Nipple, EXT 1/4" Pipe/EXT 1/8" Pipe	X	X	
6882922	2	Fitting, 37° Flare (1/2-20)/370 Flare (7/16-20)	X	X	X
6882923	2	Nut, tube	X	X	X
6882924	2	Tube, 1 1/2" Lg. /370 Flare	X	X	X
6882925	1	Tee, 1/4" EXT Pipe/1/4" INT Pipe	X		
444618	1	Plug, .250 (for P/N 6882914)	X	X	X
6882811	1	Valve, double check	X		

Basically the changes necessary are: (A) Rework of the main control valve body; change out of two (2) relay valve springs, oil separator plate, and add 1/4 inch (blue) check valve balls, (B) rework transmission housing and change out a cover plate, (C) install external oil circuitry. Refer to Instruction Sheet No.91 (pages 7 thru 22) that is included in each of the three (3) conversion kits relating the complete procedure and requirements.

The part number changes necessary as a result of this modification to 74 and 75 MY transmissions are as follows:

HT-740D Coach (no 1st lockup)

<u>New P/N</u>	<u>Old P/N</u>	<u>Qty.</u>	<u>Part Name</u>
6882199	6839723	1	Body Assy., control (21-2300 RPM)
6882200	6839724	1	Body Assy., control (23-2500 RPM)

<u>New P/N</u>	<u>Old P/N</u>	<u>Qty.</u>	<u>Part Name</u>
6882201	6881024	1	Body Assy., control (26-2700 RPM)
6882202	6880971	1	Body Assy., control (21-2200 RPM)
6881971	6881145	1	Plate, separator
6880319		2	Ball, .250 dia.
6834528	6832462	2	Spring, 2-3 & 3-4 relay
6882203	6839734	1	Body, control
6882205	6881616	1	Case, transmission main
6882043		1	Tubing, steel
6882044		2	Fitting, bulkhead
6882045		3	Fitting, tubing
6882046		2	Fitting, adapter
274244	2		O-ring, bulkhead

HT-740D High Torque Rise

<u>New PIN</u>	<u>Old P/N</u>	<u>Qty.</u>	<u>Part Name</u>
6882198	6839721	1	Body Assy., control (21-2200 RPM)
6881993	6839732	1	Plate, separator
6830319		2	Ball, .250 dia.
6834528	6832462	2	Springs, 2-3 & 3-4 relay
6882203	6839734	1	Body, control
6882205	6881616	1	Case, transmission main
6882043		1	Tubing, steel
6882044		2	Fitting, bulkhead
6882045		3	Fitting, tubing
6882046		2	Fitting, adapter
274244		2	O-ring, bulkhead

HT-750CRD

<u>New P/N</u>	<u>Old P/N</u>	<u>Qty.</u>	<u>Part Name</u>
6882195	6839713	1	Body Assy., control (21-2200 RPM)
6882196	6839714	1	Body Assy., control (23-2500 RPM)
6882197	6839715	1	Body Assy., control (26-2700 RPM)
6882206	6880905	1	Body Assy., control (23-2500 RPM)
6881970	6839727	1	Plate, separator
6830319		2	Ball, .250 dia.
6834528	6832462	2	Springs, 2-3 & 3-4 relay
6882204	6839735	1	Body, control
6882205	6881616	1	Case, transmission main
6882043		1	Tubing, steel
6882044		2	Fitting, bulkhead
6882045		3	Fitting, tubing
6882046		2	Fitting, adapter
274244		2	O-ring, bulkhead

Interchangeability

New and old detail parts or body assemblies are not interchangeable.

New parts are for servicing only those transmissions that have been modified and has one of the new transmission A/N or has the letter "B" after the transmission assembly number (A/N) on nameplate. Refer to "Special Instructions" below.

Spare Parts Information

All old parts will be maintained for servicing original Production build transmissions in field service that have not been converted for fire truck applications.

NOTE:

If a MY 74 or 75 control valve body assembly is used as a service replacement on a MY 73 transmission (prior to S/N 2291), then applicable Modification Kit must also be added.

Special Instructions

Model Year (M. Y.) 74 and 75 HT-700 (since Production built serial number S/N 2291) have been or can be modified for compatibility in split shaft P. T. O. applications (fire truck pumps). The Service Kit required and the reidentification to a new transmission assembly part number (A/N) for future service requirement is as follows:

NOTE:

Transmissions having the letter "B" following the assembly part number are units that have been modified by Detroit Diesel Allison prior to Original Equipment Manufacturer (OEM) customer delivery. Thus, Production built HT-740D HTR A/N 6881322 after factory modification (prior to fire truck OEM receiving) is identified A/N 6881322B. If Production A/N 6881322 is modified field service (per Instruction Sheet No. 91) it must be reidentified to new A/N 6882274 as related in the listing for HT-740D HTR models. Transmission A/N 6881322B and A/N 6882274 are identical and the same service parts information is applicable to both. There are other 740 and 750 transmissions on listing in this category.

*A. HT-740 Coach (no 1st lockup) Models

Order Service Kit P/N 6882047 to modify one of the following transmission assemblies:

<u>A/N of Trans. being modified</u>	<u>Reidentify to the New A/N in this column</u>	<u>A/N of Trans. being modified</u>	<u>Reidentify to the New A/N in this column</u>
6835534	6882172	6881709	6882168
6839440	6882163	6881710	6882169

<u>A/N of Trans. being modified</u>	<u>Reidentify to the New A/N in this column</u>	<u>A/N of Trans. being modified</u>	<u>Reidentify to the New A/N in this column</u>
6839519	6882164	6881711	6882170
6839520	6882165	6881714	6882171
6839568	6882175	6881655	6882164
6839674	6882166	6880408	6882163
6839824	6882167	6881335	6882273
6839993	6882168	6881335	6881335B
6880107	6882169	6881350	6881350B
6880970	6882177	6881351	6881351B
6881023	6882178	6881419	6881419B
6881054	6882170	6882080	6882080B
6881166	6882171	6882082	6882082B
6881194	6882172	6882083	6882083B
6881196	6882163	6882084	6882084B
6881199	6882168	6882085	6882085B
6881201	6882169	6882086	6882086B
6881289	6882178	6882087	6882087B
6880408	6882163	6882088	6882088B
6881655	6882164	6882089	6882089B
6881712	6882165	6882090	6882090B
6881707	6882166	6882104	6882104B
6881708	6882167	6881325	6881325B
6881198	6882175		

*B. HT-740D High Torque Rise Models

Order Service Kit P/N 6882049 to modify one of the following transmission assemblies:

<u>A/N of Trans. being modified</u>	<u>Reidentify to the New A/N in this column</u>	<u>A/N of Trans. being modified</u>	<u>Reidentify to the New A/N in this column</u>
6881322	6882274	6881322	6881322B
6881323	6882272	6881323	6881323B
6881324	6882275	6881324	6881324B
6881849	6881849B	6838697	6882173
6839439	6882174	6880106	6882268
6880865	6882176	6881191	6882174
6881195	6882173	6881200	6882268
6881213	6882176		

*C. HT-750CRD Models

Order Service Kit P/N 6882048 to modify one of the following transmission assemblies:

A/N of Trans. being modified	Reidentify to the New A/N in this column	A/N of Trans. being modified	Reidentify to the New A/N in this column
6881292	6882277	6839932	6882181
6881292	6881292B	6880041	6882182
6881295	6882278	6880081	6882183
6881295	6882195B	6880447	6882184
6881296	6882280	6880722	6882184
6881296	6881296B	6880871	6882186
6881297	6882281	6880969	6882189
6881297	6881297B	6881167	6882189
6881302	6882276	6881168	6882182
6881302	6881302B	6881169	6882185
6881303	6882279	6881197	6882188
6881303	6881303B	6881202	6882180
6839441	6882179	6881203	6882179
6839518	6882188	6881204	6882189
6839590	6882187	6881205	6882183
6839750	6882180		

*HT-700D transmissions (except for those listed in paragraph B on page 5) with serial number (S/N) 4398 or later require a rear governor check valve assembly P/N 6881161. Order valve assembly in addition to kit if applicable.

Modified Transmission Assemblies Used in Vehicle Applications Other Than Fire Truck Pumpers

If for some reason, a customer wants to install a transmission that has been modified for fire truck application, in any other type vehicle, a jumper tube must be used to interconnect the two port openings (shift assist and sump) on the side of transmission housing near the transmission name plate. Jumper tube should be 0.188 minimum I. D. (.250 O. D.). All other external oil circuitry relative to a particular Model is not required nor any other modification except adding the jumper tube related above.

Transmission Service Manager

Rev. "B"
INSTRUCTION SHEET NO. 91
(Used in Kits P/N 6882047, 6882048, 6882049)

READ INSTRUCTIONS CAREFULLY. REMEMBER CLEANLINESS IS IMPORTANT.

NOTE:

HT-740 Conventional Models Not To Be Modified. This Conversion is For HT-740D (No 1st lockup), HT-740D High Torque Riser HT-740CRD Models Only.

This kit contains the parts necessary to modify a basic HT-700 transmission assembly to obtain high range lockup for split shaft PTO operations. Basically the changes necessary are: (A) Rework of the main control valve body, change out of two (2) relay valve springs, oil separator plate, and add 1/4 inch (blue) check valve balls-See Figs. 1 and 2. (B) Rework transmission housing and change out a cover plate-See Fig. 3, (C) Install the external oil circuitry, as applicable, -See Figs. 5 thru 10.

It is not necessary to remove the transmission from the vehicle to perform this modification. All fittings and parts required to modify the transmission assembly plus check valves, hose, fittings and solenoids used in the external oil circuitry is included in this kit.

Transmission Rework and Modification Procedure

1. Drain transmission oil.
2. Remove transmission oil pan and oil filter.
3. Remove control valve body assembly from the transmission.
4. Rework valve body and make those part changes as related in steps a. thru g. below.
 - a. Position control valve body assembly, modulator body side up, on work table. Refer to Figure 1. Remove modulator body assembly, being sure to keep oil transfer plate and oil separator plate together.
 - b. Lift off, both the transfer plate and separator plate together as an assembly and invert the assembly. Lay the assembly onto the work table. Remove and discard the old separator plate. Install either one (1) or (2) additional new 1/4 inch check balls P/N 6830319 into oil transfer plate. Refer to the ball chart in Figure 1 for the location and number required. With balls (1/4" blue and 5/16" red) located in transfer plate according to the chart, place the new oil separator plate onto the oil transfer plate. Place these assembled parts aside until ready for reassembly of the control valve body assembly.
 - c. Next, relay valve springs in "A" Bore and "B" Bore in valve body assembly are to be replaced with the new relay springs. Refer to Figure 1. Replace relay valve spring at Bore "A" and Bore "B" with the new springs P/N 6834528.

d. Now, rework control valve body at the location and as related in Figure 2. If proper precautions are taken this rework can be accomplished without disassembling the valve body assembly. "Mask-off" or handle valve body assembly properly to avoid drill and tap debris entering other valve areas.

NOTE:

Either remove priority valve, spring and stop or retain to avoid falling out of valve body during rework.

As related in Figure 2, locate, down in the "shift assist track", the center distance between the "C" and "D" shift bores. Drill a .125 diameter hole thru from side "B" (valve body-to-separator plate mating surface). From opposite (top) side, drill and tap a 1/16 27 Dryseal NPTF opening, at an angle, to intersect the .125 hole that was drilled.

NOTE:

The angle of the top drilled and tapped hole should be sufficient to avoid interference between the fitting to be installed and the body mounting bolt head when control body assembly is reassembled.

Be sure to thoroughly clean all drill and tap debris from body reworked area.

e. Be sure priority valve, spring and stop is installed in valve body assembly, if the parts were removed during rework.

f. Reinstall as an assembly the oil transfer plate (containing check balls) and oil separator plate onto control body assembly.

NOTE:

Grasp the two plates together, invert them, and position them on valve body with bolt holes aligned. Do not allow plates to separate or check balls could be dislocated.

g. Install modulator body and secure with three (3) bolts. Tighten bolts 9-11 lb. ft. torque.

5. At the transmission housing, rework housing and replace cover plate as follows:

a. At a point on a line 0.60 ± 0.10 inch from the inner edge of transmission housing oil pan splitline indicated (2 places) in Figure 3, locate and drill a 0.4375 inch diameter hole thru transmission housing. The hole at each area should be located on the 0.60 inch dimension line and to miss cast rib on opposite side to assure sealing surface and clearance for the bulkhead fittings to be installed at the two hole locations. Remove any drill debris and burrs from work area.

IMPORTANT:

For future identity of sump hole opening, lightly steel stamp the letters EXH. (exhaust) on the exterior (outside) of housing near the sump hole port. This is the hole over the transmission name plate.

b. Install a bulkhead fitting P/N 6882044 at each of the two holes in housing.

6. Install the control valve body assembly onto the transmission. Replace cover plate (Fig. 3) with the new cover plate P/N 6881969. Tighten bolts 8-12 lb. ft. torque.

7. Using the twenty-four (24) inch length of steel tubing P/N 6882043 with fittings P/N 6882045 and adapter 6882046; cut, bend and form as necessary to make the interconnections illustrated in Figure 4. For main supply tube, install fitting 6882045 into cover plate at the hole illustrated, then interconnect with the bulkhead fitting on transmission housing. Install shift assist tube with adapter and fitting at each end, interconnecting cover plate and control valve body.

NOTE:

When forming tubes, be sure to provide adequate clearance for installation of transmission oil filter and avoid contact when assembled.

8. Install transmission oil filter and oil pan onto transmission assembly. Use new pan gasket on reassembly.

9. Install, as applicable, the external oil circuitry for your particular model transmission as related below.

a. Figure 5 thru figure 8 illustrates the hookup required for a particular model and serial number of transmission being converted. Figure 9 and figure 10 illustrates the relative location of the individual external fittings.

IMPORTANT:

Refer to page 22 for modification required and installation instruction for solenoid P/N 6882041 prior to external hookup.

NOTE:

All solenoids used to obtain high range lockup for split shaft PTO operation must be connected to a waterproof switch which will close after the shift has been made in the transfer case.

Check transmissions S/N 4398 and later to be sure a governor pressure check valve P/N 6881161 or P/N 6882811 is installed in the transmission rear cover as in the applicable circuit diagrams. If not, then one must be installed before installing pressure line as stated. Refer to Figure 7 and figure 11.

10. Fill transmission with oil to "Full" level.

11. With transmission at normal operating temperature (160 -200 F) make a functional test check using a 0-200 PSI pressure gage at the location illustrated in external circuit, as follows:

Test #1	Range	Test pressure with solenoid	
		Energized	Off
1	N	Exceed 50 PSI	0
2	FWD	Exceed 50 PSI	0
3	REV	Exceed 50 PSI	0

12. IMPORTANT--Reidentify Transmission Assembly

a. Transfer "Model No." and "Serial No." only from old name plate to the new name plate.

b. Stamp the new identifying "Part No." on the new name plate. Find your transmission assembly Part No. being modified in the left column and reidentify with the new Part No. listed in right column.

P/N of Trans. being Modified	Reidentify to the new P/N in this column	P/N of Trans. being Modified	Reidentify to the new P/N in this column
6839440	6881200	6882268	
6839519	6882164	6880865	6882176
6839520	6882165	6881213	6882176
6839674	6882166	6839518	6882188
6839824	6882167	6881197	6882188
6839993	6882168	6839750	6882180
6880107	6882169	6881202	6882180
6881054	6882170	6839441	6882179
6881059	6882171	6881203	6882179
6881166	6882171	6880969	6882189
6881193	6882164	6881204	6882189
6881196	6882163	6880081	6882183
6881199	6882168	6881205	6882183
6881201	6882169	6839932	6882181
6835534	6882172	6881167	6882181
6881194	6882172	6880041	6882182
6838697	6882173	6881168	6882182
6881195	6882173	6880722	6882185
6839439	6882174	6881169	6882185
6881191	6882174	6880447	6882184
6889568	6882175	6839590	6882187
6881198	6882175	6880871	6882186
6880106	6882268	6880970	6882177
6881023	6882178		
6881289	6882178		

c. Replace old name plate on transmission with the new name plate.

1974 MY Control Valve Assemblies	Ball Locations													
	Prior to S/N 4398							S/N 4398 And Later						
	No. 1	No. 2	No. 3	No. 4	No. 5	No. 6	No. 7	No. 1	No. 2	No. 3	No. 4	No. 5	No. 6	No. 7
HT-740 Coach		X	X	X		X				X	X		X	
HT-740 H. T. R.			X	X	X	X				X	X	X	X	
HT-750 CRD		X	X	X	X	X	X			X	X	X	X	X

"X" signifies a ball is required if indicated. No. 5 location uses a 5/16" "RED" ball if indicated. All other locations use 1/4" "BLUE" ball if indicated.

H. T. R. — High Torque Rise Models

MY — Model Year

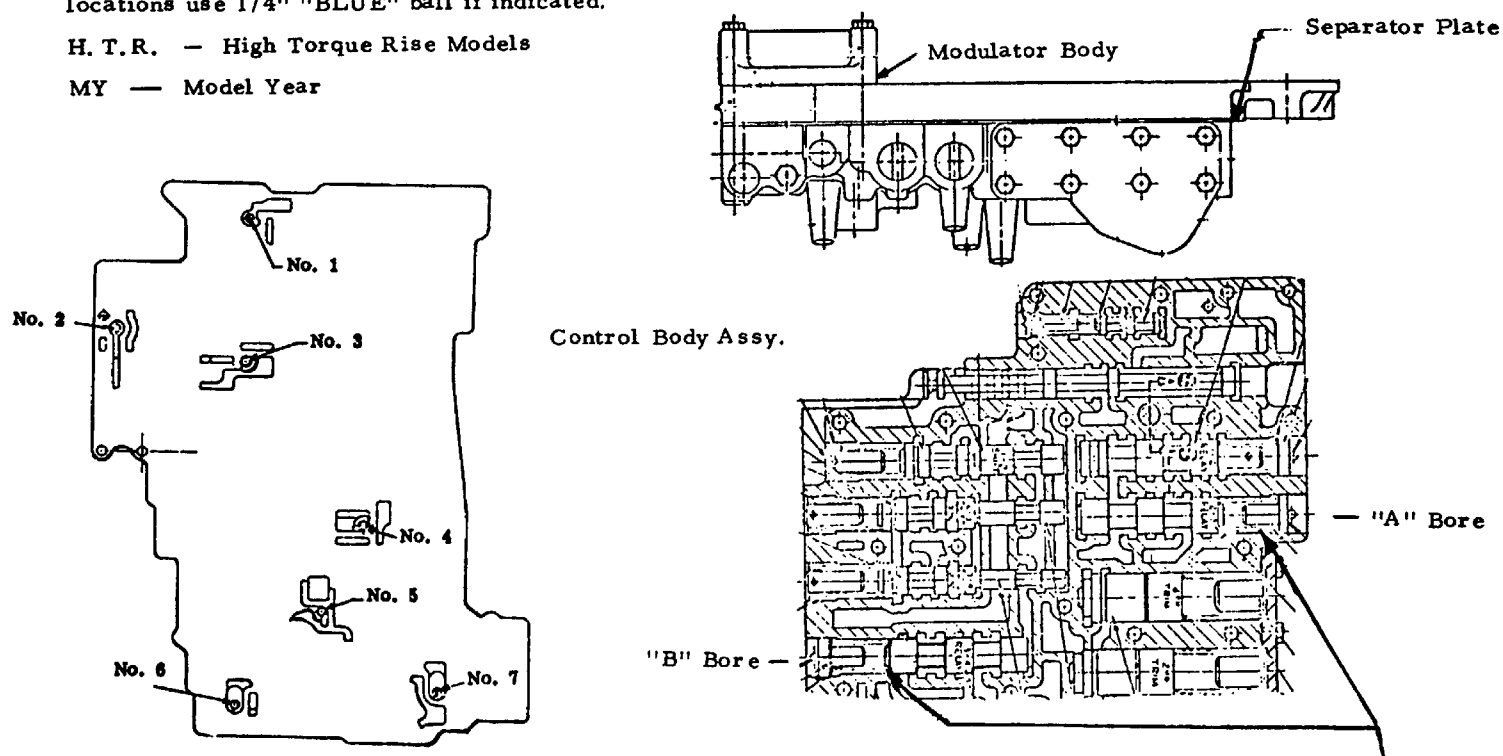


Fig. 1. Check Valve Ball Location, Separator Plate And Relay Valve Spring References

Fig. 1. Check Valve Ball Location, Separator Plate And Relay Valve Spring References

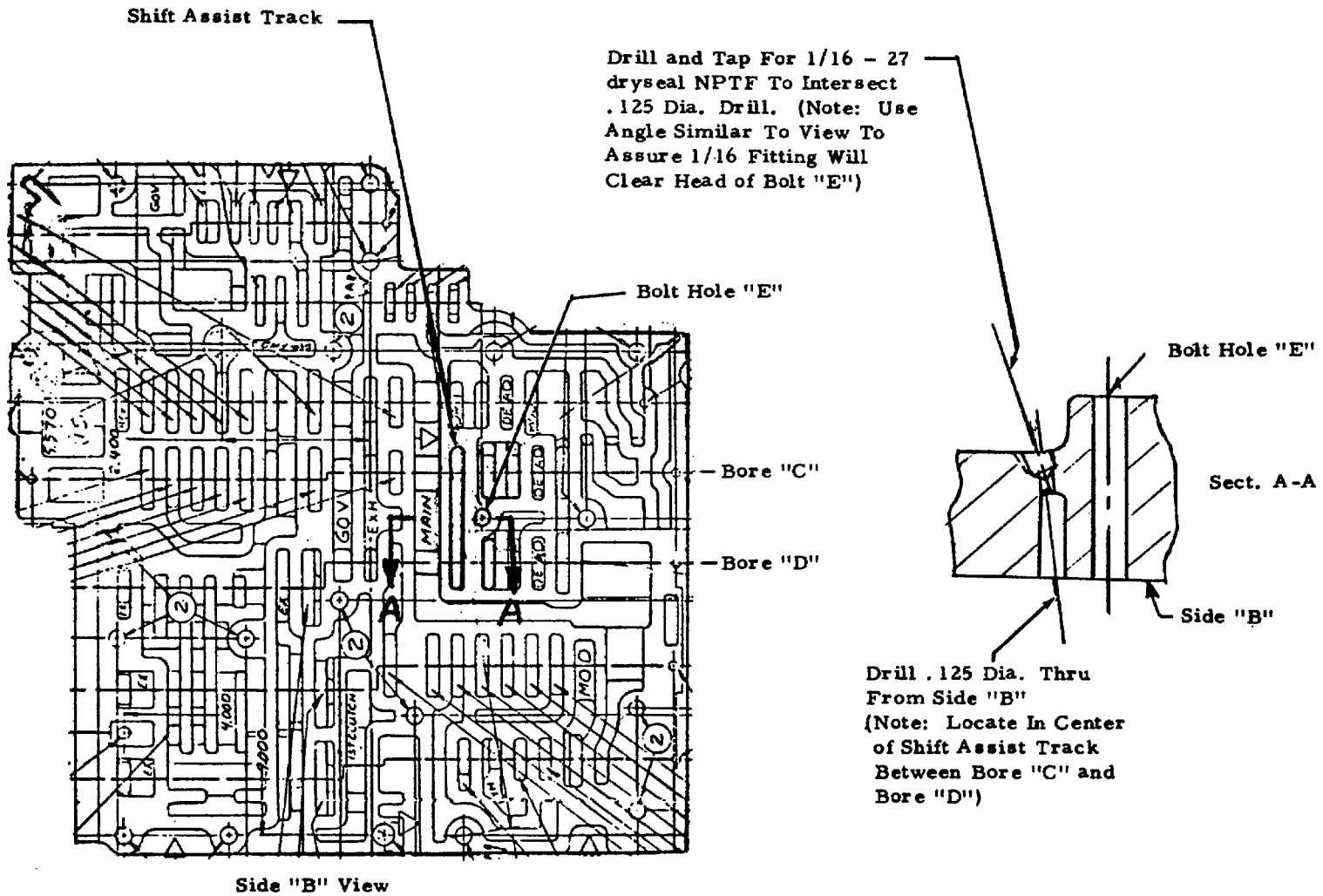


Fig. 2. Rework Of Control Valve Body

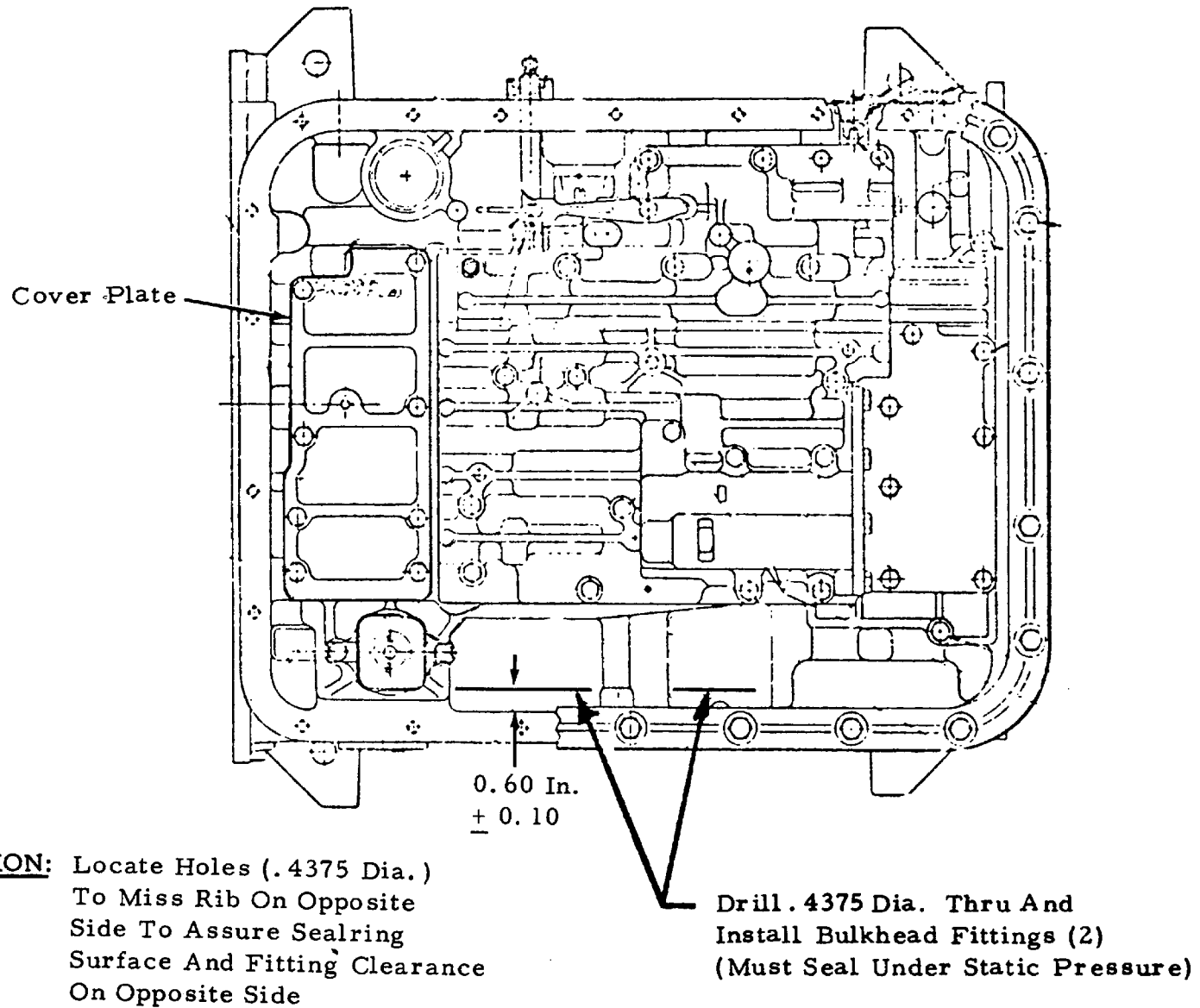


Fig. 3. Transmission Housing Rework

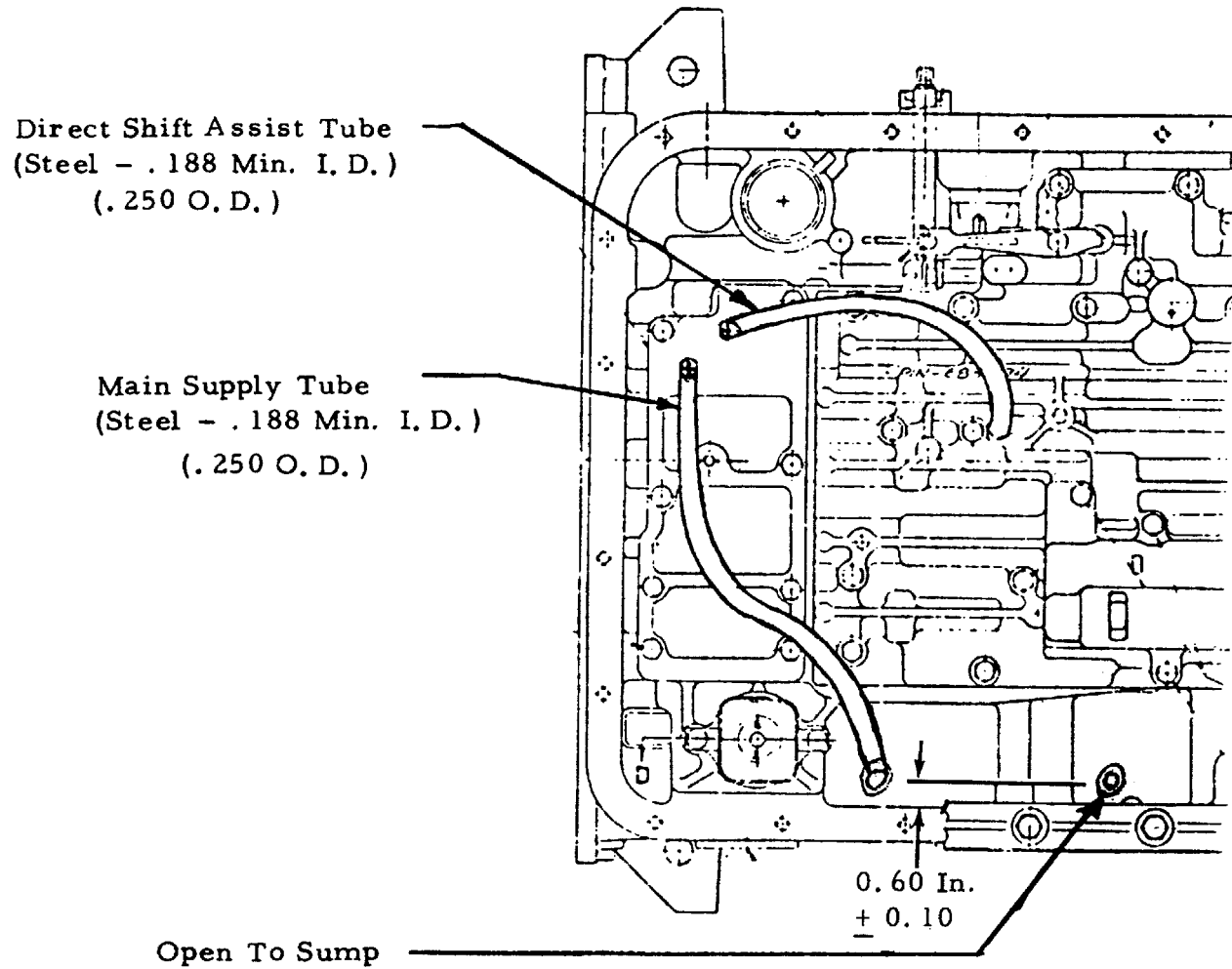
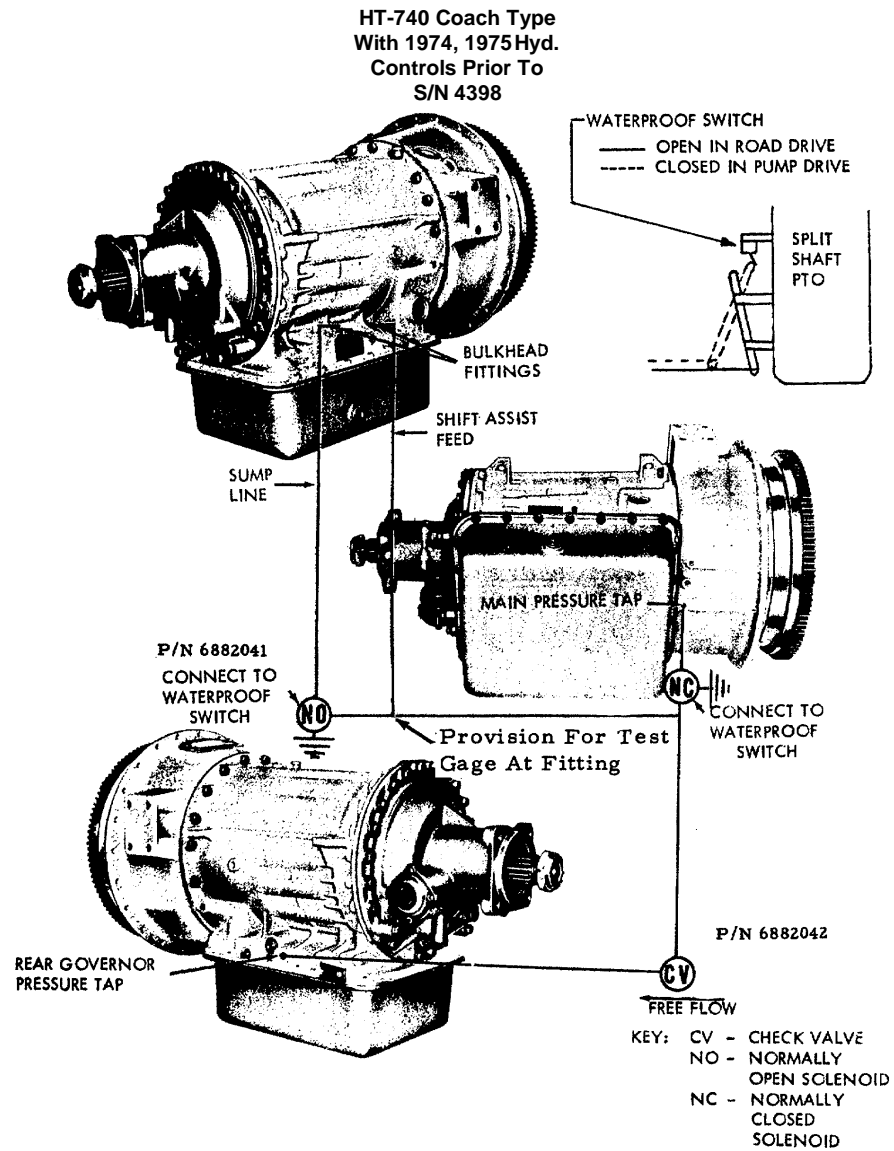


Fig. 4. Internal Tube Connections (Two)



HT-740D Coach Type
 With 1974, 1975 Hyd.
 Controls After S/N 4398

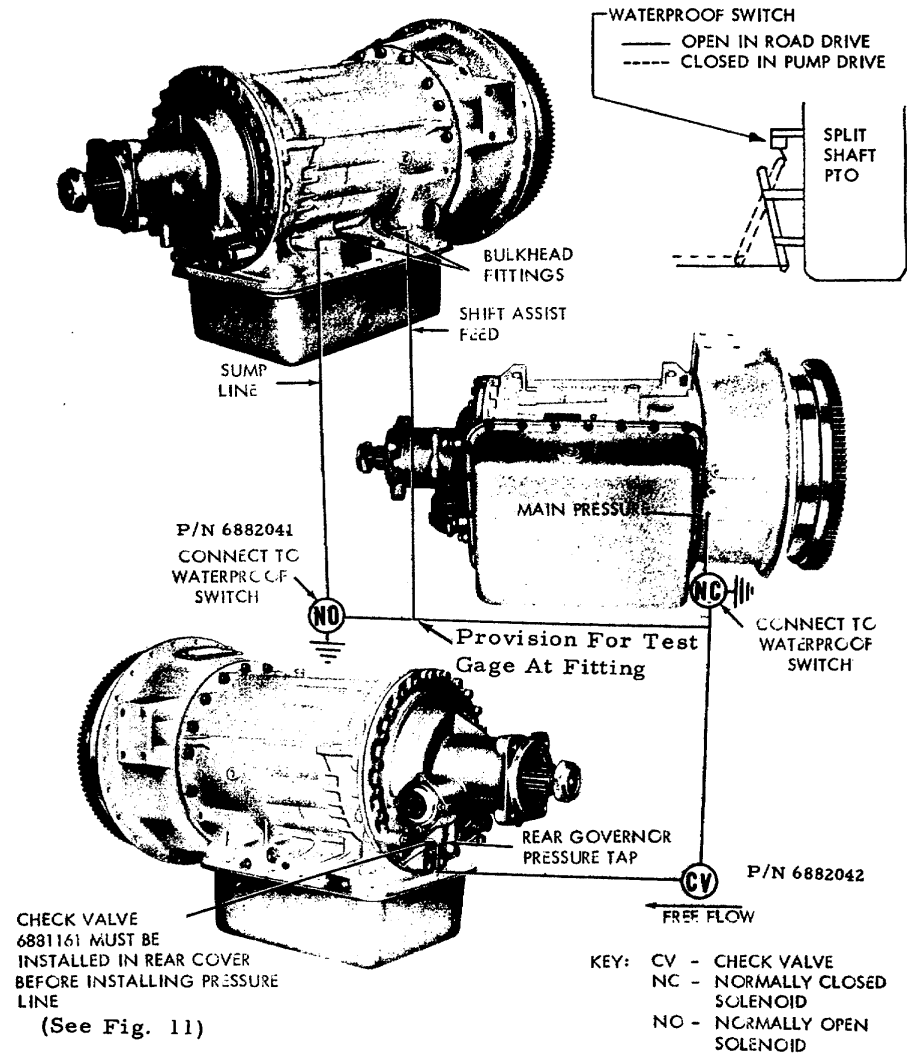


Fig. 6. HT 740 COACH TYPE EXTERNAL OIL CIRCUITRY
 For Unit S/N 4398 And Later

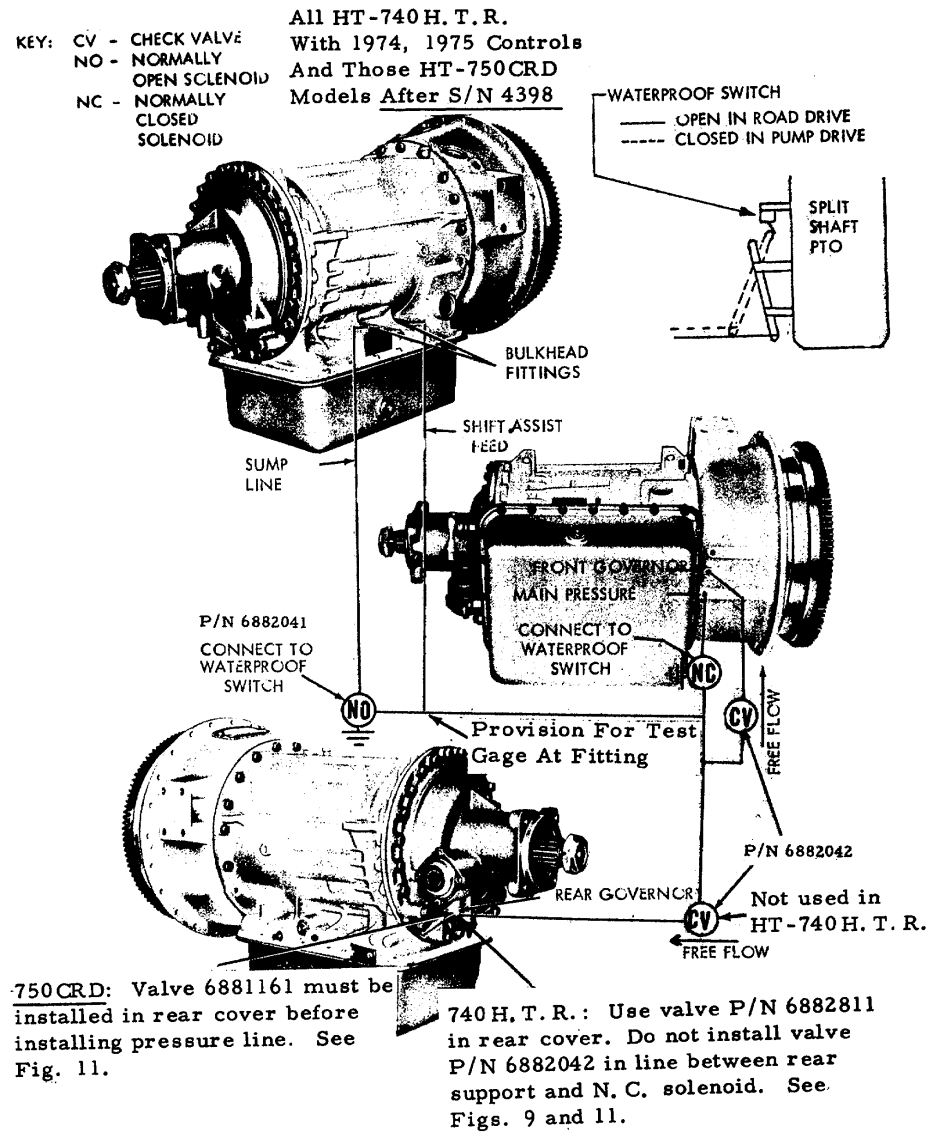


Fig. 7. HT750 CRD Transmission S/N 4398 and Later Plus All HT-740 High Torque Rise Models- EXTERNAL Oil Circuitry

HT-750 CRD With
 1974, 1975 Hyd. Controls
 Prior To S/N 4398

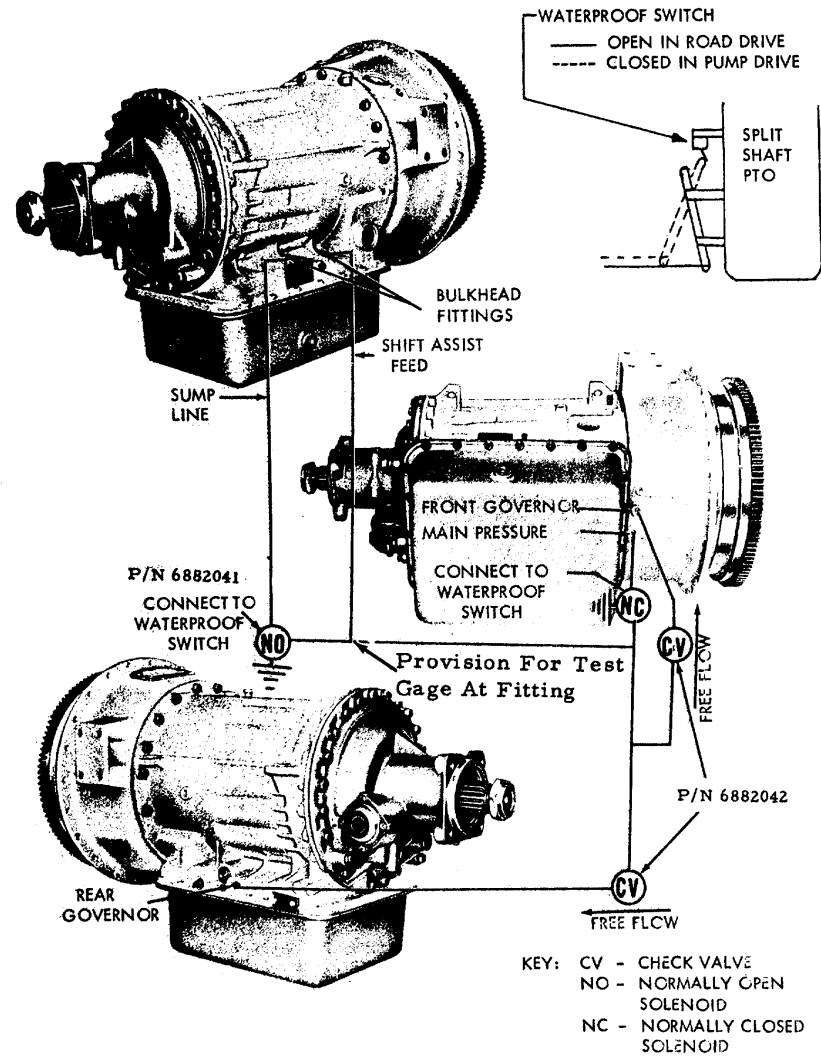
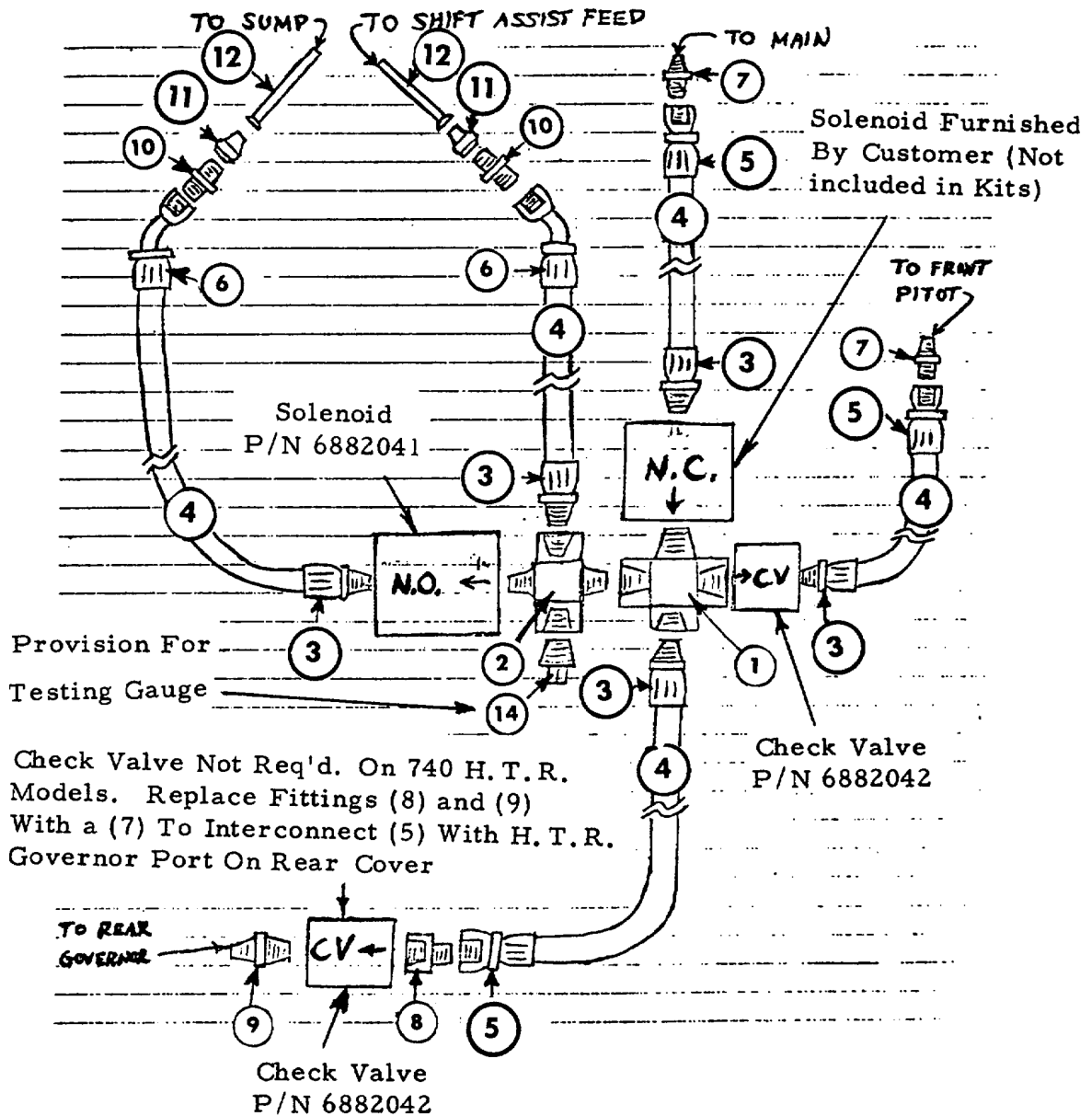


Fig. 8. HT-750 CRD Transmissions Prior To S/N 4398- EXTERNAL Oil Circuitry

PARTS LIST FOR OIL CIRCUITRY - FIG. 9 AND 10

Code	Part No.	Quantity		Part Name
		Fig. 9	Fig. 10	
1	6882913	1	0	Cross - 1/4" EXT. Pipe/1/4" INT. Pipe
2	6882914	1	1	Cross - 1/4" EXT. Pipe/1/4" INT. Pipe
3	6882915	5	4	Hose Fitting - 1/4" Male Pipe
4	6882916	-15 Ft.-		Hose, Oil Line
5	6882917	3	2	Hose Fitting, SAE 37° Swivel
6	6882918	2	2	Hose Fitting, 45° Elbow Swivel
7	6882919	2	1	Fitting, 1/8" Male Pipe/37° Flare
8	6882920	1	1	Fitting, 1/4" Fem. Pipe/37° Flare
9	6882921	1	1	Nipple, 1/4" EXT./1/8" EXT. Pipe
10	6882922	1	2	Fitting, 1/2-20/7/16-20/37° Flare
11	6882923	2	2	Nut, Tube
12	6882924	2	2	Tube, 1 1/2" Lg. 37° Flare
13	6882925	1	1	Tee, 1/4" EXT./1/4" INT. Pipe
14	444618	1	1	Plug, 1/4" Male Pipe



NOTE: Check Valve Not Req'd. On 740 H. T. R. Models. Replace Fittings (8) and (9) With a (7) To Interconnect (5) With H. T. R. Governor Port On Rear Cover

Fig. 9. REQUIRED CIRCUITRY FOR HT-740 H. T. R., HT-750 CRD
 -KITS P/N 6882048 AND 6882049

PARTS LIST FOR OIL CIRCUITRY - FIG. 9 AND 10

Code	Part No.	Quantity		Part Name
		Fig. 9	Fig. 10	
1	6882913	1	0	Cross - 1/4" EXT. Pipe/1/4" INT. Pipe
2	6882914	1	1	Cross - 1/4" EXT. Pipe/1/4" INT. Pipe
3	6882915	5	4	Hose Fitting - 1/4" Male Pipe
4	6882916	- 15 Ft. -		Hose, Oil Line
5	6882917	3	2	Hose Fitting, SAE 37° Swivel
6	6882918	2	2	Hose Fitting, 45° Elbow Swivel
7	6882919	2	1	Fitting, 1/8" Male Pipe/37° Flare
8	6882920	1	1	Fitting, 1/4" Fem. Pipe/37° Flare
9	6882921	1	1	Nipple, 1/4" EXT./1/8" EXT. Pipe
10	6882922	1	2	Fitting, 1/2-20/7/16-20/37° Flare
11	6882923	2	2	Nut, Tube
12	6882924	2	2	Tube, 1 1/2" Lg. 37° Flare
13	6882925	1	1	Tee, 1/4" EXT./1/4" INT. Pipe
14	444618	1	1	Plug, 1/4" Male Pipe

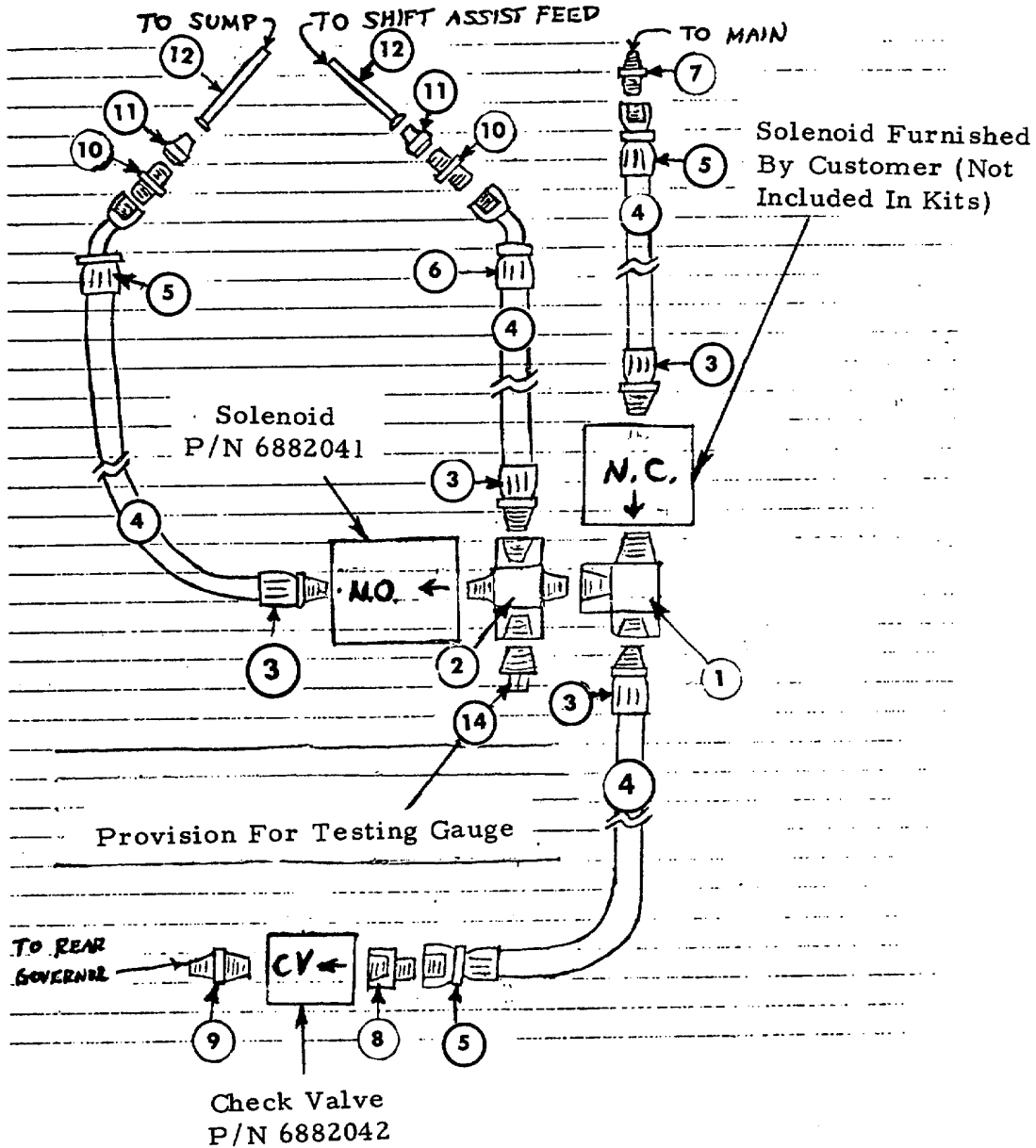
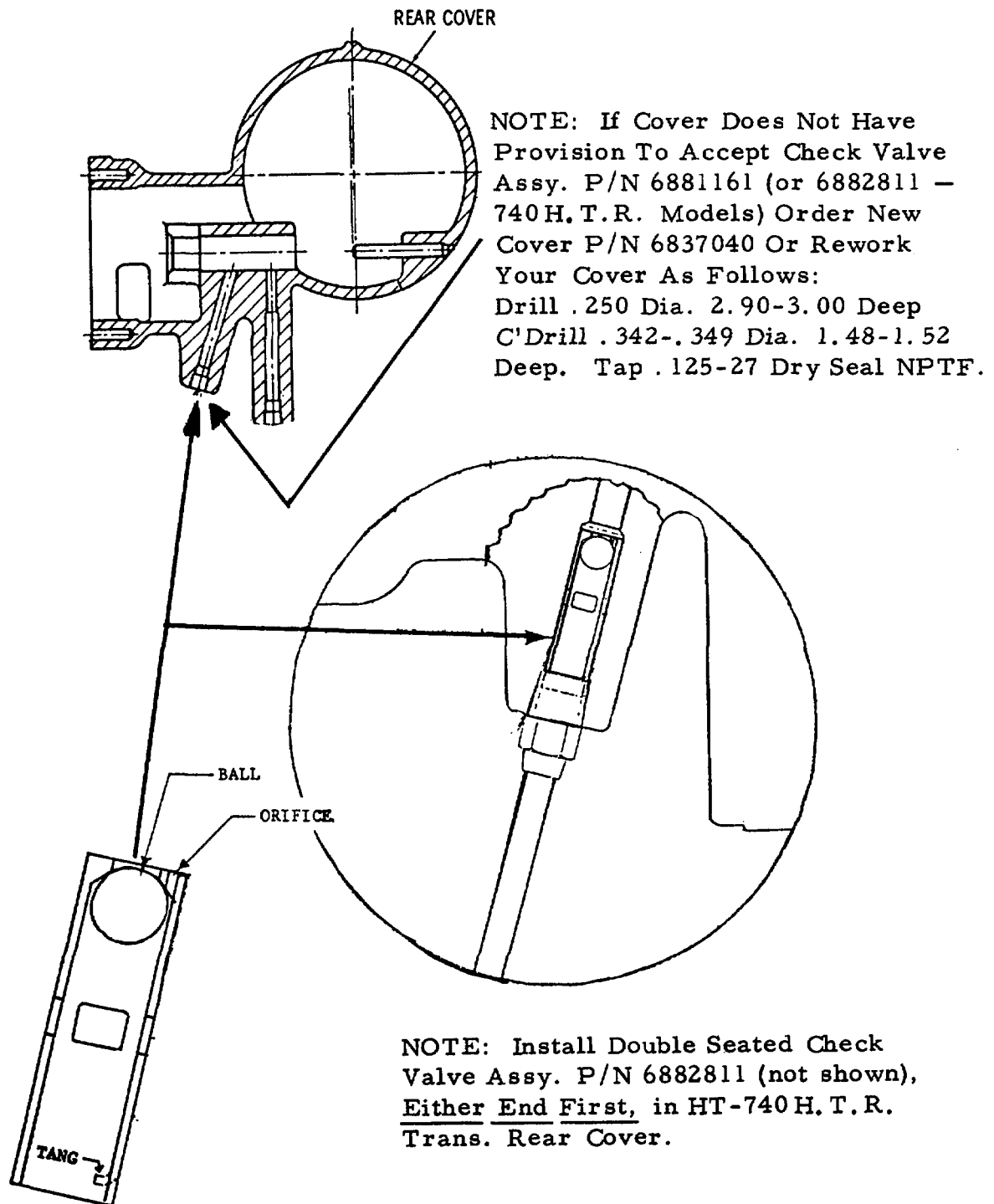


Fig. 10. REQUIRED CIRCUITRY FOR HT-740D (COACH)
 - KIT P/N 6882047

REAR COVER GOVERNOR PRESSURE TAP




Check Valve Assy. P/N 6881161
(Install Ball End First in HT-750CRD,
HT-740 Coach Models S/N 4398 And
Later)

Fig. 11. Check Valve Assembly At Transmission near Cover And Proper Assembly (Required On HT-750 CRD, HT-740D Coach Models With S/N 4398 And Later Only Plus All HT-740 H. T. R. Models)

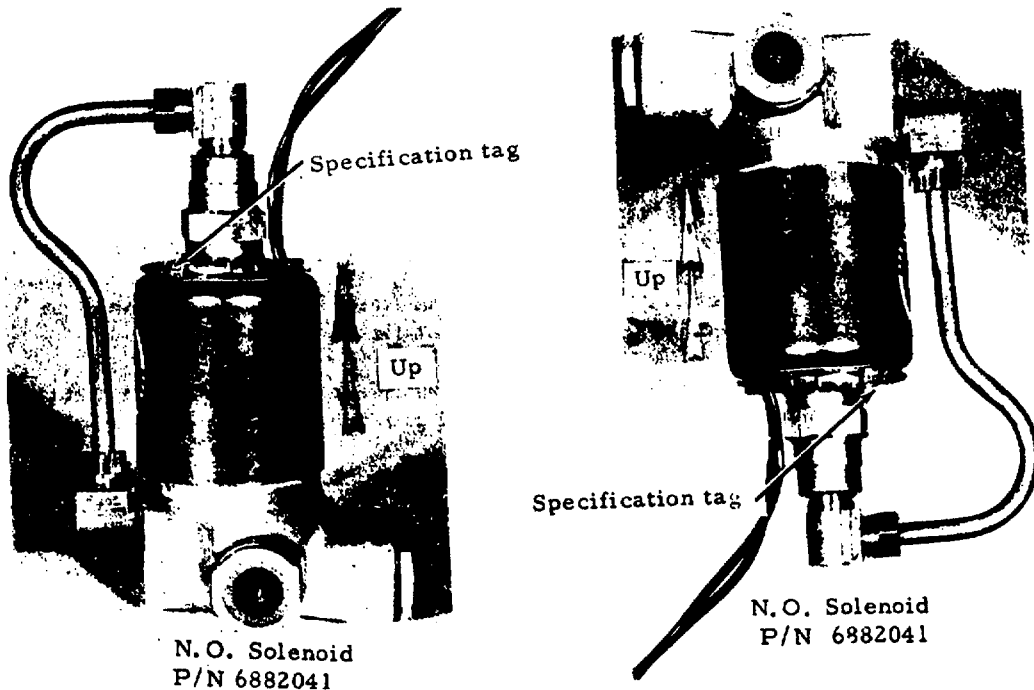
Modify and install Solenoid P/N 6882041 contained in this Kit as follows:

1. Remove Valve Cap from N. O. Solenoid, P/N 6882041. Remove and discard the Spring if one is found at this location. Install the Cap. See Figure 1.
2. Install Solenoid, P/N 6882041, with the Specification tag facing either directly up or directly dow(Figure 2 or 3) in accordance with instructions contained in Instruction Sheet No. 91, page 4, paragraph 9.



N. O. Solenoid
P/N 6882041

Figure 1



N. O. Solenoid
P/N 6882041

N. O. Solenoid
P/N 6882041

Figure 3

SUBJECT: All-Range Lockup Conversion Requirements for the HT-700 Transmission

The all-range lockup feature has been released to the HT-750 DRD and will be incorporated into all HT-750 DRD units at the start of MY 1976. Transmissions with and without retarder or engine driven PTO option will have this feature.

To incorporate this change on 73, 74 and 75 MY transmissions in field service, three (3) Conversion Service Kits have been released and are available. Kits released for conversion are: Kit P/N 6881215 for MY '73 Conventional Models; Kit P/N 6881216 for MY '74, '75 HT-750 DRD High Torque Rise Models, Kit P/N 6881217 for MY '74, '75 HT-750 DRD Conventional Models.

The four digits rubber stamped on the valve body Trimmer Cover are the last digits of the valve body assembly number, i. e. , 6839716. Compare to the list to determine year of manufacture:

	<u>MY '74 - '75</u>			<u>MY '73</u>
6839716	6839944	6880394		6838307
6839717	6880084	6880815		6838308
6839718	6880244	6881446		6838309

Refer to the HT-700 Parts Catalog, SA-1268, Revision "D" or later, Control Valve Section, for additional identification data if needed.

Contents of conversion kits are as follows:

<u>Part No.</u>	<u>Qty.</u>	<u>Part Name</u>	<u>Kit P/N</u> <u>6881215</u>	<u>Kit P/N</u> <u>6881216</u>	<u>Kit P/N</u> <u>6881217</u>
6882969	1	Plate, Separator	X		
6881874	1	Plate, Separator		X	X
6881720	1	Body, L.U. Cutoff Valve	X		
6881719	1	Body, L.U. Cutoff Valve		X	
6839525	1	Tube Assy., Pitot		X	
6881715	1	Tube, Low Sig.	X	X	X
6880912	1	Gasket, Frt. Support	X	X	X
6880913	1	Gasket, Frt. Support		X	X
6830319	2	Ball, 0.250 Dia.(Blue)	X	X	X
6838090	1	Spring, L.U. (2100 RPM)		X	
6838520	1	Spring, L.U. (2400 RPM)		X	
6838358	1	Spring, 1-2 Shift (2300 RPM)	X	X	X
6838356	1	Spring, 1-2 Shift (2100 RPM)	X	X	X
6880992	1	Spring, 1-2 Shift (2600 RPM)	X	X	
454818	8	Bolt, 1/4-20 x 3 Hex Hd.		X	
6758559	1	Ring, Conv. Pump Seal	X	X	X
6833915	1	Ring, Pump Hub Hook Seal	X	X	X
6835388	2	Ring, Frt. Support Hook Seal	X	X	X
6837255	1	Ring, Oil Pump Assy. Seal	X	X	X
6839163	1	Ring, Fwd. Clutch Seal	X	X	X

<u>Part No.</u>	<u>Qty.</u>	<u>Part Name</u>	Kit P/N <u>6881215</u>	Kit P/N <u>6881216</u>	Kit P/N <u>6881217</u>
6836139	2	Ring, Fwd. Clutch Hook Seal	X	X	X
6750186	1	Gasket, Access. Cover	X	X	X
6838421	1	Kit, Oil Pan Gasket	X	X	X
6830007	1	Ring, Oil Filter Seal	X	X	X
6883023	1	Instruction Sheet No. 87	X	X	X

An explanation about those parts requiring special attention during or at installation and the reworking methods used are found in Instruction Sheet No. 87, below. Seven illustrations have been incorporated into the instruction sheet to aid in assembly.

Service Manager - Transmissions Operations

INSTRUCTION SHEET #87

(Used in Service Kits P/N 6881215, 6881216 and 6881217)

READ INSTRUCTIONS CAREFULLY. REMEMBER CLEANLINESS IS IMPORTANT.

This kit contains those parts necessary to modify the HT-750DRD transmissions to provide lockup operation in all ranges. Modification required depends on the Model and Model Year of transmission being converted. The chart below reflects the parts to be changed out and/or added and the rework necessary to existing parts of the transmission being converted. Study chart for the Model transmission you are converting (RPM, retarder or non-retarder model) and then proceed with Step 1, below.

Install, Change Out or Rework Parts In This Column	As Directed In Your Model Column Below		
	MY '73 HT750DRD Conventional Models	MY '74, '75 HT750DRD H. T. R. Models	MY '74, '75 HT750DRD Conventional Models
Plate, Oil Separator Body, L. U.	Install P/N 6882969 Cutoff	Install P/N 6881874 Install P/N 6881720	Install P/N 6881874 Rework your body Per Fig. 4
Body Assy., L. U. Cutoff		Install P/N 6881719 (Discard cover plate)	
Body, Low Trimmer	Rework your body Per Fig. 3	Rework your body Per Fig. 3	Rework your body Per Fig. 3
Plate Oil Transfer	Rework your plate Per Fig. 2	Rework your plate Per Fig. 2	Rework your plate Per Fig. 2
Tube Assy., Pitot		Install P/N 6839525 (Discard Blocker)	
Tube, Low Signal Gasket, Front Support	Install P/N 6881715 On non-retarder models, install P/N 6880912	Install P/N 6881715 On non-retarder and/or non- PTO models install P/N 6880912 On retarder and/or Eng. Drvn PTO models install P/N 6880913.	Install P/N 6881715 On retarder models install P/N 6880913
Ball, .250 Dia. "Blue" Check Valve	Install two (2) P/N 6830319 (Delete .3125 Dia. "Red" Ball P/N 6880187)	Install two (2) P/N 6830319 (Delete .3125 Dia. "Red" Ball P/N 6880187)	Install two (2) P/N 6830319 (Delete .3125 Dia. "Red" Ball P/N 6880187)
Spring, L.U. Shift Valve	On 2100 RPM units On 2400 RPM units install P/N 6838520.	install P/N 6838090.	
Spring, 1-2 Shift Valve	On 2300 RPM units install P/N 6838358. On 2100 RPM units install P/N 6838356. Or, 2600 RPM units install P/N 6880992.	On 2400 RPM units install P/N 6838358. On 2100 RPM units install P/N 6838356. On 2600 RPM units install P/N 6880992.	On 2300 RPM units Install P/N 6838358. On 2100 RPM units install P/N 6838356.
Bolt, 1/4-20x3 Hex Head		Install eight (8) P/N 454818 to secure L. U. body assy.	
Misc. Seals and gaskets from Kit	Install as rebuild replacement parts	Install as rebuild replacement parts	Install as rebuild replacement parts

1. On those units requiring replacement of front support housing gasket, and lockup shift valve spring, disassemble transmission converter housing section, as necessary, to install new support gasket P/N 6880912 or 6880913, L. U. spring P/N 6838090 or 6838520 and Pitot tube assembly P/N 6839525 as applicable. Refer to Figure 1. Install parts and reassemble transmission. Refer to current HT00D Series Service Manual SA1270 for the basic disassembly and assembly procedures for this partial teardown. Discard old gasket, spring and pitotlocker.

Use the new replacement gaskets and seal rings provided in kit during reassembly. Discard old parts.
2. Remove transmission oil pan, oil filter and control valve body assembly and related parts.
3. Rework your oil transfer plate as related in Figure 2. Be sure to clean and remove all drill debris and burrs from plate.
4. Rework your low trimmer valve body as related in Figure 3. Be sure to clean and remove all drill debris and burrs from body.
5. On MY '74 HT-750 conventional units, rework your lockup cutoff valve body as related in Figure 4. Be sure to clean and remove all drill debris and burrs from body.
6. On MY '73 HT750 conventional units, disassemble the lockup cutoff valve body assembly and replace the detail body with the new detail valve body P/N 6881720. Use old plugs, valves and pins in rebuilding body assembly. Refer to Service Manual SA1270 for detail disassembly and assembly procedures. Discard old detail lockup body.
7. On MY '74 HT750H.T.R. units, the new lockup cutoff valve body assembly and mounting bolts (8) in kit is to be used on reassembly of transmission, eliminating the cover plate P/N 6837348. Discard plate and bolts.
8. *Replace the 1-2 shift valve spring in control valve body assembly with the new 1-2 shift valve spring (P/N 6838358 or 6838356 as applicable see chart) contained in kit. Refer to Figure 5.

***NOTE:**

Prior to replacement, observe the "valley" location of retainer pin at the spring adjusting ring. Refer to Figure 5. After reassembly, pin must be seated in the same "valley" as before removal.

9. Replace old separator plate with the new separator plate contained in kit.
10. Upon reassembly of control valve body assembly, separator plate and oil transfer plate, all check valve balls (ref. items 8 thru 14, Fig. 5) installed will be 0.250 dia. "Blue" balls. The one 0.3125 dia. "Red" ball that was used should be discarded. Position oil transfer plate, channelled side upward, on work table. Refer to Figure 6. Install a 0.250 dia. "Blue" ball at each location as follows:

For MY '73 transmission - Location #1, #2, #3, #4, #6 and #8

For MY '74 transmission - Location #3, #4, #6 and #8

Lay new separator onto the oil transfer plate aligning bolt holes. Group the two plates together, invert them, and position them on the assembled control valve body.

NOTE:

Use extreme care to avoid separator plate and oil transfer plate from separating. A slight separation could dislocate ball locations and result in transmission malfunction.

Reassemble control valve body, plates and related parts as related in Service Manual SA1270.

11. Install control valve body assembly (as assembled) and other body assemblies (modulator, low shift and lockup cutoff) onto the transmission. Refer to Service Manual for detail installation procedures.
12. Install existing 3-4-5 knockdown signal tube in original position (control valve body to lockup cutoff body). Add new low signal tube interconnecting the low trimmer body and the lockup cutoff body. Refer to Figure 7.
13. Install transmission oil filter and oil pan. Use new replacement seal and gasket. This completes modification for all range lockup operation.

IMPORTANT:

Stamp the letter "L" on the transmission name plate following the Transmission Part No. This will identify this unit as being field modified to incorporate lockup, thus avoiding servicing identity at a later date.

14. Test main pressure to following schedule at 1200 RPM NE

A.	1st Converter	230-280 psi
B.	1st Lockup	140-180 psi
C.	2nd Converter	230-280 psi
D.	2nd Lockup	140-180 psi
E.	3rd Converter	140-180 psi
F.	3rd Lockup	140-180 psi
G.	4th Converter	140-180 psi
H.	4th Lockup	140-180 psi
I.	5th Converter	140-180 psi
J.	5th Lockup	140-180 psi

15. Test to assure following shift sequence at full throttle acceleration.

A.	1st Converter	H.	4th Lockup
B.	1st Lockup	I.	5th Converter
C.	2nd Converter	J.	5th Lockup
D.	2nd Lockup		
E.	3rd Converter		
F.	3rd Lockup		
G.	4th Converter		

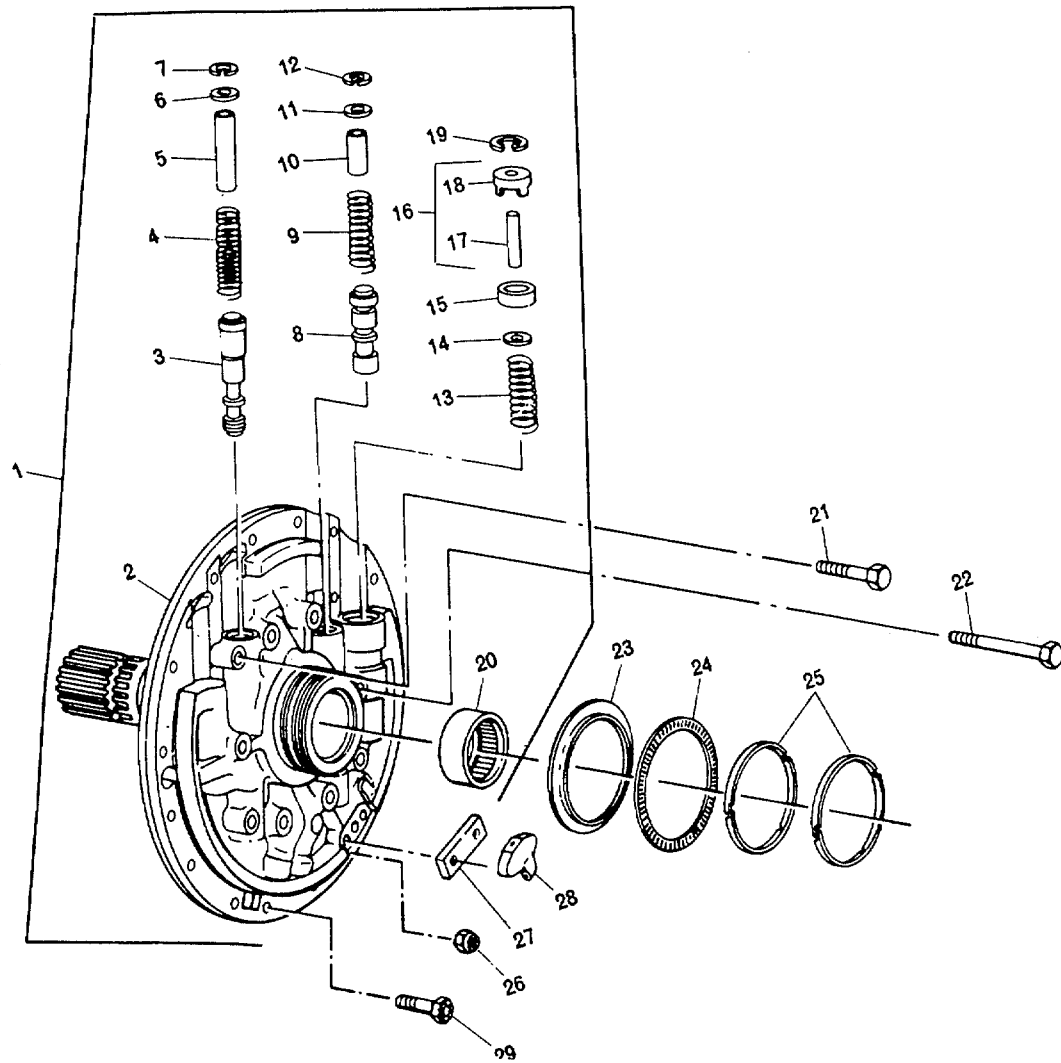


Fig. 1. Front Support and Valve Assy. - Exploded View

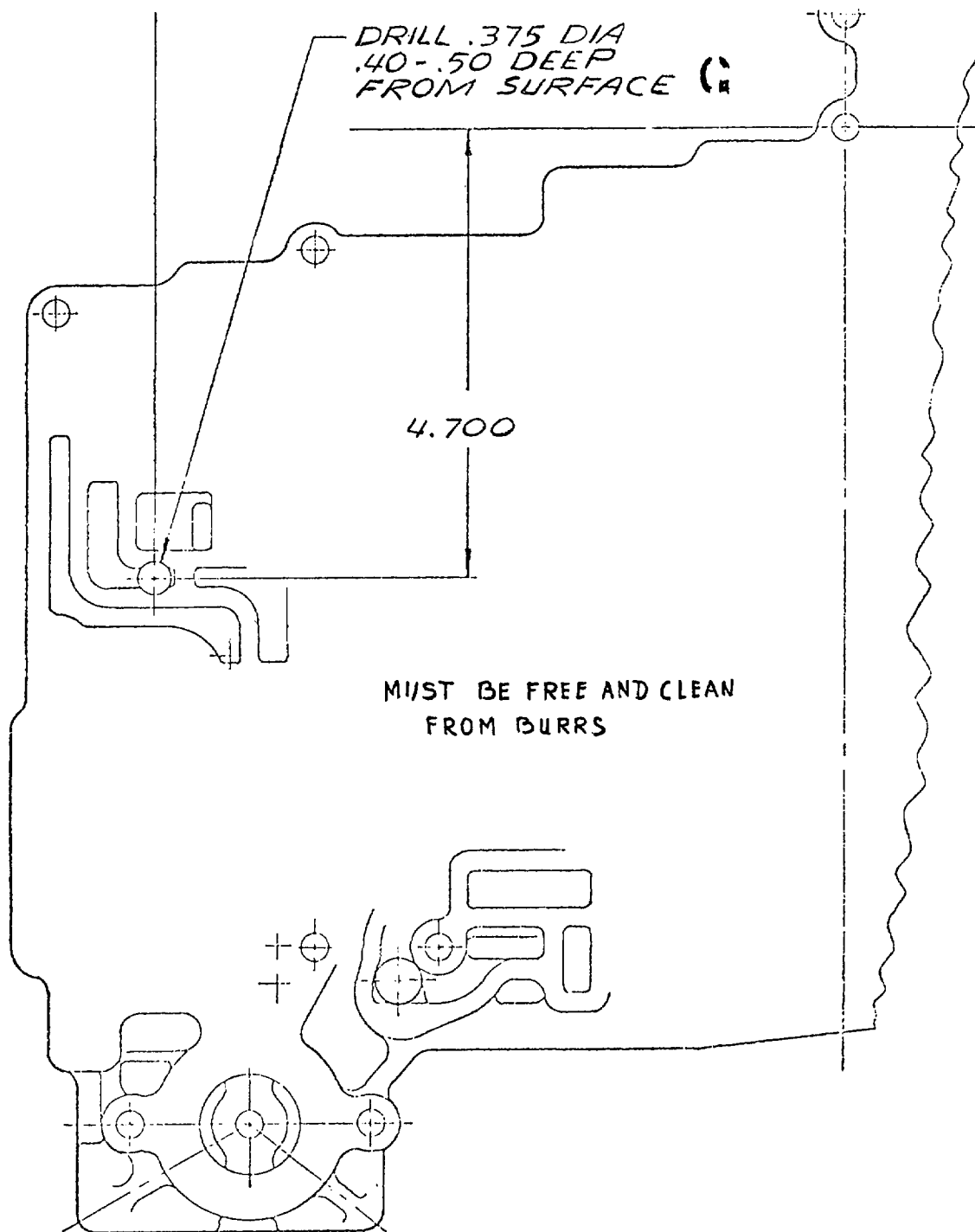


Fig. 2. Rework Oil Transfer Plate

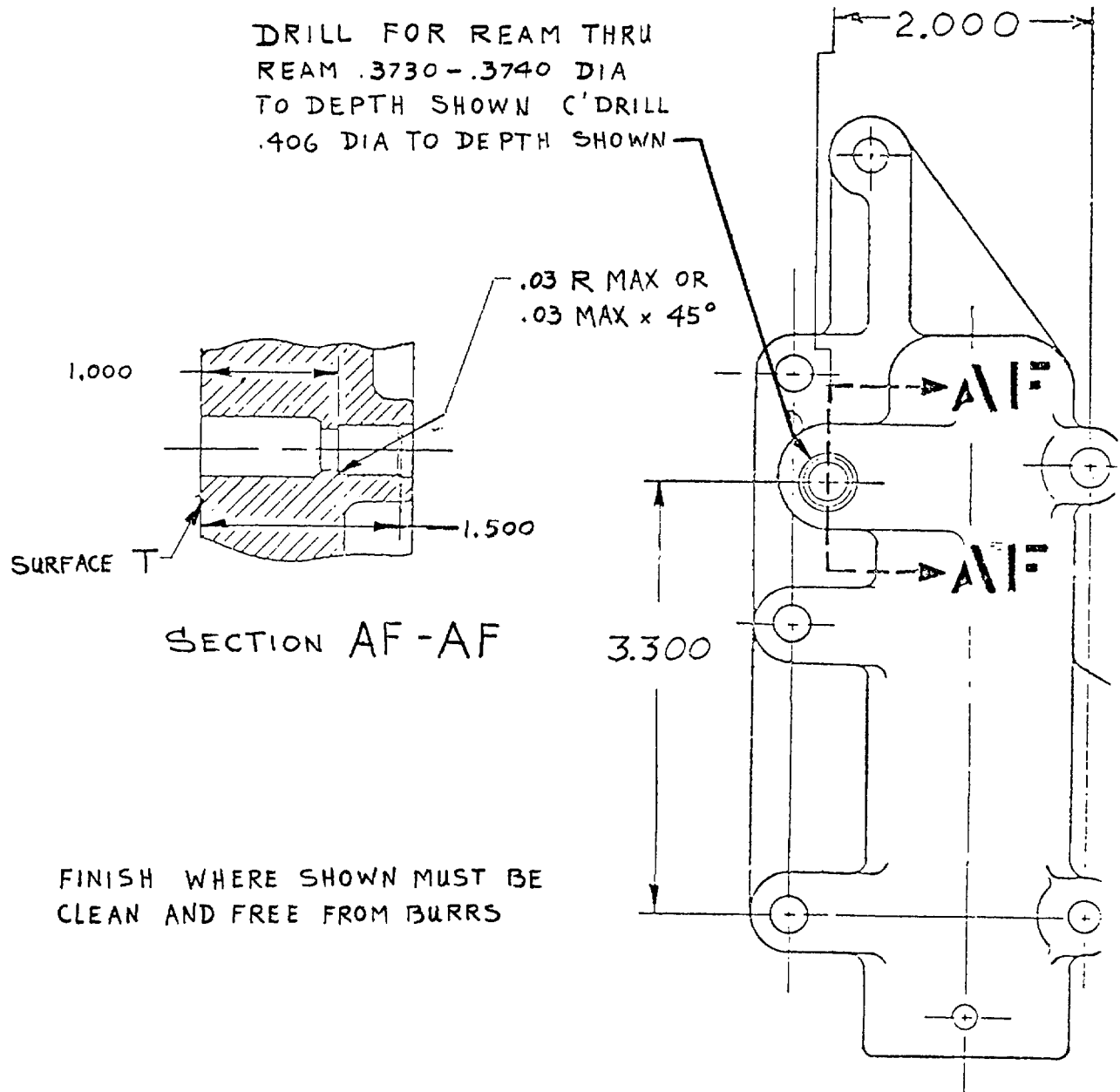


Fig. 3. Rework Low Trimmer Valve Body

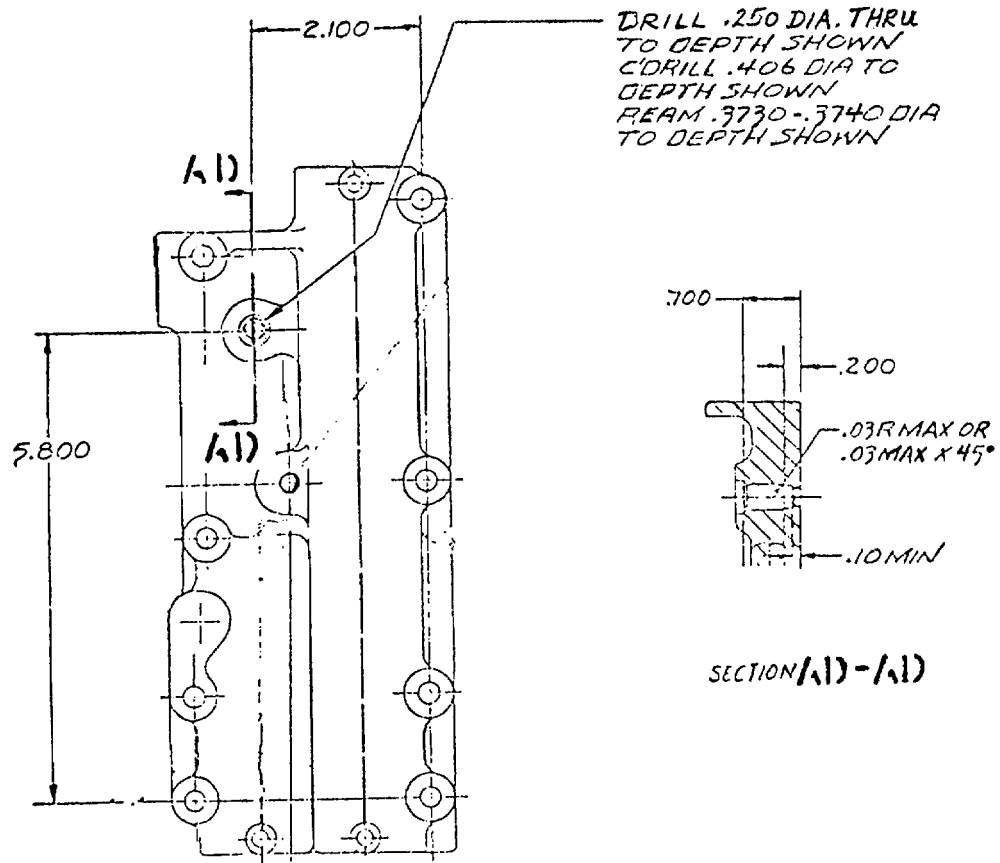


Fig. 4. Rework Lockup Cutoff Valve Body

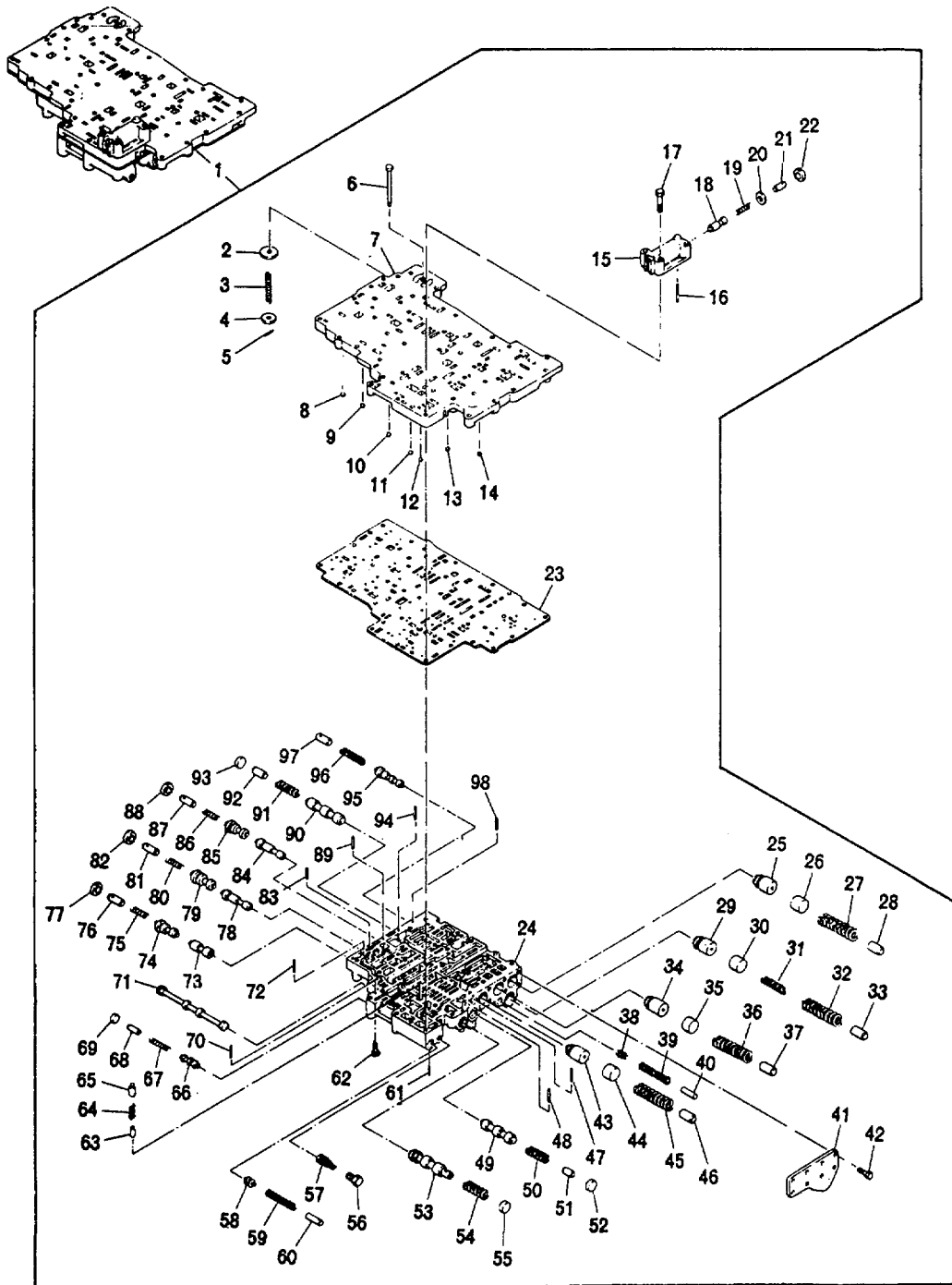


Fig. 5. Control Valve Body Assy. - Exploded View




Fig. 6. Check Valve Ball Locations

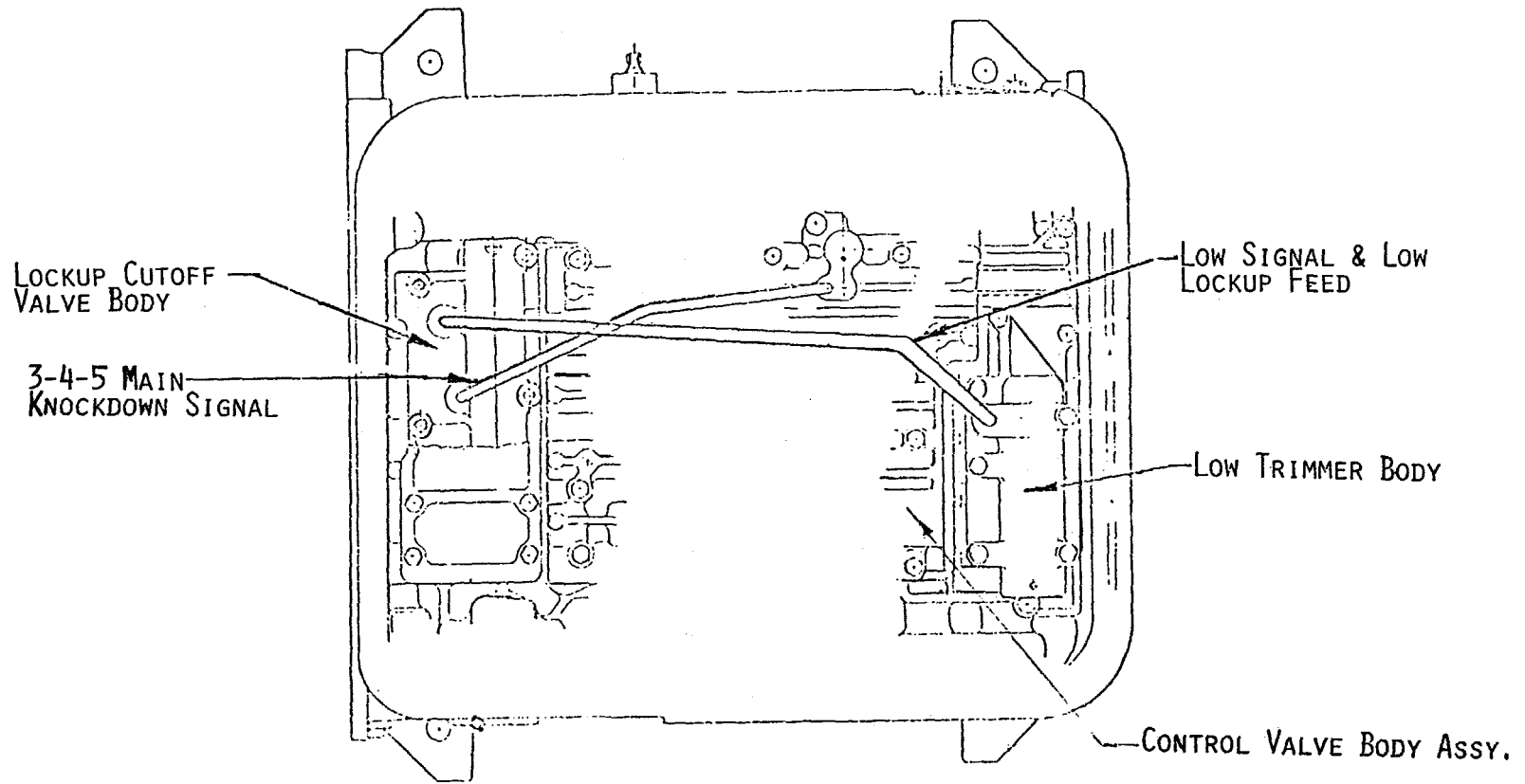


Fig. 7. Valve Body Signal Tubes

SUBJECT: Adaptation of an External Circuitry Kit to the 1976 HT-740D Fire Truck Specials

EQUIPMENT AFFECTED: 1976 HT-740D Fire Truck Special Model Transmissions

EFFECTIVE SERIAL NUMBER: 10300

To provide a transmission capable of maintaining high range lockup (direct drive) operation during low engine speed or idle conditions for Fire Truck Pumper Applications, an external circuit kit (6883241) has been released.

To install the external circuitry components onto a 1976 HT-740D transmission (S/N 10300 and later), use Kit 6883241 and Instruction Sheet #101. The kit contains the special parts required and the instruction sheet (attached) explaining the special factors involved for proper function and installation. For units prior to S/N 10300, refer to Service Information Letter No. 15-TR-75.

Contents of external circuitry kit P/N 6883241 are illustrated in Figure 1 and listed below:

<u>Part No.</u>	<u>Qty.</u>	<u>Part Name</u>
6882914	1	Cross - 1/4" ext. pipe/1/4" int. pipe
6882913	1	Cross - 1/4" ext. pipe/1/4" int. pipe
6882915	5	Hose Fitting - 1/4" male pipe
6883178	15 Ft.	Hose - High Pressure & Temperature
6883363	5	900 Elbow Hose Fitting - 37" Swivel
6882919	4	Fitting - 1/8" Male Pipe - 370 Flare
6883179	1	Fitting - Shoulder - 370 Flare
6883176	1	Solenoid Valve - Normally Closed
6883177	1	Solenoid Valve - Normally Open
6882042	1	Check Valve
6882811	1	Check Valve Assembly
6881933	1	Coupling
444618	1	Plug - 1/4" Male Pipe
6883180	1	Solenoid Relay Switch (Illustrated in Figure 2)

Transmission Service Manager

Installation

All components may be installed onto the transmission as shown in Figure 1, 2 and 3. Figure 1 illustrates the parts and explains the location relative to the transmission. Figure 2 schematically illustrates the relay and solenoid circuit. It should be noted that the transmission neutral switch shown in Figure 2 must be separate from the neutral switch in the vehicle starting circuit. The transmission neutral switch is furnished and installed by the equipment manufacturer. It should also be noted the orientation of the solenoids is important. Be sure the solenoids are installed with axis of large hexagonal valve cap in a horizontal position (See Figure 6). Figure 3 shows the circuit connection (in schematic form) to the transmission with a brief explanation.

NOTE: When the hydraulic lines are assembled, it is recommended that the cluster end of each hose be attached and assembled prior to attaching the 90° elbow fitting to the other end of the hose. This will permit indexing the 90° elbow fitting in the proper direction to prevent twisting the hose during installation on the transmission. Any one (1) length of hose should not exceed three (3) feet in length.

NOTE: As related above in Paragraph 1, "It should be noted that the transmission neutral switch shown in Figure 2 must be separate from the neutral switch in the vehicle starting circuit."

INSTRUCTION SHEET NO. 101
(Used in Kit P/N 6883241)

READ INSTRUCTIONS CAREFULLY. REMEMBER CLEANLINESS IS IMPORTANT.

This instruction sheet (#101) explains the steps required to install the external circuitry provision onto a 1976 HT-740D Fire Truck Special transmission.

Installation of this provision does not necessitate the removal of the transmission from the vehicle.

The following pages contain a list of the circuit components, illustrations of their location and proper installation procedure.

Circuit Oil Flow Points

Figure 1 illustrates and lists the parts used to install the special fire truck circuit. This added circuit directs oil through a solenoid valve to the following four points:

1. Lockup Valve
2. Governor Circuit
3. 2-3, 3-4 Shift Valves
4. Fourth Clutch Application

Operation

Vehicle and/or pump operation can be classified into four modes. Refer to Figure 2 pictorial view of relay function.

- (1) Normal Road Mode (Drive). Vehicle shift quadrant is in DRIVE position. Pump switch "open." Output shaft rotating and the solenoids de-energized.
- (2) Normal Road Mode (Neutral). Vehicle shift quadrant in NEUTRAL. Pump switch "open." Shaft is not rotating and the solenoids are de-energized.
- (3) Transient Mode. Vehicle shift quadrant in NEUTRAL. Pump switch "closed." Output shaft is not rotating and the solenoids are de-energized.

NOTE: In this transient mode, the solenoids are kept in the de-energized condition by a neutral start switch and solenoid relay valve P/N 6883180 as illustrated in Figure 2. This insures that transmission output rotation does not occur while shifting into or out of "pump" mode in the transfer case.

- 4) Pump Mode. Vehicle shift quadrant in DRIVE position (forward clutch engaged). This opens transmission neutral switch. Both solenoids are then energized, directing main pressure to the four points (noted in Circuit Oil Flow) in the transmission circuit. This insures Direct Drive operation during all pumping operations.

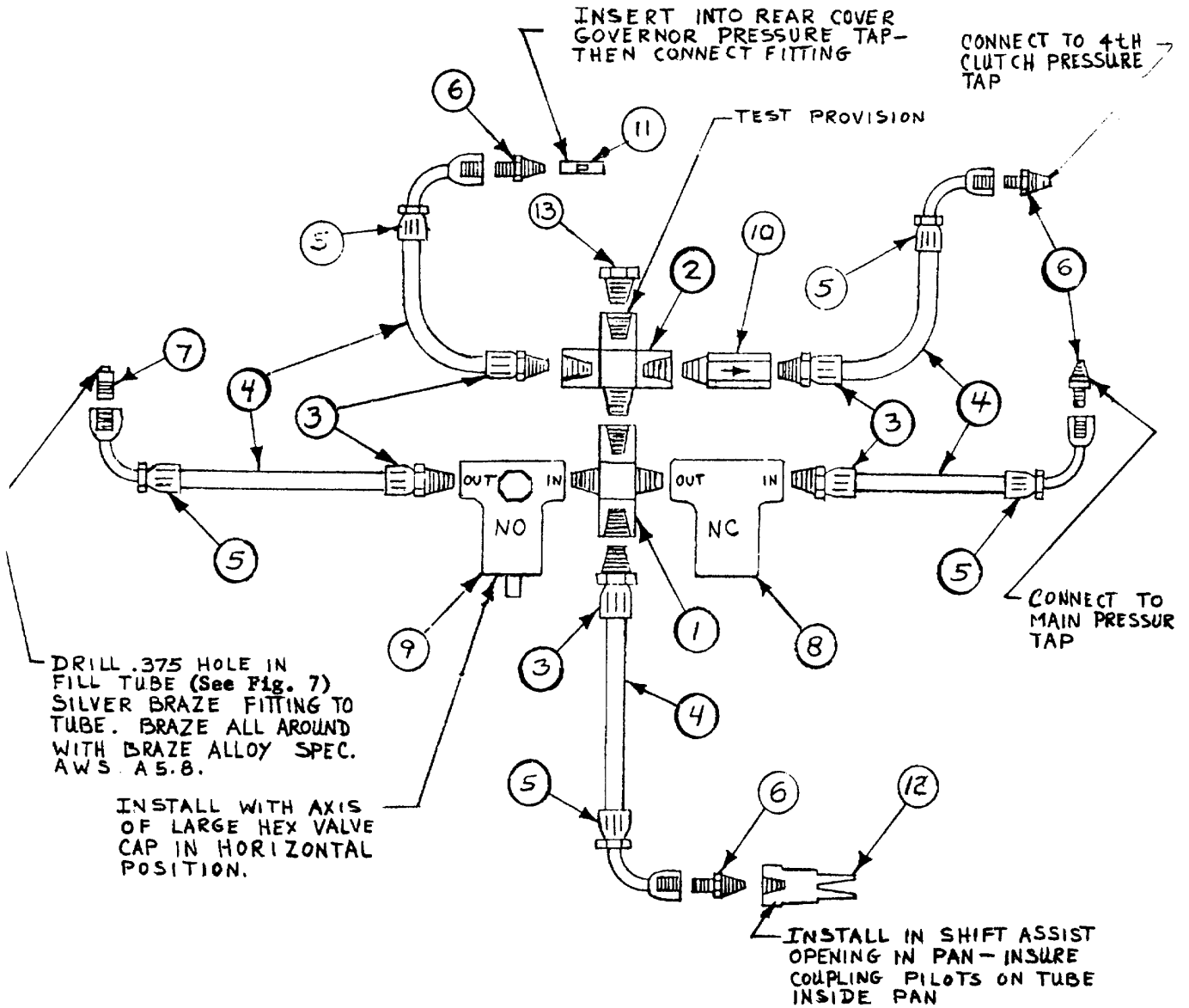
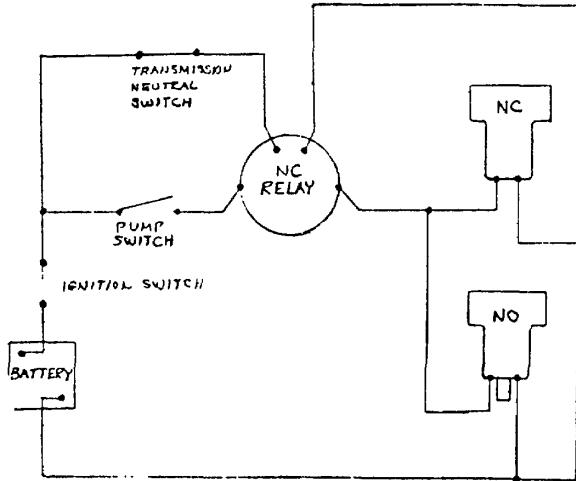
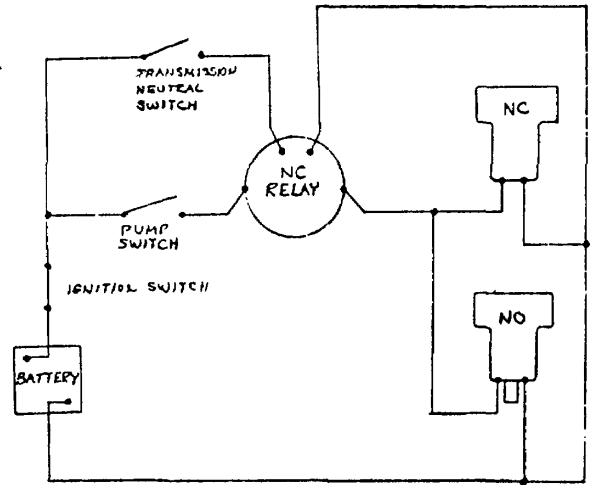


Diagram Code	Qty.	Name	Part No.	Diagram Code	Qty.	Name	Part No.
1	1	Cross	6882914	10	1	Check Valve	6882042
2	1	Cross	6882913	11	1	Check Valve Assy.	6882811
3	5	Hose Fitting	6882915	12	1	Coupling	6881933
4	15 Ft.	Hose - Hi Temp.	6883178	13	1	Pipe Plug	444618
5	5	90° Elbow Hose Fitting	6883363	14	1	Solenoid Relay	6883
6	4	Fitting - 37°	6882919			Switch (illustrated in Relay Circuit Figure 2)	
7	1	Fitting - 37°	6883179				
8	1	Solenoid Valve-N.C.	6883176				
9	1	Solenoid Valve-N.O.	6883177				

FIGURE 1. EXTERNAL CIRCUITRY INSTALLATION

(1) Normal Road Mode (Drive)

- a. Pump switch off
- b. Shift quadrant in Drive
- c. Solenoids de-energized
- d. Two clutches engaged
- e. Output shaft rotating

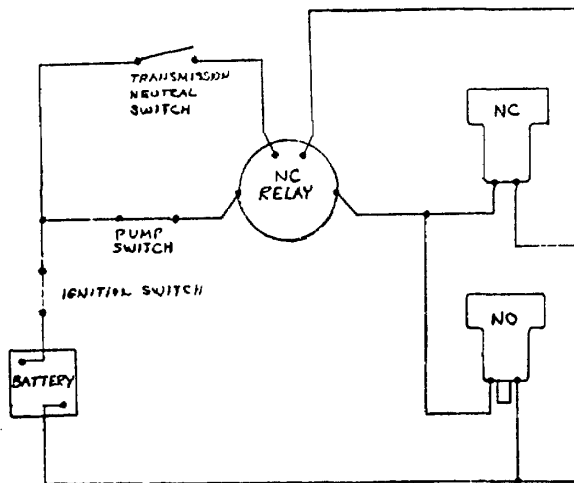
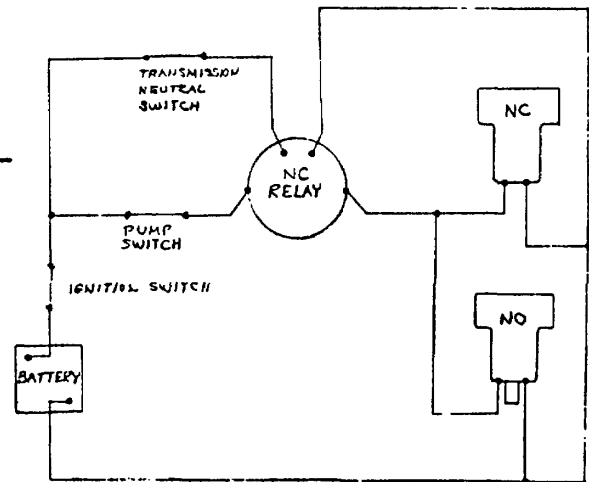


(2) Normal Road Mode (Neutral)

- a. Pump switch off
- b. Shift quadrant in Neutral
- c. Solenoids de-energized
- d. First clutch engaged
- e. Output shaft is not rotating

(3) Transient Mode

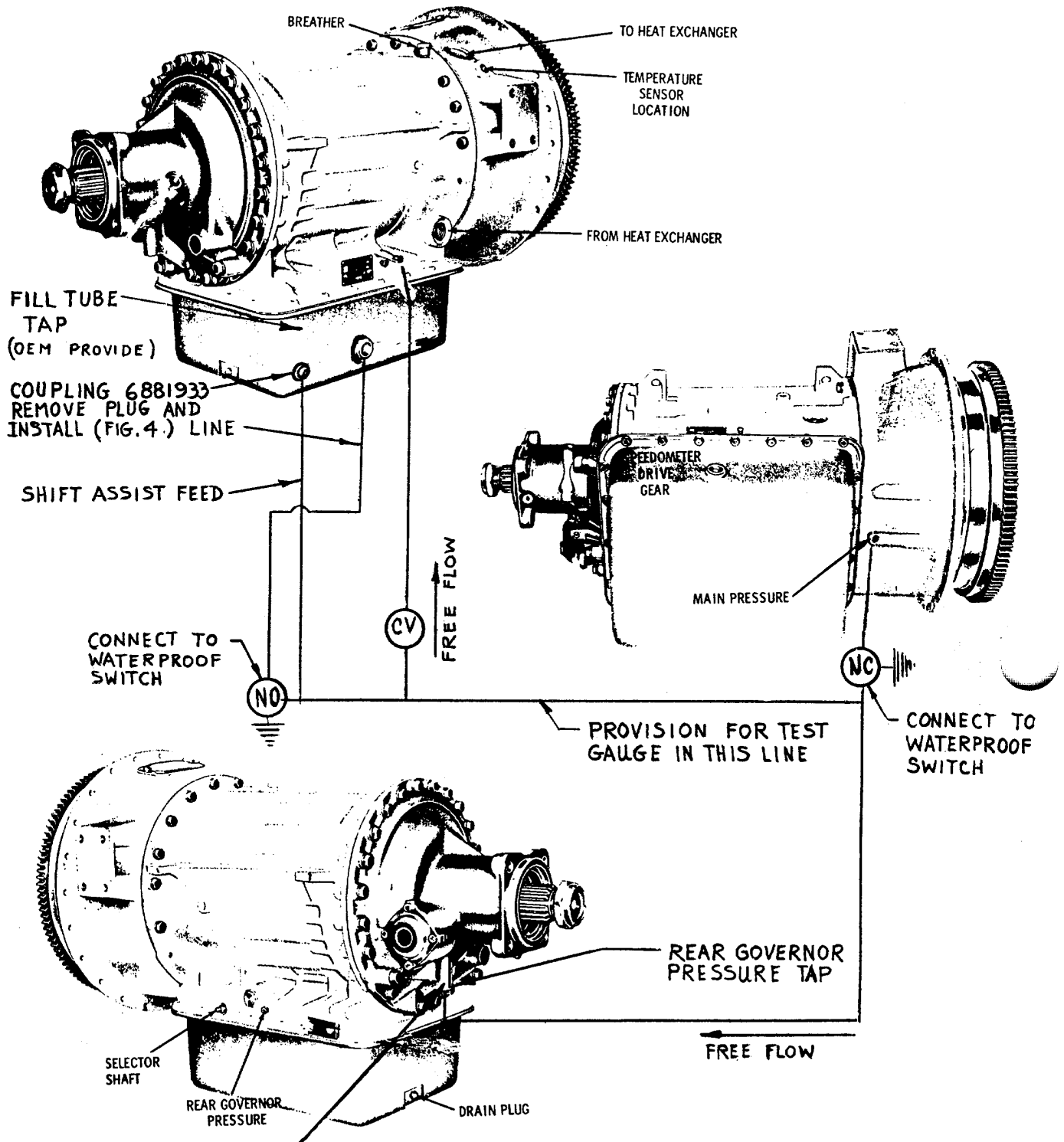
- a. Pump switch on
- b. Shift quadrant in Neutral
- c. Solenoids de-energized
- d. First clutch engaged
- e. Output shaft is not rotating



(4) Pump Mode

- a. Pump switch on
- b. Shift quadrant in Drive
- c. Solenoids are energized
- d. Forward and fourth clutches engaged
- e. Output shaft rotating

FIGURE 2. FOUR MODES OF OPERATION



CHECK VALVE 6882811 MUST BE INSTALLED IN REAR COVER BEFORE INSTALLING PRESSURE LINE SEE FIGURE 5.

KEY: CV - CHECK VALVE
 NC - NORMALLY CLOSED SOLENOID
 NO - NORMALLY OPEN SOLENOID

FIGURE 3. SCHEMATIC OF EXTERNAL CIRCUITRY

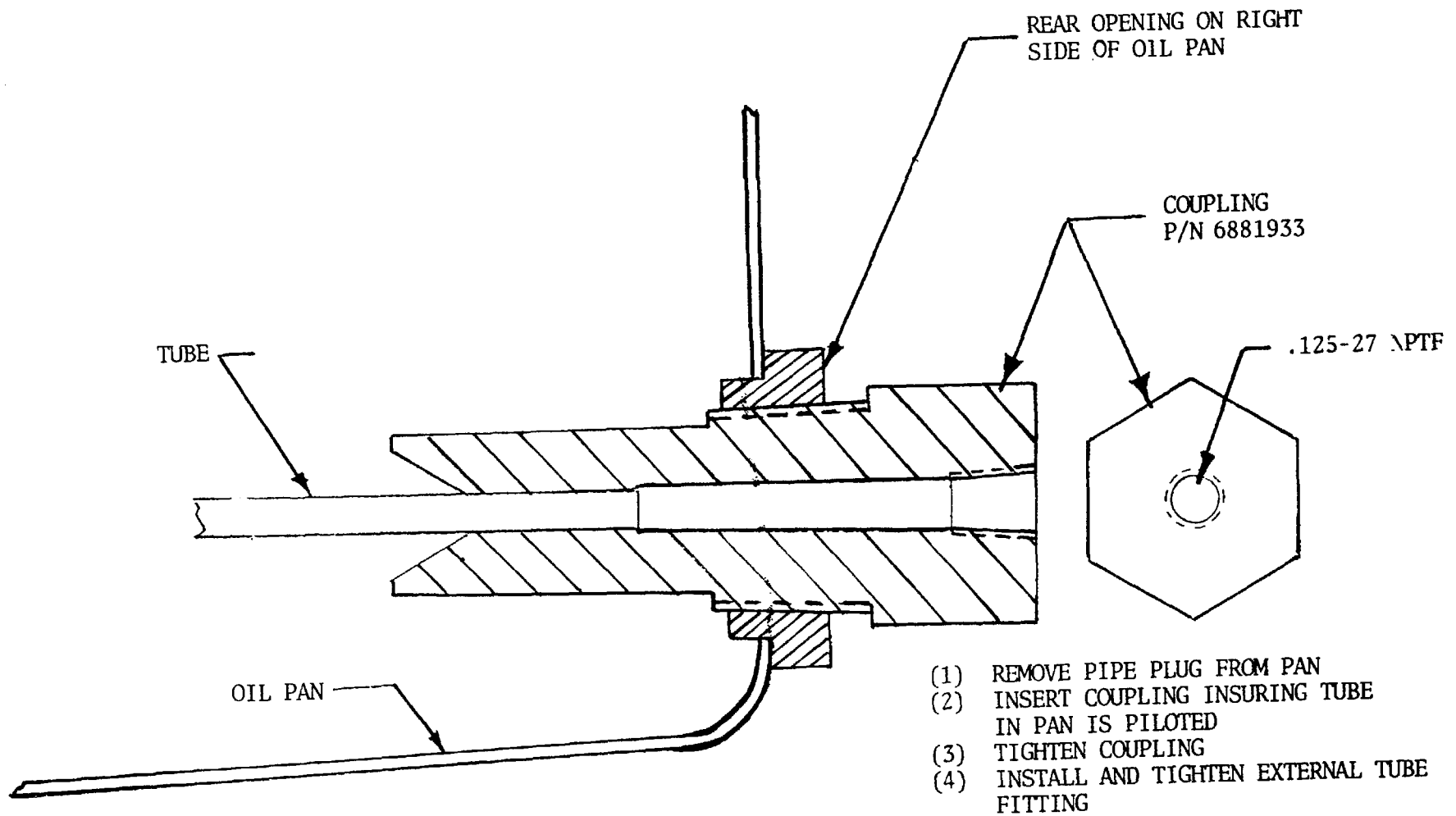


FIGURE 4. INSTALLATION PROCEDURE FOR PAN COUPLING

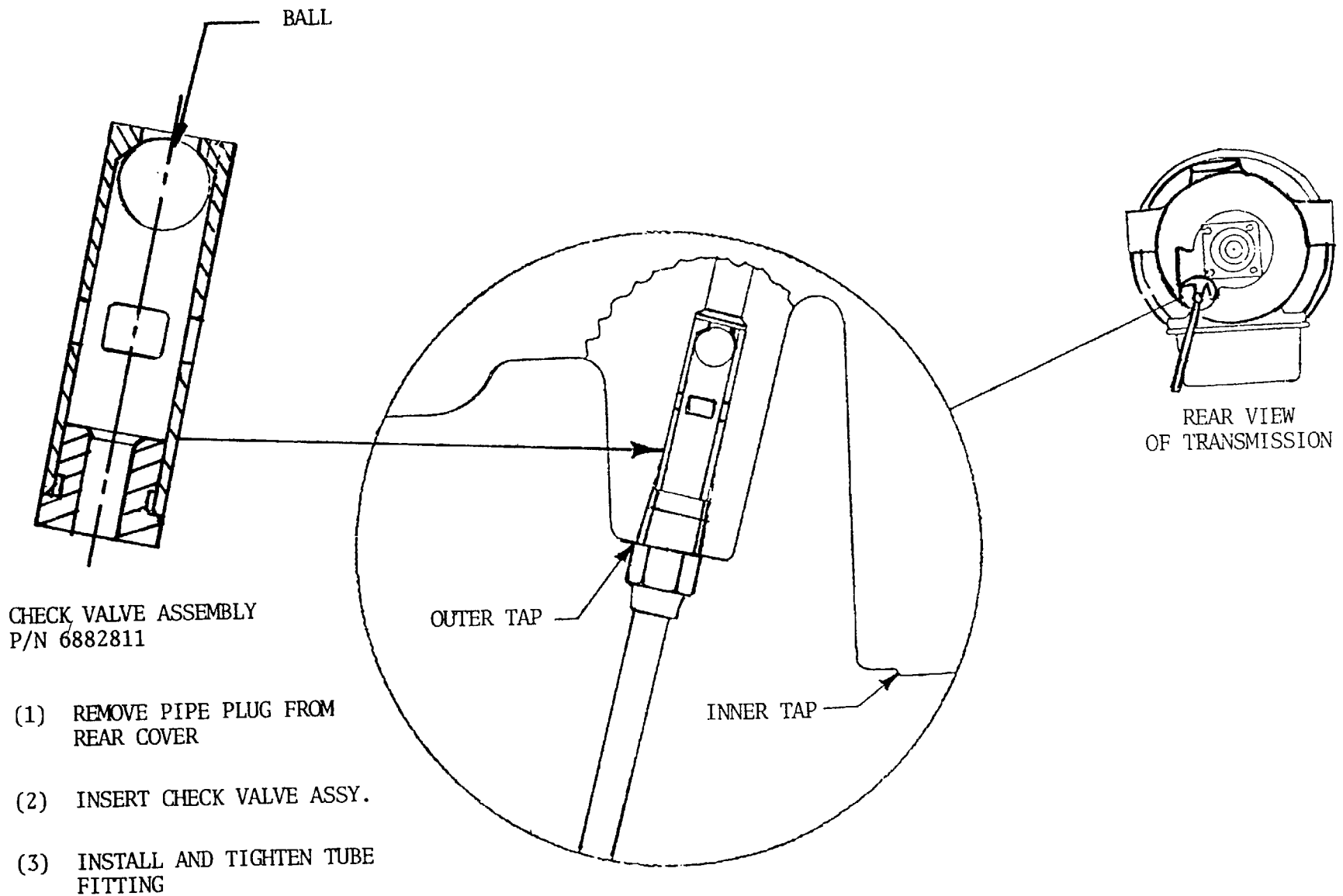


FIGURE 5. INSTALLATION PROCEDURE FOR REAR COVER - GOVERNOR BALL CHECK ASSEMBLY

POSITION SOLENOID WITH SPECIFICATION TAG FACING
EITHER DIRECTLY UP OR DIRECTLY DOWN AS ILLUSTRATED




FIGURE 6. SOLENOID INSTALLATION

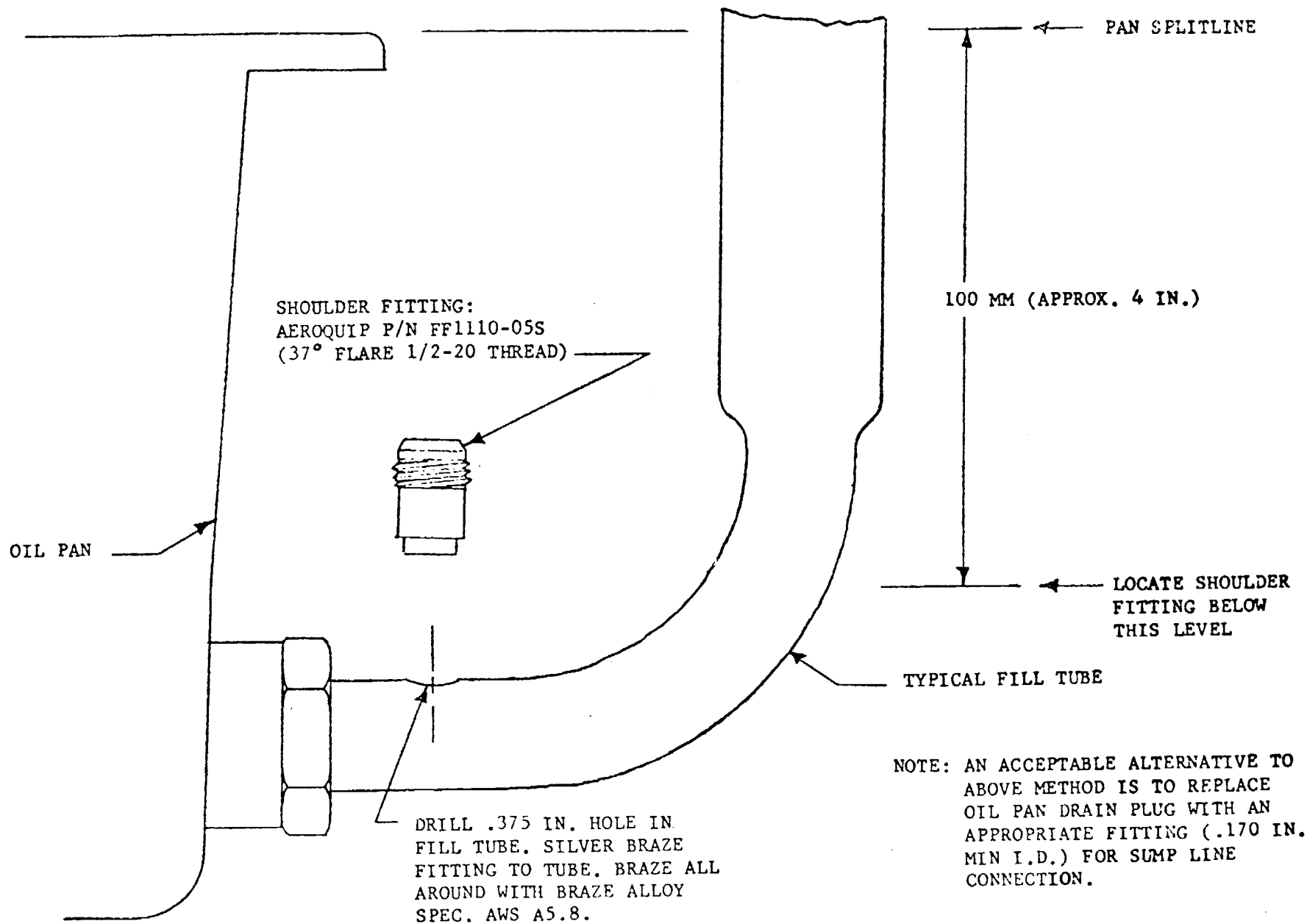


FIGURE 7. SUMP LINE TO TRANSMISSION INSTALLATION

SUBJECT: Modification of MY '76 HT-740 Coach Calibrated Transmissions To Be Used as Fire Truck Specials

EQUIPMENT AFFECTED: 1976 MY HT-740 Coach Calibrated Transmissions

EFFECTIVE SERIAL NUMBER: 10300

To convert an HT-740 MY '76 Coach Calibrated Transmission to a Fire Truck Special, the following kit has been released.

Kit, P/N 6882342, consists of:

<u>Part Number</u>	<u>Qty.</u>	<u>Part Name</u>
6881930	1	Tube, Shift Asst.
6881935	1	Clip, Tube Retaining
6881399	1	Pan Assy., Oil
103870	1	Plug, Oil Pan
6834528	2	Spring Relay
6838421	1	Gasket, Oil Pan
6882343	1	Instruction Sheet No. 94

NOTE: This modification may be performed on MY '76 HT-740 Coach Calibrated units only!

"A" Following modification per this S. I. L., mark the identifying code "F. T. " after the transmission assembly number on the transmission nameplate.

This kit modified internal transmission parts only. External circuitry per S. I. L. 10-TR-76, Kit P/N 6883241, must also be installed to achieve direct drive, lock-up operation for optimum pump operation.

Transmission Service Manager

INSTRUCTION SHEET NO. 94
(Used in Kit P/N 6882342)

READ INSTRUCTIONS CAREFULLY. REMEMBER CLEANLINESS IS IMPORTANT.

Note: Modification is for HT-740 Coach Calibrated units only.

This kit contains the parts necessary to modify an HT-740 Coach 1976 MY transmission internally to work in a split shaft PTO application. Basically, the changes necessary are:

- A. Rework of main control valve body, change out of two relay valve springs.
- B. Change out of oil pan.
- C. Installation of shift assist tube.

Rev. "A" D. Reidentification of nameplate.

It is not necessary to remove transmission from vehicle to perform this modification.

Transmission Rework and Modification Procedure

1. Drain transmission oil.
2. Remove transmission oil pan and oil filter.
3. Remove control valve body assembly from the transmission.
4. Make parts changes as related in steps A through F below.
 - A. Position control valve body assembly, modulator body side up, on work table. Refer to Figure 1. Remove modulator body assembly, being sure to keep oil transfer plate and oil separator plate together.
 - B. Lift off, both the transfer plate and separator plate together as an assembly and invert the assembly. Lay the assembly onto the work table.
 - C. Next, relay valve springs in "A" Bore and "B" Bore in valve body assembly are to be replaced with the new relay springs. Refer to Figure 1.
 - D. Replace relay valve spring at Bore "A" and Bore "B" with the new springs P/N 6834528.

- E. Be sure priority valve, spring and stop is installed in valve body assembly, if the parts were removed during installation of springs.
- F. Reinstall as an assembly the oil transfer plate (containing check balls, and oil separator plate onto control body assembly.

NOTE: Grasp the two plates together, invert them and position them on valve body with bolt holes aligned. Do not allow plates to separate or check balls could be dislocated.

- 5. Install modulator body and secure with three (3) bolts. Tighten bolts 9-11 lb.ft. torque.
- 6. Install the control valve body assembly onto the transmission. Tighten bolts 8-12 ft. torque.
- 7. Install steel tubing P/N 6881930 with clip P/N 6881935 on valve body.
- 8. Install transmission oil filter and new oil pan P/N 6881399 onto transmission assembly. Use new pan gasket on reassembly.
- 9. Install plug P/N 103870 into oil pan making sure plug engages shift assist tube.
Note: See S.I.L. 10-TR-76 for external circuitry required.
- 10. Permanently stamp or etch F.T." after the transmission assembly number on the transmission nameplate.

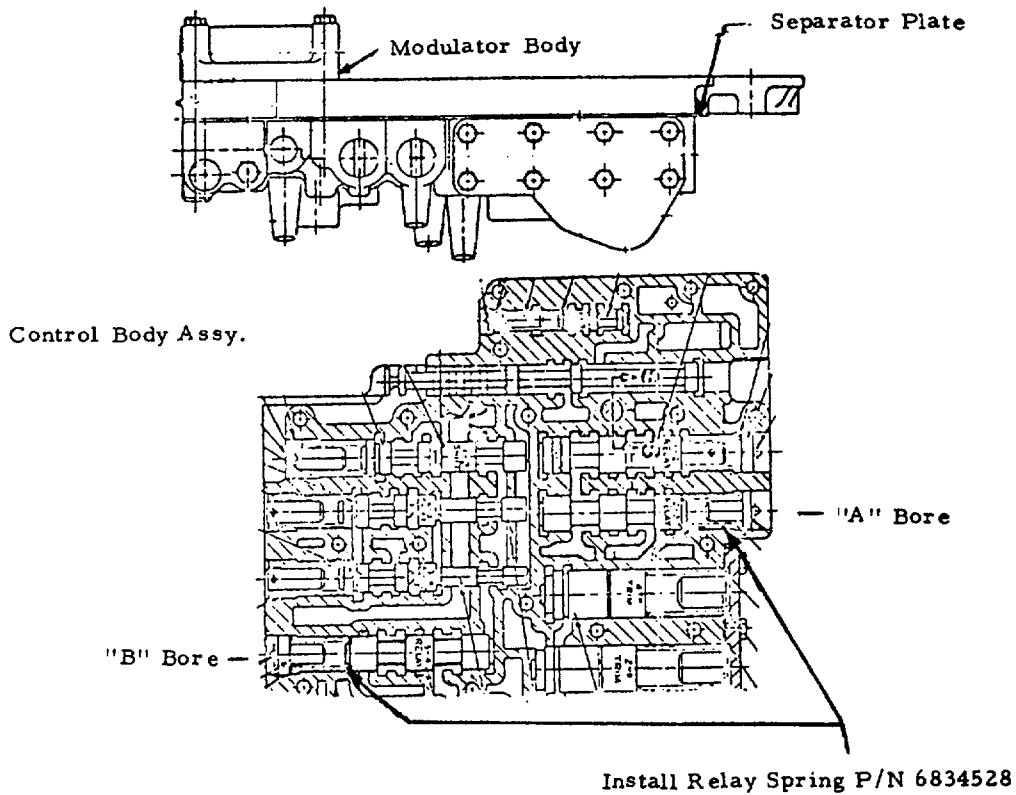


FIGURE 1. SEPARATOR PLATE AND RELAY VALVE SPRING REFERENCES

Subject: Common Flywheel Kit P/N 6885461

Equipment Affected: HT-700

To eliminate the necessity of stocking and storing different flywheels, a common flywheel blank kit P/N 6885461 has been released for use on all the subject transmissions. This blank is machined, as required, to meet the specification for a particular transmission flywheel detail. An Instruction Sheet No. 118, P/N 6885462, included in each Kit, is included herein for your review and convenience.

The chart of Instruction Sheet No. 6885462 (page 2) relates the machining required to obtain a specific flywheel detail using the blank flywheel P/N 6882592. Find the part number of the flywheel required on your transmission in the "F" column of the chart, then machine the blank flywheel P/N 6882592 to the dimensions related across the chart as indicated in the columns "Constr Figure," "C, D, E," "Lockup Clutch Requirement," "J, K and M," as applicable.

NOTE: If a new ring gear is required (column G), then it will have to be ordered in addition to the common flywheel kit P/N 6885461.

The release of the above Kit P/N 6885461 does not affect the availability of any specific fly-wheel assembly for the subject transmissions. Any flywheel assembly or component currently available in the applicable Parts Catalogs is still available through normal parts channels. The Kit provides the customer with the option of stocking various flywheel assemblies or a kit that provides a means of fabricating a specific flywheel assembly when required.

Service Manager, Transmission Operations

INSTRUCTION SHEET NO. 118

(Used in Kit P/N 6885461)

PLEASE READ INSTRUCTIONS CAREFULLY. REMEMBER CLEANLINESS IS IMPORTANT.

The flywheel blank in this kit can be machined to duplicate any flywheel part number listed in column F of the chart below. Find the flywheel part number required in column F, then perform the operations indicated in the columns to the right, on the flywheel blank.

NOTE: If a new ring gear is required (column G), then it must be ordered separately and installed as related.

The flywheel blank is balanced and any machining or installation of a ring gear should not create an imbalance condition if performed properly.

F	G	C	D	E	H	J	K	M
FLYWHEEL	GEAR	CONSTR FIGURE			LOCKUP CLUTCH REQUIREMENT SEE VIEW H	RADIUS	DIM.	DIA.
6771565	6751948	I	2.30	3.060	18.389-18.394	YES		
6884587 6831375	6769131	I	2.06	3.060	18.257-18.262	YES		
6884583 6772491	5184473	I	2.06	3.060	18.479-18.484	YES		
6772956	5184773	I	2.06	3.060	18.479-18.484	NO		
6884588 6773781	6752502	I	2.30	3.060	18.479-18.484	YES		
6773936	6773504	I	2.20	3.060	18.137-18.142	NO		
6774193	6772502	I	2.31	3.060	18.389-18.394	NO		
6774336	6775335	VII	1.920	2.490-2.500	18.520-18.526	NO	.030	18.75-18.81
6774512	6759466	I	2.14	3.060	18.395-18.400	YES		
6774519	6757504	I	2.06	3.060	18.020-18.025	YES		
6884582 6775457	NONE	III		2.490-2.500	17.470-17.500	YES		
6884580 6776524	6753594	I	1.74	2.700	18.520-18.525	YES		
6884585 6776526	5166664	I	2.06	3.060	18.479-18.484	YES		
6884728 6776711	6768359	I	1.65	2.490-2.500	18.520-18.525	YES		
6777536	6751948	I	2.31	3.060	18.389-18.394	NO		
6778212	6774352	I	1.70	3.060	18.200-18.205	YES		
6779228	6773504	I	2.200	3.060	18.137-18.142	YES		
6779454	NONE	V	2.284	2.490-2.500	17.162-17.167	YES		
6779811	6880135	I	2.030	3.060	18.474-18.480	YES		
6830628	6830469	VII	1.610	2.490-2.500	17.499-17.504	YES		17.938-18.000
6830787	NONE	II	2.100	2.490-2.500	17.245-17.250	YES	.030	.06
6884578 6831375	NONE	IV	1.18	2.490-2.500	17.160-17.165	YES		
6832377	NONE	II	1.740	2.490-2.500	16.850-16.855	YES	.06-.10	.030
6836566	6836565	I	2.24	3.060	18.083-18.088	NO		
6884577 6839592	6778055	I	2.16	3.060	18.305-18.315			
6884576 5839594	6836565	I	2.24	3.060	18.083-18.088			
6880133	6880135	I	1.92	3.060	18.475-18.480			
6884590 6882456	NONE	VI	1.54	2.790-2.500	16.475-16.495			
6772954	NONE	I	2.06	3.060	18.479-18.484			
6884589 6833547	NONE	I	2.30	3.060	18.389-18.394			
6884584 6775899	NONE	I	2.06	3.060	18.479-18.484			
6884579 6833559	NONE	I	1.65	2.490-2.500	18.520-18.525			
6884581 6833558	NONE	I	1.74	2.700	18.520-18.525			
6884586 6833584	NONE	I	2.06	3.060	18.257-18.262			

*These flywheels are functionally the same. The upper part number identifies flywheels with the new style lockup drive pins.

WHEN GEAR TEETH ARE
 CHAMFERED ASSEMBLE
 GEAR WITH CHAMFER
 IN POSITION SHOWN

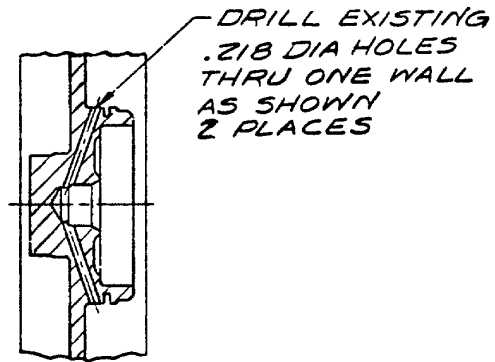
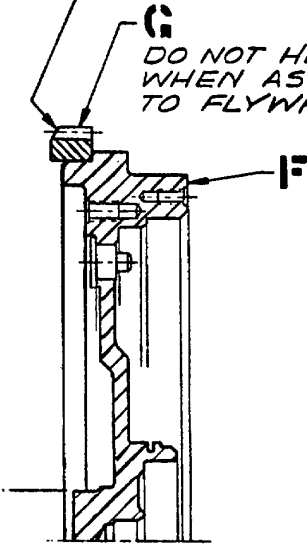
FINISH WHERE SHOWN

MUST BE CLEAN AND FREE
 FROM BURRS

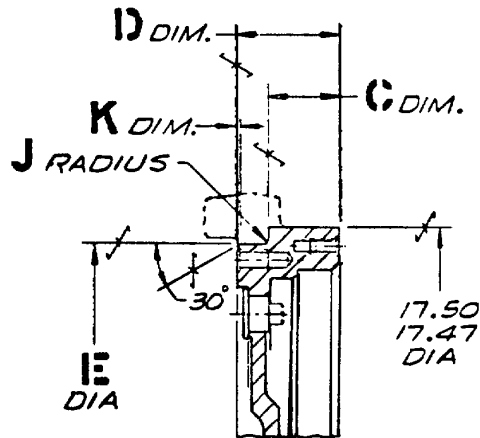
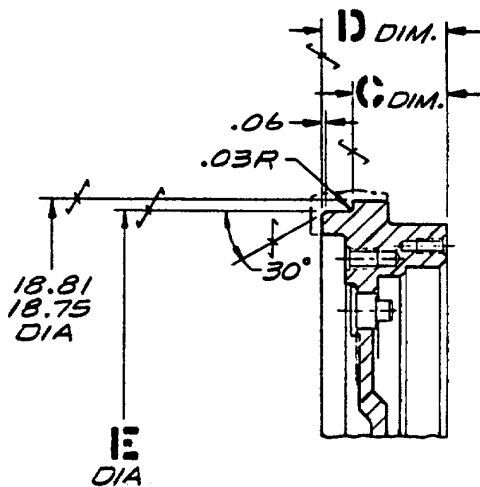
DO NOT HEAT OVER 400°F
 WHEN ASSEMBLING ON
 TO FLYWHEEL

USE FLYWHEEL BLANK ASSY 6882592

TOTAL RUNOUT OF DIA I WITH DIA I.
 TO BE WITHIN .003



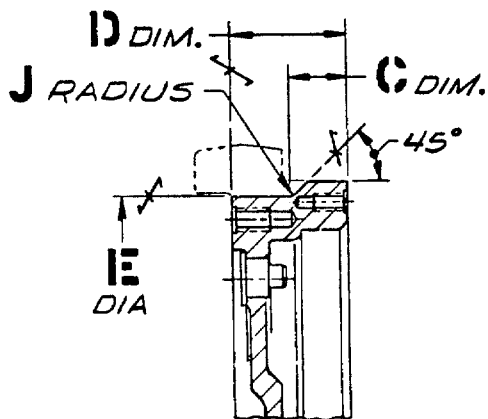
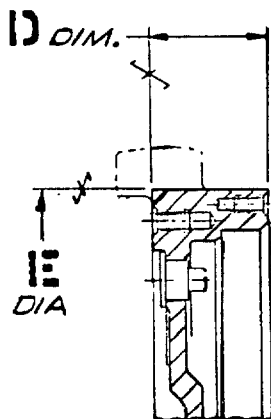
VIEW H
 WHEN REQUIRED FOR
 LOCK UP CLUTCH



CONSTRUCTION I

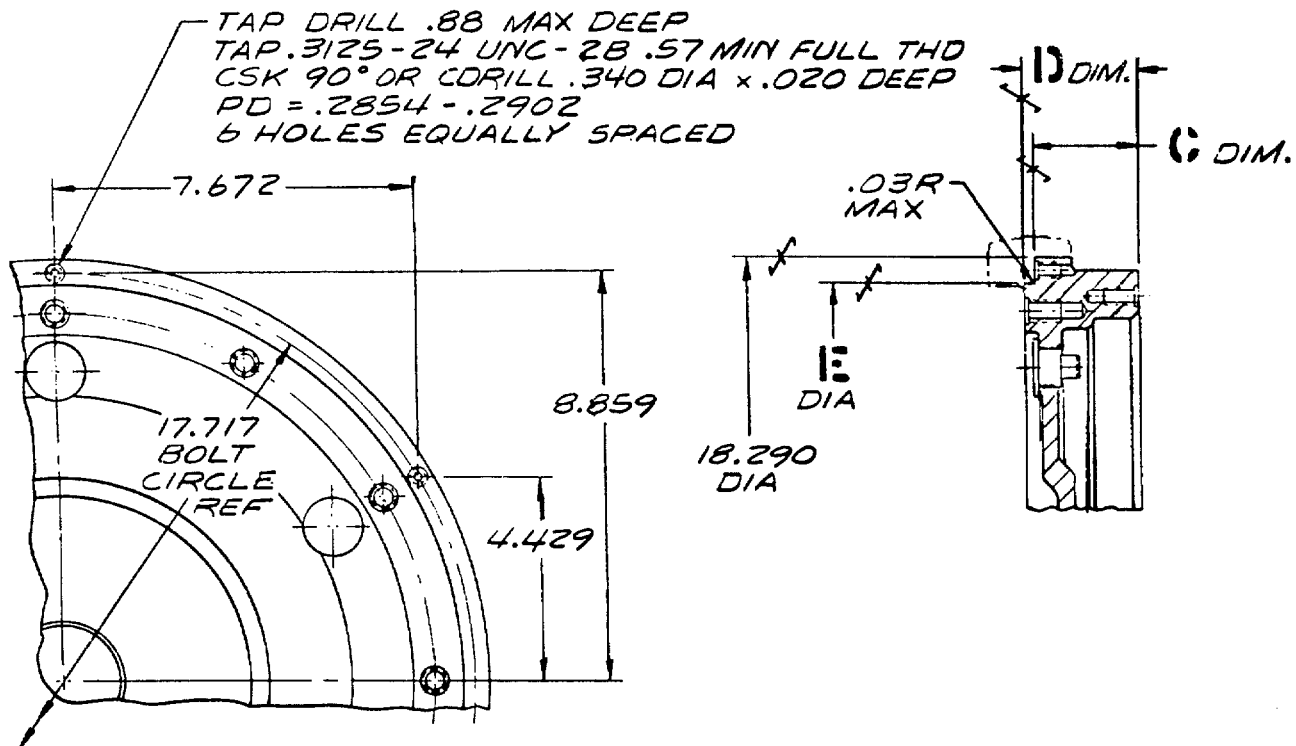
CONSTRUCTION II

CONSTRUCTION VIEWS

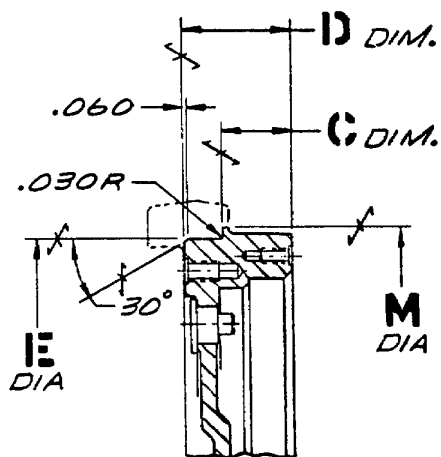
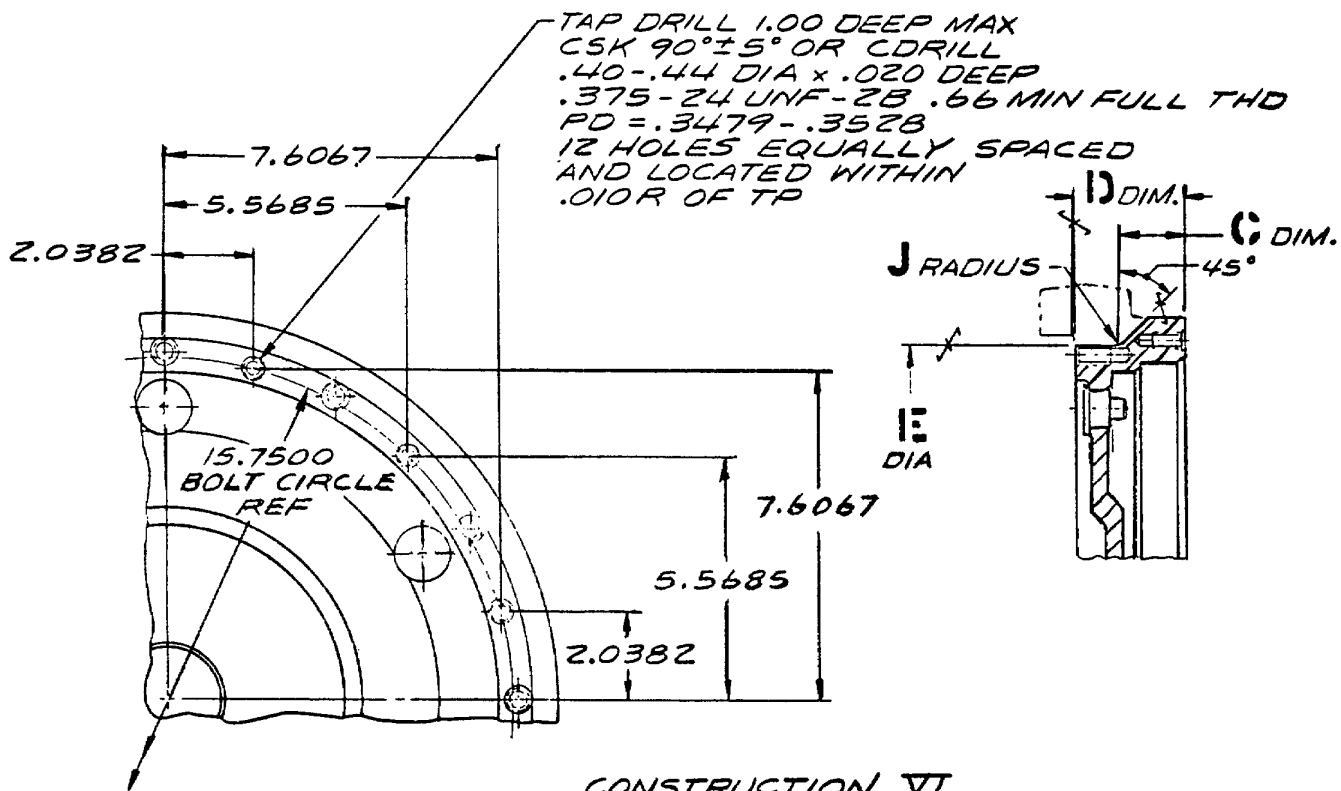


CONSTRUCTION III

CONSTRUCTION IV



CONSTRUCTION V



CONSTRUCTION VII
 CONSTRUCTION VIEWS

SUBJECT: Model Year (MY) 1979 Changes

EQUIPMENT AFFECTED: HT-700 Series Transmission

EFFECTIVE SERIAL NUMBER: 28146 - HT-700

HT-700 Series Transmissions

New transmission assembly part numbers (A/N) will identify 1979 HT-700 model year transmissions.

A. Oil Pan

Two new universal oil pans have been released for the entire 700 series transmissions. Figure 1 reflects a comparison of the type, configuration, and part numbers of the former (MY '78) oil pans released and the new MY '79 oil pans released. Note, that oil pan depth has been increased from six (6) to seven (7) inches for all HT-700 transmissions except an HT-740D transmission assembly used in an intercity bus special application.

New oil pan P/N 6885148 (7 inch depth) will be merchandised in service kit P/N 23011301 and pan P/N 6885149 (6 inch depth) in kit P/N 23011302 only. The various oil pans used on MY '78 and prior transmissions will be canceled for customer use. If an oil pan is required to service these units order the new six (6) inch pan kit P/N 23011302 to replace a six (6) inch pan in field service or kit P/N 23011301 to replace a seven (7) inch oil pan.

NOTE: If the new deep pan configuration released on MY '79 HT-700 straight-thru transmissions is desired on former units instead of the original depth pan then additional parts are required. Refer to Page 4.

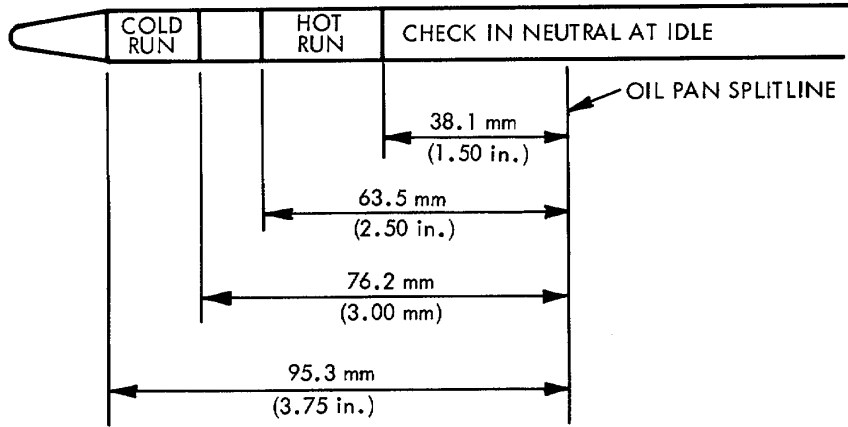
The deeper oil pan P/N 6885148 for the HT-700 straight-thru transmissions requires a change in oil capacity and oil level dipstick marking. The differences are as follows:

	<u>Oil Quantities</u>	
	<u>MY 1978</u>	<u>MY 1979</u>
Oil Capacity (less external circuits)	36.01 (9.5 U.S. Gal.)	36.91 (9.75 U.S. Gal.)
Initial Fill (as received from factory)	28.41 (7.5 U.S. Gal.)	29.31 (7.75 U.S. Gal.)
Refill (oil and filter changed)	30.31 (8.0 U.S. Gal.)	31.21 (8.25 U.S. Gal.)

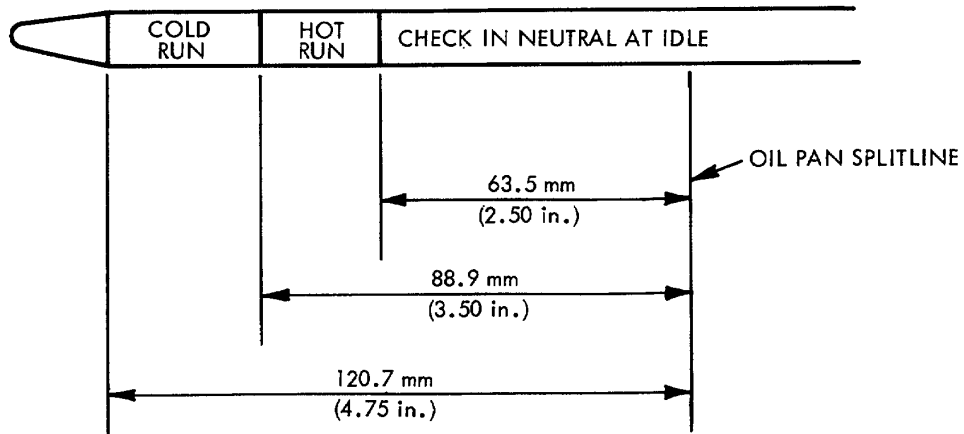
Oil level Dipstick Markings

177.8mm (7.0 in.) vs 152.4mm (6.0 in.) oil

152.4 mm (6.0 in.) OIL PAN DEPTH



177.8 mm (7.0 in.) OIL PAN DEPTH



	1978 MODEL YEAR				1979 MODEL YEAR	
	HT-740 FIRE TRUCK	FRONT TAPER NON-FIRE TRUCK	FRONT TAPER FIRE TRUCK	HT 700 STD. PAN SPL COACH	HT-740, 754DR, 750DRD	HT740D SPL. COACH HT750 DROP BOX
DEPTH	152.4 mm (6.0 in)	152.4 mm (6.0 in)	152.4 mm (6.0 in)	152.4 mm (6.0 in)	177.8 mm (7.0 in)	152.4 mm (6.0 in)
OIL FILL TUBE FITTING	THREADED	THREADED	THREADED	THREADED	UNIVERSAL (COMB. THREADED & 2-BOLT FLANGE)	UNIVERSAL (COMB. THREADED & 2-BOLT FLANGE)
DRAIN PLUG	YES	YES	YES	YES	YES	YES
PRE-HEAT & FIRE TRUCK SHIFT SIGNAL PROVISION	YES	NO	YES	NO	YES	YES
FRONT TAPER	NO	YES	YES	NO	YES	NO
FIRE TRUCK DRAIN BACK	NO	NO	NO	NO	YES	YES

THE PARTS AND PART NUMBERS AFFECTED ARE AS FOLLOWS:

PAN ASSY	6881399	6883713	6833715	6881219	6885148	6885149
FILTER ASSY	6839636	6839636	6839636	6839636	6884473	6839636
SPACER FILTER	6839637	6839637	6839637	6839637	6839637 (2)	6839637
BOLT-FILTER	9409068	9409068	9409068	9409068	9409126	9409068
TUBE ASSY SHIFT ASSIST (FIRE TRUCK ONLY)	6881930	-----	6881930	-----	6883906	-----
CLIP, TUBE	6881935	-----	6881935	-----	-----	-----
TUBE ASSY SIGNAL (CRD & DRD ONLY)	-----	6889638	-----	6889638	6884064	-----
TUBE ASSY ARL (DRD & CLBT ONLY)	-----	6881715	-----	6881715	6884063	6884063
PLUG, PIPE	-----	-----	-----	-----	444612	444612
PLUG	-----	-----	-----	-----	103870	103870

Figure 1. 1979/1978 MY HT-700/CLBT-750 OIL PAN CONFIGURATIONS

Figure 1.

The chart below reflects the additional parts required if a customer wants to convert MY '78 and prior transmissions in field service to the oil pan configuration and depth as released for the MY '79 model transmissions. For example: the HT-740D Fire Truck unit (originally released with a six (6) inch deep oil pan) is converted by ordering Kit 23011301 (7" ~~pan~~ plus 1 filter 6884473, 1 spacer 6839637, 1 bolt 9409126 and 1 tube 6883906, as indicated. However, if the original pan depth is acceptable then order the new six (6) inch oil pan kit P/N 23011302 as a service replacement no additional parts are required and is fully interchangeable. This applies to the other units listed if replacement is made with same depth oil pan no additional parts are required.

If Servicing MY '78 and Prior	With Oil Pan Kit	The Following Parts (Indicated X) Must Also Be Used					
		Filter 6884473	Filter Space 6839637	Filter Bolt 9431456	Shift Assist Tube 6883906	Signal Tube 6884064	ARL Tube 6884063
HT-740D FIRE TRUCK (ALL)	23011301	X	X	X	X		
HT-740D (EXCEPT A/N 6884538 AND FIRE TRUCK)	23011301	X	X	X			
HT-740, A/N 6884538	23011302	X	X	X		X	
HT-750DRD (ALL)	23011301	X	X	X		X	X
HT-750CRD (ALL)	23011301	-	-	-	-	-	-
HT-750 DROP BOX MODELS (ALL)	23011302	-	-	-	-	-	-

SUBJECT: Release of Oil Level Sight Gage Kit P/N 23014640

EQUIPMENT AFFECTED: HT/CLBT-700 Series Transmissions

This is to advise of the release and availability of an oil level gage kit P/N 23014640 for the subject transmissions. The sight gage is adaptable on the 6, 7, and 8 1/2 inch depth transmission oil pans currently on the subject transmissions in field service.

Kit P/N 23014640 contains the sight gage and adapters plus an Instruction Sheet No. 154, relating installation procedures. Instruction Sheet No. 154 is included herein for your review and understanding.

READ INSTRUCTIONS CAREFULLY. REMEMBER CLEANLINESS IS IMPORTANT.

This kit contains an oil level sight gage and attaching hardware. See Figure 1. The gage is adaptable for the 6 inch, 7 inch deep stamped oil pan or the 8½ inch cast iron pan. The separate spacer and o-ring seal illustrated in Figure 1 is used when adapting gage to the 8½ inch pan, change "D" or later, configuration illustrated in Figure 4.

Remove the transmission oil pan. Rework the oil pan per Figure 2, 3, or 4 depending on the particular depth pan on which the gage is being installed. Note that 8½ inch pan mounting holes are to be tapped and spotfaced as related in Figure 4. The separate (longer) spacer and o-ring (fig. 1) replaces the lower spacer and o-ring on the composite gage when used on the 8½ inch pan (to change "D" or later) to adapt for casting offset.

Remove nuts from gage bolts. Inspect o-rings at spacers to be sure they are properly positioned and not twisted or distorted. Sealing is located between the bolt head and gage body and one between gage and spacer at each bolt total of four o-rings. Install sight gage with assembled parts onto oil pan with knurled plug end up. On stamped pan installations install nuts and tighten 15-20 lb. ft. torque. On the 8½ inch pan installation, omit nuts, and tighten bolts 15-20 lb. ft. torque.

Figure 1 relates information relative to visual oil level indicated.




FIGURE 1. OIL LEVEL SIGHT GAGE P/N 23013946

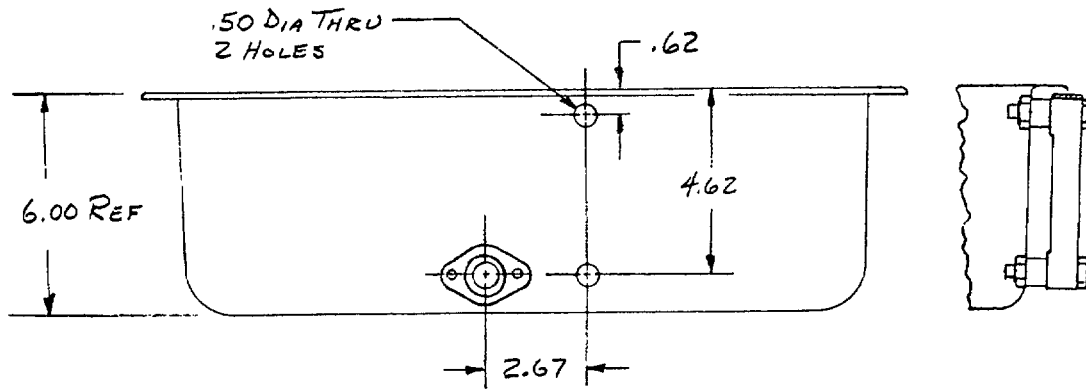


FIGURE 2. 6.00" STAMPED PAN

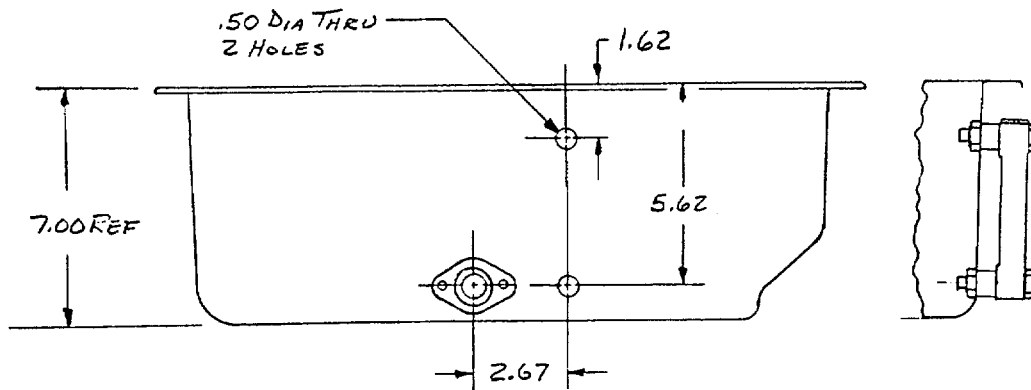


FIGURE 3. 7.00" STAMPED PAN

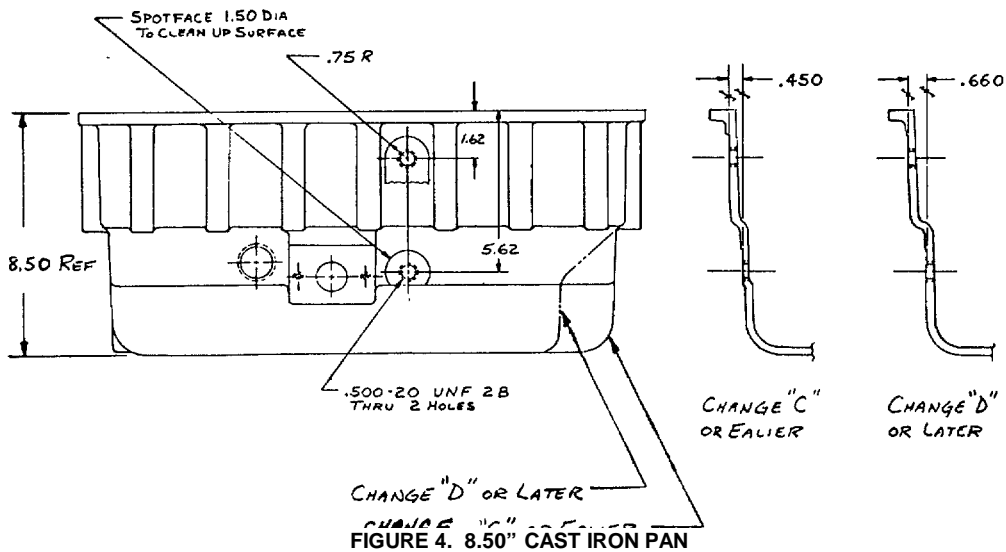


FIGURE 4. 8.50" CAST IRON PAN

SUBJECT: Field Installation of C.H.C. Shift System to HT 740/747 Transmissions Manufactured Prior to May 1, 1983

EQUIPMENT AFFECTED: HT 740/747 Model Transmissions with Lockup Controlled by Rear Governor Pressure

A revised configuration of hydraulic shift controls has been released to HT 740D/747 transmissions used in fire truck, tour coach, and transit coach applications. These controls provide smooth, positive shifts under all types of driving conditions, as well as providing more consistent and positive road/pump and pump/road shifts in fire truck pumper applications.

Parts required to convert transmissions manufactured prior to May 1, 1983, for coach applications and June 1, 1983, for fire truck applications are contained in service kit P/N 23019139, available from DDA Parts Department through August 31, 1985. Parts contained in the C.H.C. Field Installation Kit are listed below:

C.H.C. Field Installation Kit P/N 23019139

<u>Part No.</u>	<u>Part Name</u>	<u>Qty.</u>
6835920	Valve, Trimmer	4
6838839	Spring, 4th Trimmer, Outer	1
6885166	Spring, 4th Trimmer, Inner	1
6880045	Spring, 3rd Trimmer, Outer	1
23013908	Spring, 3rd Trimmer, Inner	1
6881018	Cover, Trimmer	1
23017186	Valve, 1-2 Modulator	1
6885007	Spring, 1-2 Shift	1
6838285	Spring, Trim Boost Regulator	1
6838519	Spring, Modulator	1
23017528	Plate, Separator	1**
6836693	Spring, Lube	1
23017184	Valve, Check	1*
6881719	Valve Assy., Lockup Cutoff	1
454818	Bolt, 1/4-20 X 3	8
23016681	Gasket, Pan	1
6883719	Identification Tag	1
8622361	Screw, Drive	1

* Used only with 3 gear charging oil pump transmissions.

** Early production utilized separator plate P/N 23017185. This should be updated to the current production separator plate P/N 23017528 at time of first overhaul or repair.

Disassemble valve body and reassemble with new parts as detailed in HT 700 Service Manual.

New valve body test specifications are:

Modulator Pressure - 35/37 PSI
1-2 Shift - 370/420 RPM

Trimmer Spring Identification:

	<u>Part No.</u>	<u>No. Coils</u>	<u>Free Ht.</u>	<u>O.D.</u>	<u>Wire Dia.</u>	<u>Color Code</u>
First Trimmer Outer	6833938	12.5	2.96	.940	.080	Yellow
First Trimmer Inner	6885166	9.5	1.69	.690	.092	Orange w/White
Second Trimmer Outer	23012937	9.0	2.27	.949	.098	White
Second Trimmer Inner	6883300	10.0	1.95	.690	.083	Green w/White
Third Trimmer Outer	6880045	10.0	2.18	.940	.098	Orange
Third Trimmer Inner	23013908	10.0	1.80	.690	.080	White
Fourth Trimmer Outer	6838839	8.0	1.95	.930	.092	Purple w/Orange
Fourth Trimmer Inner	6885166	9.5	1.69	.690	.092	Orange w/White

Detail parts changes and functional valve body modifications are outlined in the attached figures.

Interchangeability

CHC field installation parts are interchangeable backwards on control valve assemblies to transmission S/N 26911. On control valve assemblies on transmission S/N 26911 thru transmission S/N 10300, the older control valve body detail P/N 6881758 will have to be replaced by the current control valve body detail P/N 6885199. On transmissions prior to S/N 10300, a current control valve assembly service kit is required.

The current C.H.C. service control valve kits are:

2100 3 Gear Charging Pump (Transit Bus)	- P/N 23019140
1900 3 Gear Charging Pump (Transit Bus)	- P/N 23019141
2100-2400 2 Gear Charging Pump (Fire Truck Pumper)	- P/N 23019142
2100 2 Gear Charging Pump (Tour Coach)	- P/N 23019143
1900 2 Gear Charging Pump (Tour Coach)	- P/N 23019144

Identification

When reworking units in the field, identify with a field altered data tag described in S.I.L.. 26-TR-82.

Detroit Diesel Allison Division
General Motors Corporation
Indianapolis, Indiana 46206

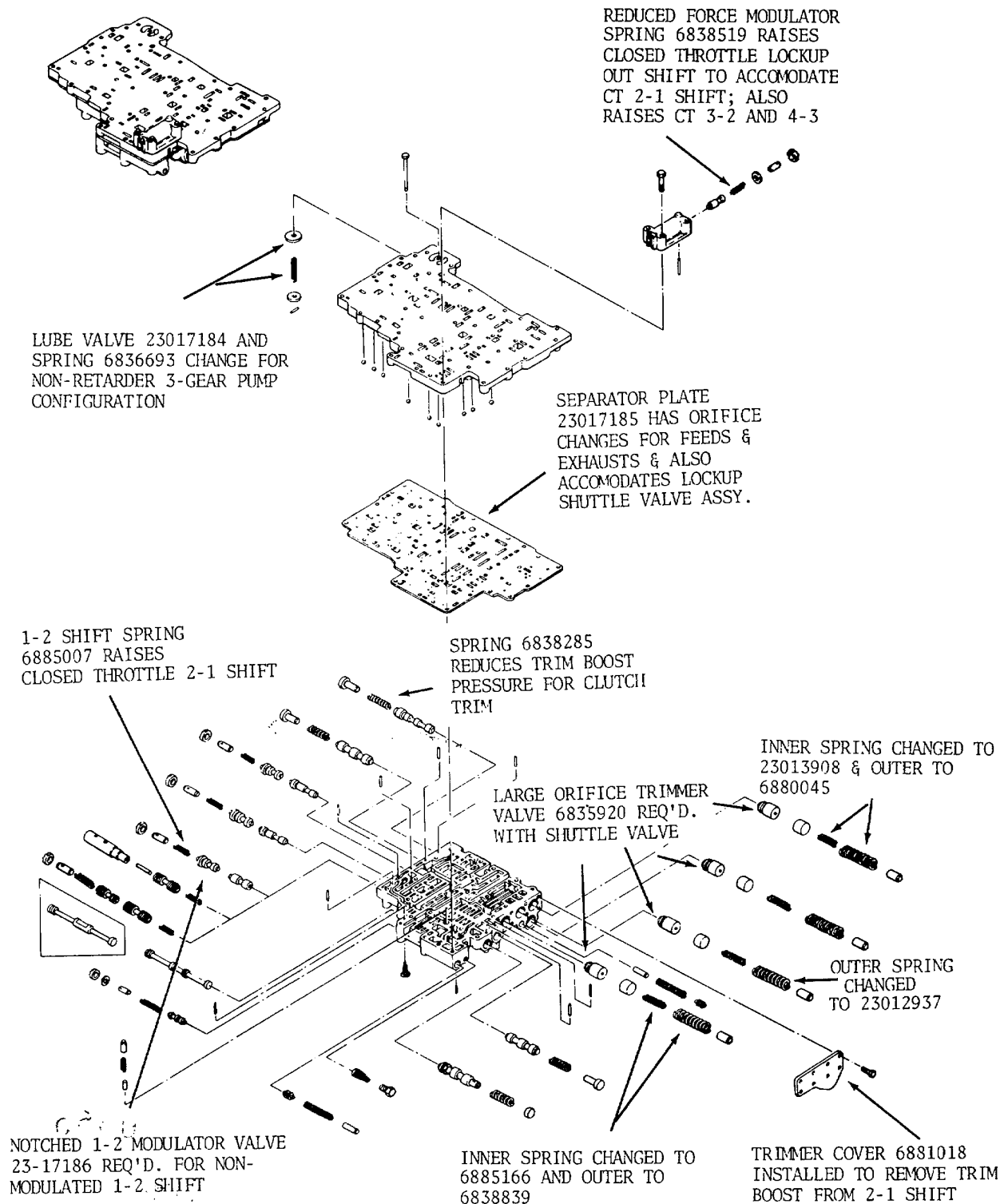


FIGURE 1.

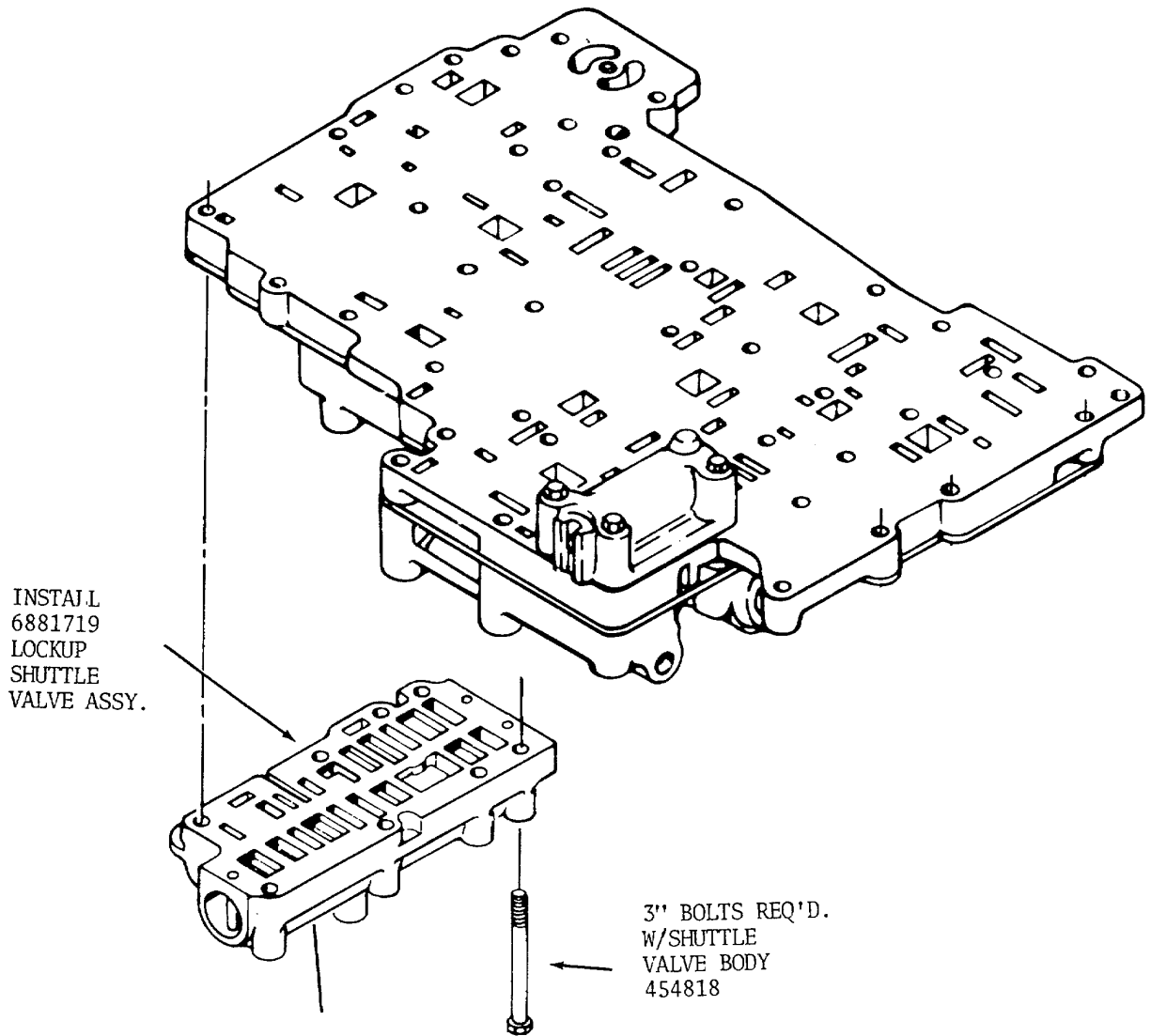


FIGURE 2.




FIGURE 3.




FIGURE 4.

SUBJECT: Side PTO Gear, Engine Driven PTO Option

EQUIPMENT AFFECTED: HT/CLT 700 Series

EFFECTIVE SERIAL NUMBER: 81257

A new configuration to locate the side power takeoff (PTO) gear in converter housings with the engine driven PTO option has been incorporated in production built transmissions. The new configuration locates the gear using twonapings to replace the old rivet and washer configuration, refer to Figure 1. The new configuration requires rework of the converter housing as shown in Figure 1.

New pieces are fully interchangeable backwards but must be used together with a reworked converter housing. Old parts will not be maintained for service.

<u>New P/N</u>	<u>Qty.</u>	<u>Old P/N</u>	<u>Qty.</u>	<u>Name</u>
-	-	6837887	1	Gear Assembly
23010140	1	6837888	1	Gear
6769576	2	-	-	Snapping
-	-	6777366	3	Rivet
-	-	6777880	6	Washer
908319	1	901310	1	Bearing
23016545	1	6881509	1	O-ring
23016546	1	6881508	1	Spindle
-	-	9421762	1	Cup Plug
23014275	AR	6880904	AR	Conv. Hsg. Assy. 3 Gear Pump with Ret.
23014276	AR	6880903	AR	Conv. Hsg. Assy. 2 Gear Pump without Ret.
23014277	AR	23013265	AR	Conv. Hsg. Assy. 3 Gear Pump with VC without Ret.
23014278	AR	6884889	AR	Conv. Hsg. Assy. 3 Gear Pump without Ret.

Install assembled gear and bearing as detailed in applicable service manual.

Detroit Diesel Allison Division
General Motors Corporation
Transmission Operations
Indianapolis, Indiana 46206

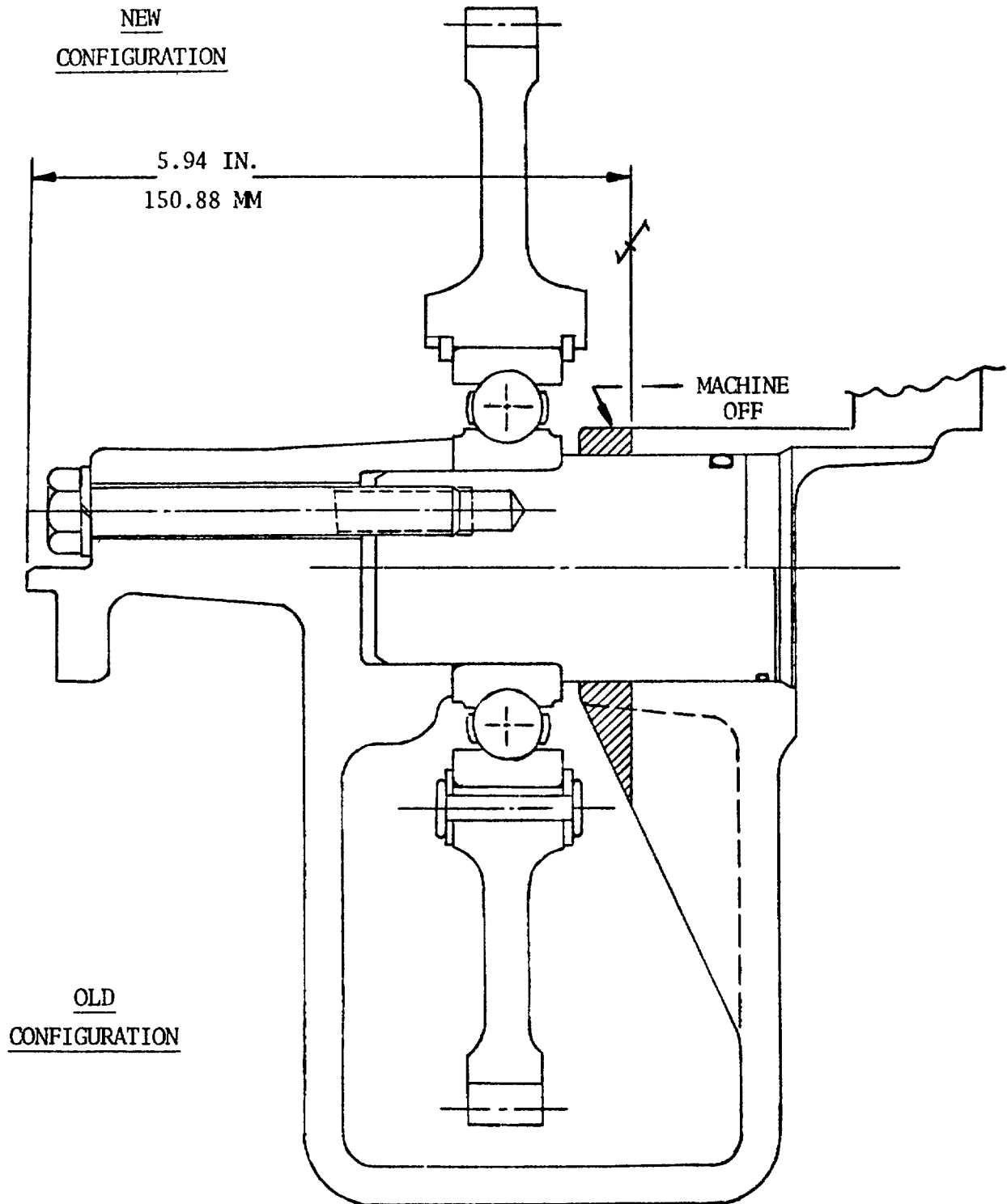


FIGURE 1

Support Equipment

1. Engine Adaptation Pieces (Ref. AS 00-001) The engine manufacturer is responsible for supplying the physical adaptation parts required to connect the HT 700 to their engine. The following DDA AS drawings Referenced from PIM34 describe the physical adaptations of the HT 700 with various engine manufacturers:

<u>Engine Make and Model</u>	<u>Adpt. Dwg.</u>
CAT 3306	AS 04-204
CAT 3406/3408	AS 04-181
Cum N Series (#1 Ring Gear)	AS 04-136
Cum N Series (#2 Ring Gear)	AS 04-155
Cum V903	AS 04-039
Cum KT	AS 04-163
DDA 71 Series	AS 04-137
DDA 92 Series	AS 04-160
Mack 670 Series	AS 04-060
Mack 860 Series	AS 04-068
Waukesha	AS 04-062
MAN	AS 04-139
Volvo TD	AS 04-139
Fiat	AS 04-158
Scania-Vabis DS-14 or Waukesha H866	AS 04-148
IH NDT 429/573	AS 04-036
CAT 1674/D334	AS 04-089
Universal Flywheel	AS 04-186

2. Modulator Control (Ref. AS 45-037)

<u>Description</u>	<u>Source</u>
Mechanical Push or Pull	Felsted Div. of Samuel Moore & Co. 717 Lake Street Kent, Ohio 44240 Phone: (216) 673-6047
Mechanical Push or Pull	Morse Controls Div., IndustrialIncom Int'l. 21 Clinton Street Hudson, Ohio 44236 Phone: (216) 653-9161
Mechanical Push or Pull	Quadrastat Controls Corp. 4429 San Fernando Road Glendale, California 92104 Phone: (213) 240-5271
Mechanical Push or Pull	Teleflex GmbH P.O. Box 287 D5628 Heiligenhaus Republic of West Germany Phone: (0) 2126/282225

Support Equipment - Continued

Mechanical Push or Pull

Vofa-Werk
 Schiess-Str. 30
 4 Disseldorf 11
 Republic of West Germany
 Phone: (0) 0211/590191

Air-actuated - for use with
 air throttle system

Williams Air Control, Div. of Weatherhead Co.
 14100 S.W. 72nd Avenue
 Portland, Oregon 97223
 Phone: (503) 639-3151

3. Shift Controls (Ref. AS 45-041)

Mechanical Controls

Morse Controls, Div., Incom Int'l.
 21 Clinton Street
 Hudson, Ohio 44236
 Phone: (216) 653-9161
 (216) 653-9155

Vofa-Werk
 Schiess-Str. 30
 4 Disseldorf 11
 Republic of West Germany
 Phone: (0) 0211/591091

Quadrastat Controls Corp.
 4429 San Fernando Road
 Glendale, California 92104
 Phone: (213) 240-5271

Teleflex Industrial Products
 640 North Lewis Road
 Limerick, Pennsylvania 19468
 Phone: (215) 495-7011

Teleflex GmbH
 P.O. Box 287
 D5628 Heiligenhaus
 Republic of West Germany
 Phone: (0) 2126/282225

Felsted Div. of Samuel Morse & Co.
 717 Lake Street
 Kent, Ohio 44240
 Phone: (216) 673-6047

Air Controls

Bennett Enterprises, Inc.
 2649 Manana Drive
 Dallas, Texas 75220
 Portland, Oregon 97223
 Phone: (503) 639-3151

Williams Air Control
 Div. of the Weatherhead Co.
 14100 S.W. 72nd Avenue

4. Speedometer Driven Gear and Plug (Ref. AS 45-043)

<u>No. of Teeth On Drive Gear</u>	<u>Drive Hole Configuration</u>	<u>No. of Teeth On Driven Gear</u>	<u>Stewart Warner Driven Gear Part No.</u>	<u>DDA Driven Gear Part No.</u>
6	.213 Dia Slotted	12	890203	6839881
		13	890204	703386
		14	890205	6839884

Support Equipment - Continued

These gears can be purchased from:

Stewart Warner Corp.
1826 W. Diversey Parkway
Chicago, Illinois 60614
Phone: (312) 883-6000
Ralph Berquist

Process Gear
3313 West Newport Avenue
Chicago, Illinois 60618
Phone: (312) 583-1616

or through the various OEM distributorships: i. e., GMC, Ford, IHC, Mack, etc. DDA driven gears can be purchased through DDA Service Parts. All gears must be used in connection with speedometer drive sleeve DDA P/N 2337438 Stewart Warner P/N 78744 or equivalent.

5. Temperature Gage Fitting (Ref. AS 45-040)

<u>Description</u>	<u>Vendor P/N</u>	<u>Source</u>
On-Highway Temp. Gage Kit includes temp. sensor gage, light and decal	6880751	DDA Service Parts

6. Neutral Start Switch (Ref. AS 45-040)

Switches available from DDA Service Parts

<u>Description</u>	<u>Mating Connector</u>	<u>Source</u>
Switch - 12 gage wire DDA P/N 23011921	Essex Wire P/N 90-5403 Male (1) 9005404 Female (1)	Essex Wire 6233 Concord Detroit, Michigan 48211 Phone: (313) 571-8000
	Amp, Inc. P/N 42865-1 Male (1) 42868-1 Female (1)	Amp, Inc. P.O. Box 3608 Harrisburg, Pennsylvania 17105
Switch - 18 gage wire DDA P/N 23011923 Chrysler Connector	Chrysler P/N 2232961 Mold (1) 1922611 Terminal (1) 1796235 Terminal (1)	Essex Wire or Amp, Inc.
Switch - 12 gage wire DDA P/N 23011922 Packard Electric Connector	Packard Electric P/N 2989597 Connector (1) 2962554 Terminal (2)	Packard Electric Div. GM P.O. Box 431 Warren, Ohio 44486 Phone: (216) 399-3020

Support Equipment - Continued

7. Reverse Signal Switch (Ref. AS 45-040)

<u>Description</u>	<u>Vendor P/N</u>	<u>Source</u>
Transmission-mounted	S-1733-1500	Fasco Industries P.O. Box 2250 Shelby, N.C. 28150 Phone: (704) 482-9582

Connect Reverse Signal Switch to vehicle wiring with:

(1) Shell	5297887	Packard Electric
(2) Sleeves	5297052	P.O. Box 431
(2 or 3) Clips	2965638	Warren, Ohio 44486 Phone: (216) 399-3020

8. Power Take-Off (Ref. AS 45-046)

<u>Description</u>	<u>Vendor Model</u>		<u>Source</u>
	<u>6/8 Pitch</u>	<u>New 6 Pitch</u>	
Sliding Gear	26DD	26DG6	Dana Power Equipment Power Take-Off Plant Dana Corporation P.O. Box 58 Chelsea, Michigan 48118 Phone: (313) 475-8641
Power Shift	27DD	27DG6	
Power Shift	27KD	27KG6	
Sliding Gear	338G6	338Q6	Tulsa Products Div. Sperry Vickers Corp. P.O. Box 6 Tulsa, Oklahoma 74115 Phone: (918) 836-3771
Sliding Gear	346G6	346Q6	
Sliding Gear	354G6	354Q6	

9. Power Take-Off (Ref. AS 45-033)

<u>Description</u>	<u>Vendor Model</u>	<u>Source</u>
Power Shift	850	Same as Dana address above

10. Output Yokes & Flanges (Ref. AS 45-044, AS 45-047, AS 00-050)

Mechanics Div. of Borg Warner 2020 Harrison Avenue Rockford, Illinois 61101 Phone: (815) 398-3000 Phone: (419) 476-3200	Dana Corporation Spicer Universal Joint Div. P.O. Box 986 Toledo, Ohio 43601
---	---

Support Equipment - Continued

11. Heat Exchangers (Ref. AS 45-038)

Following is a list of manufacturers that can supply suitable heat exchangers:

American Standard
Buffalo, N. Y.
Phone: (716) 897-2800

Heatex Ltd.
LaSalle 660, Quebec, Canada
Phone: (514) 365-610

Dunham Bush, Inc., Riverside Division
1850 Massachusetts Avenue
Riverside, California 92507
Phone: (714) 684-0991

Modine Manufacturing Co.
1500 DeKoven Avenue
Racine, Wisconsin 53401
Phone: (414) 633-2411

G & O Manufacturing
138 Winchester Avenue
New Haven, Connecticut 06508
Phone: (203) 562-5121

Perfex Group
500 W. Oklahoma Avenue
Milwaukee, Wisconsin 53207
Phone: (414) 744-1000

Harrison Radiator Division - GMC
200 Upper Mountain Road
Lockport, N. Y. 14094
Phone: (716) 439-3066

Sen-Dure Products, Inc.
Bay Shore, N. Y. 11707
Phone: (516) 665-0689

Hayden Trans-Cooler Co.
Div. of Valley Tow-Rite, Inc.
Carl Guckenbeger Co.
2844 McFarlan Park Dr.
Cincinnati, Ohio 45211
Phone: (515) 661-0500

Stewart Warner Corp.
South Wind Div.
1514 Drover Street
Indianapolis, Indiana 46221
Phone (317) 632-8411

Young Radiator Co.
2825 Four Mile Road
Racine, Wisconsin 53404
Phone: (414) 639-1010

12. External Oil Filter (Ref. AS 00-062, AS 00-063)

Filter Assembly
Model (Part No.)
PM22-2 (25010828)
Or
PM22-3 (25010839)

Replacement Element
Model (Part No.)
PF-889 (25010836)

Source
AC Spart Plug Div.
1300 N. Dort Hwy
Flint, Michigan 48556
Phone: (313) 766-5000

(253621)
or
(254353)

LF 509 N

Fleetguard, Inc.
A Cummins Company
Cookeville, Tennessee 38501
Phone: (615) 526-9551

Support Equipment - Continued

13. External Cooler Circuit Oil Filter

An external oil filter should be installed in the cooler return line after a transmission failure. This prevents debris collected in the cooler from entering the rebuilt transmission.

<u>Filter Assembly Model (Part No.)</u>	<u>Replacement Element Model (Part No.)</u>	<u>Source</u>
AC PM 13-7 (5576446)	PF 132W (5573014)	AC Spark Plug Division 1300 N. Dort Highway Flint, Michigan 48556 (313) 766-5000

14. Hydraulic Retarder Controls (Ref. AS 45-035)

Teleflex Industrial Products
640 North Lewis Road
Limerick, Pennsylvania 19468
Phone: (215) 495-7011

Williams Air Control
Div. of the Weatherhead Co.
14100 S. W. 72nd Avenue
Portland, Oregon 97223
Phone: (503) 639-3151

15. Parking Brake (Ref. 45-045)

Bendix
Automotive Controls Systems Group
401 N. Bendix Drive
South Bend, Indiana 46634
Phone: (219) 237-2100

Rockwell International
Aftermarket Sales, Brakes
Troy, Michigan 48084
Phone: (313) 435-1382
For nearest Rockwell Brake Distributor

16. Shallow Pan Kit (Ref. AS 45-036)

Description

Replaces the standard 177.8 mm
(7.0 in.) pan with a 152.4 mm
(6.0 in.) pan. Includes all parts
required for the conversion.

Vendor P/N

23010912

Source

DDA Service Parts

17. Miscellaneous (Ref. AS 45-049)

A. Auxiliary Heater

All transmissions are shipped from DDA with an oil sump pan that has no provision for an auxiliary heater. If an auxiliary heater is required, remove oil sump pan and replace with the following:

6883820	Kit, Oil Pan
6838421	Gasket, Oil Pan

Support Equipment - Continued

Part No. 103870 (1-11 1/2 Square Head Pipe Plug) is available from DDA Service Parts to plug auxiliary heater hole, if necessary.

Kim Hotstart Mfg. Co.
West 917 Broadway, Box 42
Spokane, Washington 99210
Phone: (509) 534-6171

General Electric (Calrod)
Industrial Heating Products Dept.
One Progress Road
Shelbyville, Indiana 46176
Attn: Sales Manager
Phone: (317) 398-4411

Phillips Manufacturing Co.
8200 Grand Avenue, South
Minneapolis, Minnesota 55420
Phone: (612) 888-4105

B. Dipstick and Filltube (Ref. AS 45-054) For special dipstick and filltube designs, contact:

Estan Manufacturing Company
32053 Howard
Madison Heights, Michigan 48071
Phone: (313) 588-1137

Moeller Manufacturing Company
Greenville, Mississippi
Phone: (601) 335-2326

ALLISON AUTOMATIC TRANSMISSION HT 700 SERIES PARTS CATALOG

NOTES

NUMERIAL PARTS INDEX

The numerical parts INDEX lists the parts reference number and the figure number of the illustration in which it appears. The reference numbers are keyed to the group listings. However, you must know the transmission assembly part number to identify the right group.

NOTE

Use this INDEX for reference only, do not order parts directly from this INDEX--use the proper group referenced.

ALLISON AUTOMATIC TRANSMISSION HT 700 SERIES PARTS CATALOG

INDEX 2

PART NO	FIG NO	REF NO	HISTORY	PART NO	FIG NO	REF NO	HISTORY
100670	6	13		103323	25	29	
100670	6	15		103323	25	37	
100670	6-1	44		103323	25	44	
100670	7	10		103323	25	52	
102635	26-4	4		103323	26	22	
103026	26	13		103339	13	15	
103028	13	63		103339	13	18	
103028	13-1	54		103339	13-1	15	
103038	13	64		103339	13-1	17	
103038	13-2	60		103339	13-2	15	
103320	23	26		103339	13-2	17	
103321	4	2		103340	13-2	41	
103321	20	1		103340	13-2	44	
103321	20	3		103870			RB 23017473
103321	20	5		104268	2	12	
103321	20	21		106265			RB 6837041
103321	26-4	3		113989	5	10	
103321	26-4	27		113989	5	22	
103322	6	14		115658			RB 179816
103322	6-1	27		115658	16	43	
103322	6-1	40		115658	16-1	32	
103322	6-1	59		117212	13	44	
103322	6-1	61		117212	13-1	42	
103322	22	5		117212	13-2	49	
103322	26	22		141114	17	5	
103323	3	9		141197			RB 6838429
103323	6	10		141202	26-4	15	
103323	6-1	6		141231	16	11	
103323	6-1	14		141231	16-1	13	
103323	6-1	45		141240	15	10	
103323	6-1	47		141240	15-1	10	
103323	6-1	49		141240	16	12	
103323	6-1	53		141240	16-1	15	
103323	6-1	55		141260	15	11	
103323	6-1	57		141260	15-1	11	
103323	6-2	15		141260	16	13	
103323	13	3		141260	16-1	14	
103323	13	60		141264	6-1	11	
103323	13	62		141264	6-1	16	
103323	13-1	3		145657	24	14	
103323	13-1	55		145657	25	14	
103323	13-2	3		145657	25	48	
103323	13-2	61		145657	26-4	9	
103323	16	16		147485			RB 6830319
103323	16	37		148406	4	16	
103323	16-1	20		148407	4	6	
103323	16-1	21		179275	22	1	
103323	16-1	24		179275	22	3	
103323	16-1	25		179816			R 115658
103323	23	2		179816	13	45	
103323	23	10		179816	13-1	44	
103323	23	17		179816	13-2	50	
103323	23	33		179817	23	27	
103323	23	35		179820	13-2	43	
103323	24	8		179824	13-2	46	
103323	24	27		179837			R 179838
103323	24	29		179837	6	1	
103323	24	31		179837	6-2	1	
103323	25	18		179837	13	59	
103323	25	27		179837	13-1	59	

R - REPLACES

RB - REPLACED BY

ALLISON AUTOMATIC TRANSMISSION HT 700 SERIES PARTS CATALOG

INDEX 3

PART NO	FIG NO	REF NO	HISTORY	PART NO	FIG NO	REF NO	HISTORY
179837	13-2	65		191268	6-1	50	
179838			RB 179837	215722	16	17	
179838	20	22		215722	16-1	22	
179849	4	1		218197	26	14	
179849	26-4	28		223738	26	20	
179858	22	4		272392	13-1	40	
179859	6-1	28		272548	6-1	46	
179859	6-1	39		272549	6-1	58	
179862	6	15		273340	13	19	
179862	6-1	62		273340	13-1	19	
179866	6-1	60		273340	13-2	20	
179883	23	1		274244	21	5	
179883	23	11		274244	21	7	
179883	23	16		274249			RB 23015806
179883	23	32		274251			RB 6832592
179883	23	34		274466	13-1	33	
179883	24	28		274466	13-1	67	
179883	25	30		274468	26	1	
179884	16-1	26		274613	8	8	
179885	24	7		274613	8-1	8	
179885	24	32		274884	8	31	
179885	25	19		274884	8-1	31	
179885	25	26		274889	8	31	
179885	25	43		274889	11	26	
179885	25	53		443603	17	46	
179887	16-1	19		443770			RB 6881138
179889	6	11		444335	13	2	
179889	6-2	16		444335	13-2	2	
179889	13	4		444588			RB 23012037
179889	13-1	4		444594			RB 23017377
179889	16	17		444612			R 444687
179891	6-1	5		444612			RB 23012036
179891	24	30		444618			RB 23012035
179891	25	38		444630	16-1	18	
179894	16	36		444687			RB 444612
179896	6-1	56		445090	13	39	
181370			R 181371	445090	13	49	
181370	2	26		445090	13-1	48	
181371			RB 181370	445090	13-2	54	
181395	26	23		445568	R	186602	
181421	13-1	62		445568	13	28	
181427	6-1	15		445568	13-1	28	
181427	26	23		445568	13-2	28	
181429	3	8		445968	13	22	
181445	6-1	54		445968	13-1	22	
186271	13-2	42		445968	13-2	22	
186278	20	2		445968	17	19	
186283	26-4	2		450517	20	6	
186284	20	4		451699	6-1	8	
186285			R 9422502	451699	6-1	48	
186285	7	5		451699	6-1	50	
186285	8	23		454815	13	14	
186602			RB 445568	454815	13	16	
187238	6-2	16		454815	13	17	
187238	13	61		454815	13	19	
187238	13-1	4		454815	13-1	14	
187238	13-2	4		454815	13-1	16	
187364	16	36		454815	13-1	18	
187364	16-1	23		454815	13-1	19	
190637	8-1	26		454815	13-2	14	

R - REPLACES

RB - REPLACED BY

ALLISON AUTOMATIC TRANSMISSION HT 700 SERIES PARTS CATALOG

INDEX 4

PART NO	FIG NO	REF NO	HISTORY	PART NO	FIG NO	REF NO	HISTORY
454815	13-2	16		3921988			RB 23011420
454815	13-2	18		3921989	13	36	
454815	13-2	19		3921989	13-1	37	
454817	19	1		3921989	13-2	39	
454818	13	21		3921989	26-3	4	
454818	13-1	21		5166664	1	3	
454818	13-2	21		5171417	24	13	
454818	18	1		5171417	25	13	
455289	17	65		5171417	25	47	
455972			RB 9423346	5181902	1	5	
457118			RB 23018535	5181902	1-2	5	
552858	23	21		6700213	19	6	
677265	26-5	6		6701353	26-4	18	
901310			RB 908319	6703133	24	23	
901312	22	13		6703133	25	3	
901312	22	20		6703133	25	33	
903016			RB 907691	6703138	6	2	
903211	2	6		6703138	6-2	2	
903212			RB 908215	6703169	17	52	
903313	24	10		6703169	17	53	
903313	25	16		6703169	17	97	
903313	25	50		6703169	17	108	
903990			RB 908308	6750186	6	3	
907239	2	38		6750186	6-2	3	
907691			R 903016	6751630	24	22	
907691			RB 9432185	6751630	25	4	
908010			RB 908196	6751630	25	34	
908196			R 908010	6751633	20	18	
908196			RB 6752471	6751633	24	15	
908196			RB 9438064	6751633	25	11	
908215			R 903212	6751633	25	45	
908215	16	31		6752471			R 908196
908308			R 903990	6752471			RB 9438064
908308			RB 908353	6752502	1	11	
908319			R 901310	6753594	1	3	
908319	3	4		6754248	26-2	2	
908319	3	12		6754783	16-1	38	
908353			R 908308	6754783	22	17	
908353	1-2	6		6754783	22	23	
1357282			RB 8627650	6755074	13-1	61	
2043587	23	25		6755189	24	20	
2222651	23	20		6755189	25	6	
2342875	26	21		6755189	25	36	
2344798	26	7		6755193	24	16	
2344799	26	6		6755193	25	10	
2344802	26	9		6755193	25	42	
2399044	26	10		6755269	24	2	
2399048	26	18		6755269	25	24	
2399049	26	16		6755269	25	58	
2399050	26	17		6755672	24	11	
2400595	26	15		6755672	25	15	
2400596	26	12		6755672	25	49	
2405951	26	4		6756388	24	12	
3829139	13	41		6756388	25	12	
3829139	13-2	31		6756388	25	46	
3909063			R 9414220	6756396			RB 23012852
3909063	11	6	6756396	24	21		
3909063	11	21		6756396	25	5	
3909063	15	3		6756570			RB 6880899
3909063	15-1	3		6757050			RB 6839525

R - REPLACES

RB - REPLACED BY

ALLISON AUTOMATIC TRANSMISSION HT 700 SERIES PARTS CATALOG

INDEX 5

PART NO	FIG NO	REF NO	HISTORY	PART NO	FIG NO	REF NO	HISTORY
6757563	16	34		6771088	4	4	
6757563	23	15		6771144	16	35	
6757563	23	28		6771144	22	27	
6757602	23	19		6771144	26-1	2	
6758042	6-1	22		6771144	26-1	4	
6758391	12	35		6771144	26-1	6	
6758391	12-1	35		6771144	26-1	8	
6758391	12-1	38		6771144	26-1	10	
6758442	6-1	25		6771151	4	11	
6758442	6-1	42		6771153	4	10	
6758530	4	5		6771157	4	14	
6758559			RB 6880389	6771157	4	17	
6758740	2	2		6771255	26-1	9	
6758779	2	24		6771285	26-1	7	
6759517	23	6		6771366			RB 6880901
6768324	24	3		6771488	22	19	
6768324	25	23		6771488	22	21	
6768324	25	57		6771496	2	17	
6768359	1	3		6771499			RB 6837033
6768381	26-2	7		6771505	22	14	
6768382	26-2	6		6771505	22	25	
6768383	26-2	8		6771507	23	3	
6768417	23	23		6771508	23	36	
6768418	23	24		6771515	26	21	
6768536	23	22		6771519	26-1	1	
6768544	19	8		6771535			RB 6771538
6768827	26	2		6771538			R 6771535
6768827	26	19		6771538	26-1	3	
6768990	6-1	26		6771543	22	26	
6768990	6-1	41		6771554	22	28	
6769131	1	3	6771573	26-1		5	
6769252	8	14		6771576	23	13	
6769252	8-1	14		6771576	23	30	
6769277	26-2	2		6771612	1-2	2	
6769286	26-2	3		6771612	26-1	12	
6769576			R 6777367	6771619	1-2	7	
6769576			RB 6881649	6771623			RB 6779933
6769576	3	3		6771814	4	9	
6769576	3	13		6771851	2	25	
6769576	16	30		6772011	24	9	
6769580	23	12		6772011	25	17	
6769580	23	31		6772011	25	51	
6769636	2	32		6772040	1-2	3	
6769936			RB 6774565	6772140	24	4	
6769938	26	21		6772140	25	21	
6770476	2	9		6772140	25	55	
6770492	2	1		6772141	24	5	
6770597	26	3		6772141	25	22	
6770598	26	5		6772141	25	56	
6770761	26-2	4		6772293	2	23	
6770763			RB 6880186	6772294	2	18	
6770763			RB 6880246	6772295	2	14	
6770787	26-1	13		6772322			RB 6880819
6771017	2	15		6772462	2	13	
6771018	2	19		6772490			RB 6884587
6771054	4	12		6772496			RB 6884587
6771070	2	28		6772552	2	7	
6771D72,	4	13		6772608	20	10	
6771084	5	4		6772664	26-5	1	
6771084	5	16		6772664	26-5	2	

R - REPLACES

RB - REPLACED BY

ALLISON AUTOMATIC TRANSMISSION HT 700 SERIES PARTS CATALOG

INDEX 6

PART NO	FIG NO	REF NO	HISTORY	PART NO	FIG NO	REF NO	HISTORY
6772665			R 6839762	6777367			RB 6769576
6772665	26-5	4		6777367			RB 6773926
6772665	26-5	5		6777368			RB 6773926
6772665	26-5	6		6777400	26-1	5	
6772665	26-5	10		6777880	3	5	
6772740	26-4	7		6778055	1-1	11	
6773311	16	33		6778056	1-1	12	
6773311	23	14		6778156	19	11	
6773311	23	29		6778212	1	2	
6773311	23	37		6778273	26-1	9	
6773311	24	6		6778274	26-1	5	
6773311	25	20		6779930	2	11	
6773311	25	54		6779933			R 6771623
6773466	16-1	11		6779937			RB 23010621
6773592	26-4	14		6828077			RB 6880980
6773618	26-4	19		6830007			RB 23013114
6773624	4	15		6830319			R 147485
6773625	4	8		6830319			RB 6880187
6773626	4	7		6830319			RB 23015476
6773674	24	24		6830409	26	11	
6773674	25	32		6830410	26	8	
6773746	22	24		6830469	1-1	11	
6773747	22	22		6830628	1-1	10	
6773770	24	25		6831145	17	25	
6773770	25	1		6831228			RB 6837040
6773770	25	31		6831375			RB 6884578
6773781			RB 6884588	6831376			RB 6883919
6773832	26-2	7		6831656	11	8	
6773833	26-2	6		6831656	11	19	
6773906	26-2	8		6831656	15	5	
6773907	26-2	2		6831656	15-1	5	
6773926			R 6777367	6831679	12	6	
6773926			R 6777368	6831679	12-1	6	
6773926	3	6		6831680	12	8	
6773973	26	21		6831680	12-1	8	
6774155	26-4	6		6831704	9	16	
6774322	13	57		6831704	10	6	
6774322	13-1	57		6831737	17	70	
6774322	13-2	63		6831763	17	72	
6774323			RB 23011962	6831774	13	47	
6774352	1	3		6831774	13-1	46	
6774537			RB 23013705	6831774	13-2	52	
6774539	22	9		6831971	17	25	
6774540	22	11		6832462			R 6834528
6774565			R 6769936	6832462	17	55	
6774565	13	1		6832462	17	95	
6774565	13-1	1		6832559	20	11	
6774565	13-2	1		6832592			R 274251
6774565	16-1	16		6832592	6-1	29	
6774881			RB 6883668	6832592	6-2	17	
6775852			RB 23018535	6832990			RB 23010620
6775899			RB 6884584	6833429			RB 23010001
6776524			RB 6884580	6833445			RB 23012937
6776526			RB 6884585	6833547			RB 6884589
6776573	22	16		6833548			RB 6884586
6776574	22	15		6833551	1	4	
6776575	23	18		6833558			RB 6884581
6777231	12	29		6833559			RB 6884579
6777231	12-1	29		6833810	17	106	
6777366	3	7		6833878			RB 23016189

R - REPLACES

RB - REPLACED BY

ALLISON AUTOMATIC TRANSMISSION HT 700 SERIES PARTS CATALOG

INDEX 7

PART NO	FIG NO	REF NO	HISTORY	PART NO	FIG NO	REF NO	HISTORY
6833888	17	54		6834327	12-1	15	
6833888	17	94		6834333	12	28	
6833889	17	98		6834333	12-1	28	
6833891	17	24		6834407	18	7	
6833891	17	81		6834407	18	10	
6833891	17	86		6834407	18	11	
6833891	17	92		6834445			RB 6839829
6833891	17	104		6834453			R 6834460
6833891	19	14		6834453			R 8623421
6833896	17	80		6834453	8	4	
6833896	17	85		6834453	8-1	4	
6833896	17	91		6834454			RB 6839010
6833897			RB 6880158	6834456	8	11	
6833897			RB 6880188	6834456	8-1	11	
6833906	13	66		6834462	8	19	
6833915			RB 23013935	6834462	8-1	19	
6833934			RB 6838077	6834463	8	17	
6833934			RB 23012948	6834463	8-1	17	
6833934	17	21		6834473			RB 683957
6833935			R 6833942	6834480			RB 6839011
6833935			RB 6881060	6834486	10	12	
6833935			RB 23012937	6834487			R 23010439
6833938			R 6837693	6834487	11	3	
6833938			RB 6833945	6834487	11	23	
6833938	17	30		6834487	14	2	
6833938	17	35		6834487	14	5	
6833938	19	22		6834487	14-1	2	
6833940			R 6835730	6834487	14-1	5	
6833940			R 6837693	6834487	15-1	15	
6833940	17	40		6834487	15-1	18	
6833940	17	50		6834488	11	4	
6833940	19	22		6834488	11	24	
6833940	26-4	25		6834509	18	8	
6833941			R 6833942	6834509	18	9	
6833941			R 6834576	6834509	18	12	
6833941			RB 6835310	6834528			R 6838933
6833941			RB 6838356	6834528			RB 6832462
6833941			RB 6880991	6834528	17	55	
6833941			RB 6880992	6834528	17	58	
6833941			RB 6881060	6834528	17	95	
6833941	17	79		6834530			RB 6839829
6833942			RB 6833935	6834536	17	105	
6833942			RB 6833941	6834536	17	110	
6833942	17	90		6834537			RB 23011456
6833945			R 6833938	6834541			RB 23011454
6833945			RB 23012937	6834542			RB 23011453
6833945	17	35		6834548			RB 6881352
6833949			R 6839116	6834565			RB 6882794
6833949	17	22		6834567			RB 6881649
6833949	17	103		6834568	8	15	
6833949	19	13		6834568	8-1	15	
6833972	2	4		6834570	16	15	
6833980			R 23011457	6834572			RB 23011457
6833980	9	10		6834574	12	38	
6833984			RB 23012948	6834574	12-1	41	
6834314	10	14		6834574	12-1	61	
6834319	11	2		6834575	12	14	
6834323	12	36		6834575	12	46	
6834323	12-1	36		6834575	12-1	14	
6834327	12	15		6834575	12-1	62	

R - REPLACES

RB - REPLACED BY

ALLISON AUTOMATIC TRANSMISSION HT 700 SERIES PARTS CATALOG

INDEX 8

PART NO	FIG NO	REF NO	HISTORY	PART NO	FIG NO	REF NO	HISTORY
6834576		R	6834903	6834902			RB 6835310
6834576		RB	6833941	6834902			RB 6880992
6834576		RB	6884934	6834902	17	84	
6834576		RB	6884936	6834903			RB 6834576
6834576	17	79		6834903			RB 6884934
6834594	9	22		6834903	17	79	
6834594	10	2		6834908	13	58	
6834605			RB 6883005	6834908	13-1	58	
6834611			RB 6838084	6834908	13-2	64	
6834662	12	40		6834918	13	45	
6834662	15	20		6834918	13-1	43	
6834665	8	18		6834936	8	6	
6834665	8-1	18		6834936	8-1	6	
6834666	8	16		6834938	8	7	
6834666	8-1	16		6834938	8-1	7	
6834679	9	19		6834946	8	12	
6834679	10	5		6834946	8-1	12	
6834680	14	1		6834950	17	79	
6834680	14	4		6834950	17	84	
6834680	14-1	1		6834969			RB 23010300
6834680	14-1	4		6834976	5	7	
6834680	15	16		6834976	5	19	
6834680	15-1	14		6834979	5	6	
6834680	15-1	17		6834979	5	18	
6834681			RB 6883192	6834985			RB 6838925
6834684	12	34		6834985	9	2	
6834684	12-1	34		6835003	17	20	
6834685			RB 23011235	6835004			RB 23011921
6834712			RB 6839289	6835073	12	16	
6834713			RB 23017184	6835073	12-1	16	
6834713	17	2		6835074	12	18	
6834720	11	4		6835074	12-1	18	
6834720	11	24		6835140	3	2	
6834725			RB 6838421	6835173			RB 6883492
6834726			RB 6880256	6835179	12	37	
6834727			RB 6838420	6835180			RB 6883703
6834738	5	14		6835181			RB 6838417
6834739	5	9		6835182	12	17	
6834741	2	36		6835182	12-1	17	
6834748			RB 6839075	6835183	12	3	
6834749	5	1		6835183	12-1	3	
6834750			RB 6839665	6835184			RB 6883935
6834751	8	3		6835185			RB 6883702
6834751	8-1	3		6835199	17	26	
6834755			RB 6880573	6835309			RB 6837454
6834766	14	1		6835309	17	79	
6834766	14	4		6835310			R 6833941
6834766	14-1	1		6835310			R 6834902
6834766	14-1	4		6835310			R 6838356
6834766	15	16		6835310			R 6880993
6834766	15-1	14		6835310			RB 6834949
6834766	15-1	17		6835310			RB 6837454
6834776			RB 6884934	6835310			RB 6838356
6834812			RB 23011130	6835310			RB 6880992
6834814			RB 6838926	6835310			RB 6880993
6834864			RB 6839656	6835310			RB 6881013
6834880			RB 6839011	6835310			RB 6884947
6834888	5	5		6835310			RB 6884948
6834888	5	17		6835310			RB 23012954
6834902			R 6838357	6835320			RB 6881638

R - REPLACES

RB - REPLACED BY

ALLISON AUTOMATIC TRANSMISSION HT 700 SERIES PARTS CATALOG

INDEX 9

PART NO	FIG NO	REF NO	HISTORY	PART NO	FIG NO	REF NO	HISTORY
6835321	12	13		6835928	17	57	
6835321	12-1	13		6835929	17	69	
6835322	12	12		6835930	17	59	
6835322	12-1	12		6836138			RB 6880418
6835322	12-1	52		6836138	9	14	
6835323	12	24		6836138	10	8	
6835323	12	26		6836139			RB 23019652
6835323	12-1	24		6836182	11	15	
6835323	12-1	26		6836183			RB 6880079
6835366			RB 23011458	6836251	26-4	22	
6835369	16	1		6836272			R 8623075
6835369	16-1	2		6836272	16	21	
6835388			RB 23013932	6836272	16	26	
6835439	16	4		6836281			RB 6839734
6835439	16-1	5		6836281	17	26	
6835442			RB 6880432	6836283			RB 6838081
6835453			RB 6839213	6836292			RB 6885188
6835455	16	28		6836293			RB 6881138
6835577			RB 6838419	6836305	17	45	
6835578	12	1		6836368	17	78	
6835579	12	5		6836370	17	83	
6835579	12-1	5		6836372	17	89	
6835580	12	11		6836404	9	6	
6835580	12-1	11		6836406	17	75	
6835605	9	21		6836418	11	9	
6835606	14	3		6836418	11	18	
6835627	12	41		6836419	11	7	
6835628	12	39		6836419	11	20	
6835687	9	20		6836467	13	43	
6835687	10	4		6836467	13-1	41	
6835688			RB 6837040	6836467	13-2	48	
6835689			RB 6881744	6836565	1	3	
6835690	16	22		6836587	7	5	
6835706			RB 23010144	6836596			RB 23010620
6835728			R 6837693	6836634			RB 6880078
6835728			RB 6880045	6836645			RB 6839265
6835729	17	68		6836647			RB 6882795
6835730			RB 6833940	6836648			RB 6882796
6835730			RB 23013754	6836649			RB 6882797
6835731			RB 6839271	6836659	15	6	
6835733			RB 6836785	6836659	15-1	6	
6835734			RB 6839122	6836660			RB 23011455
6835734			RB 23013432	6836661	15	4	
6835734	17	31		6836661	15-1	4	
6835734	17	36		6836692			RB 6839209
6835734	17	41		6836693			RB 23018455
6835734	17	51		6836708			RB 6839021
6835748			RB 6880727	6836714			RB 6880206
6835748			RB 23010436	6836714			RB 6885129
6835755	16	18		6836715			RB 6880205
6835756	16	20		6836715			RB 6885130
6835837			RB 6839761	6836718			RB 6880204
6835920			R 6837691	6836718			RB 6885128
6835920			RB 23014097	6836730			RB 6883007
6835921	17	28		6836769			RB 6838144
6835921	17	33		6836783			RB 6836784
6835921	17	38		6836783	17	71	
6835921	17	48		6836784			R 6836783
6835921	19	21		6836784			R 6837540
6835921	26-4	26		6836784	17	71	

R - REPLACES

RB - REPLACED BY

ALLISON AUTOMATIC TRANSMISSION HT 700 SERIES PARTS CATALOG

INDEX 10

PART NO	FIG NO	REF NO	HISTORY	PART NO	FIG NO	REF NO	HISTORY
6836785			R 6835733	6837482			RB 6882722
6836785	17	71		6837483	15-1	19	
6836799			R 23011456	6837484	12-1	37	
6836799	9	12		6837486	12-1	1	
6836799	10	10		6837487	12-1	44	
6836853			RB 6838356	6837492	15	34	
6836853	17	77		6837493	16	27	
6836854	17	82		6837493	16-1	43	
6836855			RB 6880988	6837494	15	9	
6836855	17	88		6837494	15-1	9	
6836856	17	77		6837496	16	25	
6836859	17	83		6837496	16-1	41	
6836863			RB 6838317	6837497	16	23	
6836867			RB 6838088	6837497	16-1	40	
6836867	17	71		6837498	15	30	
6836917	17	71		6837499	15	24	
6836953	17	6		6837501	12-1	42	
6836955	17	4		6837503	12-1	1	
6836977	17	71		6837519	15	2	
6837019			RB 6882217	6837519	15-1	2	
6837023	26-5	3		6837539			RB 6837540
6837033			R 6771499	6837539		R 6837540	
6837033			RB 6883524	6837539	17	71	
6837034	2	10		6837540			R 6837539
6837040			R 6831228	6837540			RB 6836784
6837040			R 6835688	6837540			RB 6837539
6837040			RB 6881745	6837540	17	71	
6837041			R 106265	6837541	17	71	
6837041	6-1	13		6837560	15	21	
6837102	6	12		6837560	15	33	
6837102	6-1	43		6837561	15	23	
6837102	7	15		6837561	15	31	
6837120			RB 23011236	6837562	12-1	33	
6837167	2	13		6837562	12-1	59	
6837233	2	16		6837562	15	18	
6837255	5	11		6837567	15	19	
6837255	5	23		6837569	26-5	9	
6837258	2	16		6837599	12-1	48	
6837320			RB 6838494	6837599	12-1	56	
6837348	13	27		6837599	15	28	
6837348	13-1	27		6837599	15-1	25	
6837454			R 6835309	6837618	17	82	
6837454			R 6835310	6837620			RB 6880987
6837454			RB 6881061	6837621	17	89	
6837454	17	90		6837623	17	82	
6837461	26-5	7		6837624			RB 6880986
6837467	15	12		6837625	17	89	
6837467	15-1	12		6837629	12	43	
6837471	15-1	21		6837629	15	23	
6837472	12-1	40		6837630	12	20	
6837473	12-1	60		6837630	12-1	20	
6837474	12-1	39		6837630	12-1	46	
6837476	14	4		6837630	12-1	54	
6837476	14-1	3		6837630	15	26	
6837476	15-1	16		6837630	15-1	23	
6837478	12-1	43		6837640			RB 6881073
6837478	12-1	50		6837655			RB 23010861
6837478	15	29		6837657	7	9	
6837478	15-1	20		6837662	7	3	
6837481			RB 6882723	6837663	7	1	

R - REPLACES

RB - REPLACED BY

ALLISON AUTOMATIC TRANSMISSION HT 700 SERIES PARTS CATALOG

INDEX 11

PART NO	FIG NO	REF NO	HISTORY	PART NO	FIG NO	REF NO	HISTORY
6837691		RB	6835920	6838285	19	11	
6837691		RB	6838344	6838304			RB 6839455
6837691		RB	23016686	6838305			RB 6838985
6837693		RB	6833938	6838307			RB 6839456
6837693		RB	6833940	6838309			RB 6839998
6837693		RB	6835728	6838310			R 6838366
6837693		RB	6839271	6838310			RB 6880993
6837881	6-1	20		6838313			RB 6880000
6837881	6-2	9		6838315			RB 6882374
6837882	6-1	21		6838316			R 6838038
6837882	6-2	8		6838316			RB 6838270
6837887		RB	23010140	6838317			R 6836863
6837888		RB	23010140	6838317			RB 6881719
6837953	17	71		6838318			RB 6839735
6837976	2	20		6838319			RB 6839736
6838038		RB	6838316	6838325			RB 6880148
6838070		RB	6838271	6838326			RB 6880149
6838071		RB	6839559	6838327			RB 6880150
6838072		RB	6839554	6838329	19	2	
6838076		RB	6838520	6838332			RB 6880151
6838077		R	6833934	6838333	19	3	
6838077		RB	6880980	6838336			RB 6880152
6838077	17	21		6838338			RB 6880153
6838078	8-1	27		6838339			RB 6839695
6838078	8-1	27		6838340			R 6838342
6838079		RB	6838081	6838340			RB 6880154
6838080		RB	6880192	6838340	19	11	
6838081		R	6836283	6838342			RB 6838340
6838081		R	6838079	6838344			R 6837691
6838081	17	7		6838344			RB 6880272
6838082		RB	6880193	6838344			RB 6882265
6838082	17	25		6838347	19	18	
6838083		RB	6880194	6838351			RB 6880195
6838084		R	6834611	6838352			RB 6880196
6838084		RB	6881720	6838353			R 6838091
6838088		R	6836867	6838353			RB 6880197
6838088	17	71		6838353			RB 6880198
6838089	8	10		6838356			R 6833941
6838089	8-1	10		6838356			R 6835310
6838090	8	10		6838356			R 6836853
6838090	8-1	10		6838356			RB 6835310
6838091		RB	6838353	6838356			RB 6838358
6838112	6-1	2		6838356			RB 6884950
6838130		RB	23010859	6838356			RB 6884951
6838132	7	18	6838356				RB 6884953
6838133	7	19		6838356	17	77	
6838135		RB	23010860	6838356	17	79	
6838144		R	6836769	6838356	17	84	
6838144		RB	6881469	6838356	17	90	
6838243	4	3		6838357			R 6838358
6838244	4	18		6838357			R 6884951
6838270		R	6838316	6838357			RB 6834902
6838270		RB	6839972	6838357			RB 6838366
6838271		R	6838070	6838357			RB 6884951
6838271		RB	6839973	6838357			RB 6884953
6838278	13	42		6838357			RB 6884954
6838278	13-1	41		6838357	17	79	
6838283		RB	6880464	6838357	17	84	
6838285		R	6881036	6838358			R 6838356
6838285	17	99		6838358			RB 6838357

R - REPLACES

RB - REPLACED BY

ALLISON AUTOMATIC TRANSMISSION HT 700 SERIES PARTS CATALOG

INDEX 12

PART NO	FIG NO	REF NO	HISTORY	PART NO	FIG NO	REF NO	HISTORY
6838358			RB 6884955	6838985			R 6838305
6838358	17	84		6838985	17	45	
6838360	2	13		6838986	17	44	
6838365			RB 6839696	6838986	17	62	
6838366			R 6838357	6838987	17	64	
6838366			RB 6838310	6838988	17	63	
6838366			RB 6884956	6838989	17	43	
6838366	17	79		6839010			R 6834454
6838367			RB 6838368	6839010	8	9	
6838368			R 6838367	6839010	8-1	9	
6838368	17	71		6839011			R 6834880
6838412	17	78		6839011			RB 6880973
6838417			R 6835181	6839021			R 6836708
6838417	12	21		6839021	9	18	
6838417	12-1	21		6839075			R 6834748
6838418	12	9		6839075			RB 6880211
6838418	12-1	9		6839085	17	111	
6838419			R 6835577	6839091	16	44	
6838419	12	44		6839102			RB 6880274
6838419	15	24		6839102	19	23	
6838420			R 6834727	6839103	13	67	
6838420			RB 6839945	6839103	13-1	60	
6838421			R 6834725	6839104			RB 6882326
6838421			RB 23010652	6839105			RB 6880973
6838429			R 141197	6839116			RB 6833949
6838429	17	67		6839117			RB 6884905
6838442	6-1	19		6839122			R 6835734
6838442	6-2	10		6839122	17	31	
6838494			R 6837320	6839122	17	36	
6838494	13	7		6839122	17	41	
6838494	13-1	7		6839122	17	51	
6838494	13-2	7		6839122	19	24	
6838518			RB 6839454	6839122	26-4	23	
6838519			RB 6880980	6839127			RB 23018455
6838519	17	21		6839128	1-2	4	
6838519	17	113		6839147			RB 6880198
6838520			R 6838076	6839163			RB 23013936
6838520	8	10		6839178			RB 6880211
6838520	8-1	10		6839179			RB 6880211
6838524	20	8		6839207	6-1	31	
6838525	20	14		6839207	6-2	7	
6838526	20	20		6839209			R 6836692
6838527	20	19		6839209	8	5	
6838528	20	15		6839209	8-1	5	
6838528	20	17		6839213			R 6835453
6838531	20	16		6839213	15	1	
6838539	20	12		6839213	15-1	1	
6838750	19	25		6839213	16	7	
6838839	17	50		6839213	16-1	8	
6838842	6-2	6		6839253	6-1	31	
6838843	5	12		6839253	6-2	7	
6838844	5	21		6839254	6-1	31	
6838922			RB 6884004	6839254	6-2	7	
6838923	9	9		6839255	6-1	31	
6838925			R 6834985	6839255	6-2	7	
6838925			RB 23013637	6839256	6-1	31	
6838926			R 6834814	6839256	6-2	7	
6838926			RB 23011131	6839265			R 6836645
6838929			R 6834445	6839265			RB 6881616
6838933			RB 6834528	6839268	8	10	

R - REPLACES

RB - REPLACED BY

ALLISON AUTOMATIC TRANSMISSION HT 700 SERIES PARTS CATALOG

INDEX 13

PART NO	FIG NO	REF NO	HISTORY	PART NO	FIG NO	REF NO	HISTORY
6839268	8-1	10		6839594			RB 6884576
6839271			R 6835731	6839636			RB 6839945
6839271			R 6837693	6839637			RB 23012623
6839271	17	30		6839637			RB 23013623
6839271	17	40		6839638			RB 6884064
6839289			R 6834712	6839656			R 6834864
6839289	13	13		6839656			RB 6881468
6839289	13-1	13		6839657			R 6834473
6839365	20	13		6839657			RB 6881467
6839370			RB 6882325	6839665			R 6834750
6839372	20	9		6839665	5	3	
6839376	12	7		6839677			RB 6839991
6839376	12-1	7		6839695			R 6838339
6839382			RB 6881109	6839695	17	75	
6839383			RB 6880902	6839696			R 6838365
6839384			RB 6880903	6839696	17	66	
6839385			RB 6881152	6839713	17	1	
6839413	17	1		6839714			RB 6839997
6839419	8	10		6839714	17	1	
6839419	8-1	10		6839715	17	1	
6839426	16-1	33		6839716			RB 6882390
6839427	16-1	36		6839717			R 6839455
6839428	25	2		6839717			RB 6839988
6839429	16-1	39		6839717			RB 6882396
6839430	24	26		6839718			RB 23011551
6839430	25	28		6839721			RB 6880000
6839431	23	4		6839721	17	1	
6839431	23	8		6839722	17	1	
6839435			RB 6880904	6839723	17	1	
6839454			R	6838518	6839724		RB 6882765
6839454			RB 6839987	6839724	17	1	
6839455			R 6838304	6839726			RB 6882765
6839455			RB 6839717	6839726	17	7	
6839456			R 6838307	6839727	17	25	
6839456			RB 6839989	6839728	17	25	
6839457			RB 6839990	6839729	17	25	
6839476			RB 6880893	6839731	17	25	
6839477			RB 6880896	6839732	17	25	
6839511	12	19		6839733			RB 6881145
6839511	12-1	19		6839734			R 6836281
6839511	12-1	45		6839734			RB 6882735
6839511	12-1	53		6839734	17	26	
6839511	15	25		6839735			R 6838318
6839511	15-1	22		6839735			R 6882766
6839512	12	42		6839735	17	26	
6839512	15	22		6839736			R 6838319
6839525			R 6757050	6839736	17	26	
6839525	8	28		6839761			R 6835837
6839525	8-1	28		6839761	13	38	
6839554			R 6838072	6839761	13	48	
6839554	8	1		6839761	13-1	47	
6839558	8	1		6839761	13-2	53	
6839559			R 6838071	6839762			RB 6772665
6839559	8	1		6839819			R 9431997
6839560	8	1		6839819			R 9426916
6839561	8	1		6839819			R 9431996
6839586	19	17		6839819	7	7	
683958	3	10		6839819	9	17	
6839588	6-1	12		6839819	9	23	
6839592			RB 6884577	6839820			R 9417722

R - REPLACES

RB - REPLACED BY

ALLISON AUTOMATIC TRANSMISSION HT 700 SERIES PARTS CATALOG

INDEX 14

PART NO	FIG NO	REF NO	HISTORY	PART NO	FIG NO	REF NO	HISTORY
6839820	2	22		6880148			R 6838325
6839821			R 9431999	6880148	19	2	
6839821			R 9431998	6880149			R 6838326
6839821			R 9424098	6880149			RB 6880151
6839821	8	24		6880149			RB 6880152
6839821	8-1	24		6880149			RB 6880153
6839821	10	15		6880149			RB 6880155
6839829			R 6834445	6880149	19	2	
6839829			R 6834530	6880150			R 6838327
6839829	17	56		6880150	19	2	
6839829	17	96		6880151			R 6838332
6839837			RB 6883949	6880151			R 6880149
6839838	8-1	1		6880151	19	3	
6839944			RB 6882391	6880152			R 6838336
6839945			R 6838420	6880152			R 6880149
6839945			R 6839636	6880152	19	15	
6839945	13	30		6880153			R 6838338
6839972			R 6838270	6880153			R 6880149
6839972			RB 6882375	6880153	19	10	
6839973			R 6838271	6880154			R 6838340
6839973			RB 6882371	6880154	19	11	
6839987			R 6839454	6880155			R 6880149
6839987			RB 6882373	6880155	19	11	
6839988			R 6839717	6880158			R 6833897
6839988			RB 6882396	6880158	17	23	
6839989			R 6839456	6880158	19	12	
6839989			RB 6882390	6880166	8	10	
6839990			R 6839457	6880168	26-5	8	
6839990			RB 6882383	6880170			RB 6883708
6839991			R 6839677	6880176	8	1	
6839991			RB 6882385	6880183			RB 6880894
6839996	12-1	47		6880184			RB 6880894
6839996	12-1	55		6880186			R 6770763
6839996	15	27		6880186			RB 23012820
6839996	15-1	24		6880186			RB 23018423
6839997			R 6839714	6880186	26-4	8	
6839997			RB 6882384	6880186	26-4	10	
6839998			R 6838309	6880187			R 6830319
6839998			RB 23011551	6880187			RB 23018495
6839999			RB 6882365	6880188			R 6833897
6880000			R 6838313	6880188	17	100	
6880000			R 6839721	6880192			R 6838080
6880000			RB 6882370	6880192	17	25	
6880045			R 6835728	6880193			R 6838082
6880045			RB 23012937	6880193	17	25	
6880045	17	35		6880194			R 6838083
6880077			R 9422847	6880194	17	25	
6880077			RB 23013841	6880195			R 6838351
6880078			R 6836634	6880195	17	25	
6880078			RB 23016997	6880196			R 6838352
6880079			R 6836183	6880196	17	5	
6880079	11	13		6880197			R 6838353
6880084			RB 6882397	6880197	17	25	
6880118			R 6885166	6880198			R 6838353
6880118	17	29		6880198			R 6839147
6880118	17	39		6880198	17	25	
6880118	17	49		6880204			R 6836718
6880133	1	2		6880204			RB 6885131
6880134	1	4		6880205			R 6836715
6880135	1	3		6880205			RB 6885132

R - REPLACES

RB - REPLACED BY

ALLISON AUTOMATIC TRANSMISSION HT 700 SERIES PARTS CATALOG

INDEX 15

PART NO	FIG NO	REF NO	HISTORY	PART NO	FIG NO	REF NO	HISTORY
6880206		R	6836714	6880784	23	9	
6880206		RB	6885133	6880815			RB 6881002
6880211		R	6839075	6880816			RB 6881003
6880211		R	6839178	6880817			RB 6880412
6880211		R	6839179	6880817			RB 6882389
6880211		RB	6881583	6880818	17	7	
6880232	16-1	10		6880819			R 6772322
6880233	16-1	9		6880819			RB 23016947
6880239	22	2		6880827	23	6	
6880240	22	10		6880833	2	12	
6880241	22	18		6880833	5	12	
6880242	16-1	45		6880834	2	14	
6880244			RB 6880895	6880834	5	14	
6880245			RB 6880895	6880836	8-1	1	
6880246			R 6770763	6880861	6	4	
6880246	17	99		6880892			RB 6882391
6880247			RB 6882546	6880893			R 6839476
6880256			R 6881219	6834726	6880893		RB 6882397
6880256			RB 6881219	6880893			RB 23012951
6880272			R 6881219	6838344	6880894		R 6880183
6880272	19	17		6880894			R 6880184
6880274			R 6839102	6880894			RB 6882386
6880274			RB 6885166	6880895			R 6880244
6880286	8-1	1	6880895				R 6880245
6880288	9	2	6880895				RB 6882392
6880319	17	71		6880896			R 6839477
6880320	17	71		6880896			R 6880394
6880353	16	39	6880896				R 6880395
6880353	16-1	28	6880896				RB 6882398
6880365	9	2		6880899			R 6756570
6880366	9	2		6880899	2	27	
6880389			R 6758559	6880901			R 6771366
6880389	2	30		6880901	2	35	
6880394			RB 6880896	6880902			R 6839383
6880394			RB 6882398	6880902			RB 23014125
6880395			RB 6880896	6880903			R 6839384
6880412			R 6880817	6880903			RB 23014276
6880412			RB 6882389	6880904			R 6839435
6880418			R 6836138	6880904			RB 23014278
6880418	16	3		6880912			R 6880913
6880418	16-1	4		6880912	6	5	
6880432			R 6835442	6880912	6-1	32	
6880432	16	2		6880912	7	17	
6880432	16-1	3		6880913			RB 6880912
6880436	2	29		6880964			RB 6881656
6880464			R 6838283	6880965	6-2	5	
6880464	19	10		6880971			RB 6882210
6880484	26-4	13		6880971	17	1	
6880573			R 6834755	6880972	8-1	1	
6880573			RB 6883950	6880973			R 6839011
6880574	7	2		6880973			R 6839105
6880652	17	3		6880973	6	5	
6880654	17	3		6880973	6-1	32	
6880674	16-1	1		6880973	6-2	19	
6880727			R 6835748	6880973	7	21	
6880727			R 6885748	6880979	2	15	
6880727			RB 23010439	6880979	5	15	
6880730			RB 6881583	6880980			R 6828077
6880741	8-1	1		6880980			R 6838077
6880751	26-3	8		6880980			R 6838519

R - REPLACES

RB - REPLACED BY

ALLISON AUTOMATIC TRANSMISSION HT 700 SERIES PARTS CATALOG

INDEX 16

PART NO	FIG NO	REF NO	HISTORY	PART NO	FIG NO	REF NO	HISTORY
6880980	17	21		6881073			R 6837640
6880980	17	113		6881073	2	39	
6880986			R 6837624	6881109			R 6839382
6880986	17	88		6881109	6-2	5	
6880987			R 6837620	6881138		R	443770
6880987	17	88		6881138			R 6836293
6880988			R 6836855	6881138	19	9	
6880988	17	88		6881139			RB 6882214
6880991			R 6833941	6881145			R 6839733
6880991			RB 6884943	6881145	17	25	
6880991			RB 6884944	6881152			R 6839385
6880991			RB 6884946	6881152	6-2	4	
6880991	17	79		6881170			RB 6882374
6880991	17	84		6881171			R 6882227
6880991	17	90		6881171			RB 6882227
6880992			R 6833941	6881171	17	1	
6880992			R 6834902	6881172			RB 6882228
6880992			R 6835310	6881173	17	25	
6880992			RB 6883665	6881174	17	25	
6880992			RB 6884946	6881206			RB 6882370
6880992			RB 6884947	6881207			RB 6882215
6880992			RB 6884948	6881208	17	1	
6880992	17	84		6881209			RB 6882229
6880992	17	90		6881210			RB 6882371
6880993			R 6835310	6881211	17	25	
6880993			R 6838310	6881212	17	25	
6880993			R 6885310	6881219			R 6880256
6880993			RB 6835310	6881219			RB 6885149
6880993			RB 6884848	6881264	17	1	
6880993			RB 6884947	6881265			RB 6881834
6880993			RB 6884948	6881265	17	1	
6880993			RB 6884949	6881290			RB 6882376
6880993			RB 6884950	6881352			R 6834548
6880993			RB 6885310	6881352			R 6884548
6880993			RB 23012951	6881352		2	
6880993	17	84		6881352	12-1	2	
6881002			R 6880815	6881399			RB 6885149
6881002	17	1		6881446			RB 6882218
6881003			R 6880816	6881467			R 683%57
6881003			RB 6882387	6881467			RB 6885570
6881013			R 6835310	6881468			R 6839656
6881013	17	75		6881468			RB 6885571
6881018	17	45		6881469			R 6838144
6881024			RB 6882213	6881469			RB 6885572
6881024	17	1		6881508			RB 23016546
6881036			RB 6838285	6881509			RB 23016545
6881036	19	11		6881533	17	1	
6881060			R 6833935	6881577			RB 6882216
6881060			R 6833941	6881583			R 6880211
6881060			RB 6884940	6881583			R 6880730
6881060			RB 6884941	6881583			RB 23045468
6881060			RB 6884943	6881616			R 6839265
6881060	17	79		6881616			RB 6881746
6881060	17	84		6881616			RB 6881747
6881060	17	90		6881638			R 6835320
6881061			R 6837454	6881638		4	
6881061			RB 6884940	6881638	12-1	4	
6881061			RB 6884941	6881649			R 6769576
6881061	17	79		6881649			R 6834567
6881061	17	90		6881649	16	32	

R - REPLACES

RB - REPLACED BY

ALLISON AUTOMATIC TRANSMISSION HT 700 SERIES PARTS CATALOG

INDEX 17

PART NO	FIG NO	REF NO	HISTORY	PART NO	FIG NO	REF NO	HISTORY
6881656		R	6880964	6881870			R 6882372
6881656		RB	6882366	6881870	17	1	
6881702	16-1	34		6881874	17	25	
6881715			6884063	6881876	17	7	
6881717	19	17		6881887	1	12	
6881718	19	18		6881897	2	16	
6881719		R	6838317	6881898	2	13	
6881719	18	2		6881912			RB 6881976
6881720		R	6838084	6881930			RB 6883906
6881720	18	3		6881968	12-1	60	
6881744		R	6835689	6881969	21	1	
6881744		RB	23015858	6881970	17	25	
6881745		R	6837040	6881971	17	25	
6881745		RB	23015983	6881976			R 6881912
6881746		R	6881616	6881976			RB 23011302
6881746	13	9		6881981			RB 23011393
6881746	13-1	10		6881993	17	25	
6881746	13-2	10		6882036	19	17	
6881747		R	6881616	6882043	21	3	
6881747		RB	6882764	6882044	21	4	
6881748		RB	6883428	6882044	21	6	
6881749		RB	6883429	6882045	21	2	
6881750		RB	23016508	6882045	21	9	
6881751		RB	6885195	6882045	21	10	
6881751		RB	23011960	6882046	21	8	
6881754		RB	23016509	6882046	21	11	
6881755	17	25		6882078			RB 6884949
6881756		RB	23010036	6882091			RB 6882380
6881756		RB	23010193	6882091	17	1	
6881756		RB	23013667	6882195	17	1	
6881756	17	25		6882196	17	1	
6881758		RB	6885199	6882197	17	1	
6881758		RB	23017825	6882198	17	1	
6881759		RB	23017828	6882199	17	1	
6881760	17	26		6882200	17	1	
6881771		RB	23019491	6882201	17	1	
6881779		RB	23019497	6882202	17	1	
6881780		RB	23019498	6882206	17	1	
6881781		RB	23019499	6882210			R 6880971
6881782		RB	23010758	6882210			RB 6882379
6881782		RB	23010769	6882211			RB 6882388
6881784		RB	23010757	6882212			RB 6882389
6881784		RB	23010768	6882213			R 6881024
6881786		RB	23019503	6882213			RB 6882376
6881790		RB	23019507	6882214			R 6881139
6881791		R	6882389	6882214			RB 6882369
6881791	17	1		6882215			R 6881207
6881792		RB	23019508	6882215	17	1	
6881793		RB	23010734	6882216			R 6881577
6881794		RB	23019509	6882216			RB 6882368
6881795		RB	23010761	6882217			R 6837019
6881796		R	6882369	6882217			RB 6882367
6881796		RB	23019511	6882218			R 6881446
6881805		RB	23019517	6882218			RB 6882393
6881808		RB	23019519	6882220			R 6881850
6881834		R	6881265	6882220			RB 6882372
6881834		RB	6882378	6882223			RB 6882374
6881850		RB	6882220	6882224			RB 6882370
6881850	17	1		6882226			RB 6882371
6881851	8-1	1		6882227			R 6881171

R - REPLACES

RB - REPLACED BY

ALLISON AUTOMATIC TRANSMISSION HT 700 SERIES PARTS CATALOG

INDEX 18

PART NO	FIG NO	REF NO	HISTORY	PART NO	FIG NO	REF NO	HISTORY
6882227		RB	6881171	6882379			RB 23010762
6882228		R		6881172	6882380		R 6882091
6882228	17	1		6882380			RB 23010764
6882229		R	6881209	6882381			RB 23010759
6882229	17	1	6882383				R 6839990
6882230		RB	6882376	6882383			R 23019491
6882260		RB	23010738	6882383	17	1	
6882260		RB	23010764	6882384			R 6839997
6882261		RB	23010759	6882384	17	1	
6882265		R	6838344	6882385			R 6839991
6882265	19	17		6882385			RB 23019492
6882269	17	1		6882386			R 6880894
6882325		R	6839370	6882386			R 23019503
6882325	7	12		6882386	17	1	
6882326		R	6839104	6882387			R 6881003
6882326	6-1	32		6882387			R 23019507
6882326	6-2	19		6882387	17	1	
6882365		R	6839999	6882388			R 6882211
6882365		R	23019497	6882388			R 23019508
6882365	17	1		6882388	17	1	
6882366		R	6881656	6882389			R 6880412
6882366		R	23019509	6882389			R 6880817
6882366	17	1		6882389			R 6882212
6882367		R	6882217	6882389			RB 6881791
6882367		R	23019517	6882390			R 6839716
6882367	17	1		6882390			R 6839989
6882368		R	6882216	6882390			R 23019493
6882368		R	23019519	6882390	17	1	
6882368	17	1		6882391			R 6839944
6882369		R	6882214	6882391			R 6880892
6882369		RB	6881796	6882391	17	1	
6882370		R	6880000	6882392			R 6880895
6882370		R	6881206	6882392	17	1	
6882370		R	6882224	6882393			R 6882218
6882370		R	23019498	6882393			R 6884418
6882370	17	1		6882393	17	1	
6882371		R	6839973	6882394	17	1	
6882371		R	6881210	6882395			R 6884410
6882371		R	6882226	6882395			RB 23011551
6882371		R	23019499	6882396			R 6839717
6882371	17	1		6882396			R 6839988
6882372		R	6882220	6882396			RB 23011554
6882372		RB	6881870	6882396	17	1	
6882373		R	6839987	6882397			R 6880084
6882373		RB	23010757	6882397			R 6880893
6882373		RB	23010768	6882397			R 6884409
6882374		R	6838315	6882397			R 23019502
6882374		R	6881170	6882397	17	1	
6882374		R	6882223	6882398			R 6880394
6882374		RB	23010758	6882398			R 6880896
6882374		RB	23010769	6882398			R 6884411
6882375		R	6839972	6882398	17	1	
6882375		RB	23010763	6882546			R 6880247
6882376		R	6881290	6882546			RB 6884590
6882376		R	6882213	6882581	17	1	
6882376		R	6882230	6882681	1	2	
6882376		RB	23010761	6882682	1	2	
6882378		R	6881834	6882683	1	4	
6882378		RB	23019143	6882684	1	4	
6882379		R	6882210	6882707			RB 23010760

R - REPLACES

RB - REPLACED BY

ALLISON AUTOMATIC TRANSMISSION HT 700 SERIES PARTS CATALOG

INDEX 19

PART NO	FIG NO	REF NO	HISTORY	PART NO	FIG NO	REF NO	HISTORY
6882720	15	21		6883492	12	27	
6882721	15	19		6883492	12-1	27	
6882722			R 6837482	6883524			R 6837033
6882722	12-1	49		6883524	2	8	
6882723			R 6837481	6883662			RB 23011552
6882723	12-1	51		6883663			R 6884426
6882724	19	2		6883663			RB 23011555
6882764			R 6881747	6883665			R 6880992
6882764	13	7		6883665			RB 6884947
6882764	13-1	7		6883665	17	79	
6882764				6883665	17	84	
6882765	13-2	8		6883665	17	90	
6882765			R 6839724	6883668			R 6774881
6882765			R 6839726	6883668			RB 23011093
6882766			RB 6839734	6883684			R 6883123
6882766			RB 6839735	6883684	17	1	
6882794			R 6834565	6883687			R 23019528
6882794	11	1		6883687	17	1	
6882794	11	5		6883702			R 6835185
6882794	11	22		6883702	12	25	
6882795			R 6836647	6883702	12-1	25	
6882795	11	5		6883703			R 6835180
6882796			R 6836648	6883703	12	30	
6882796	11	5		6883703	12-1	30	
6882797			R 6836649	6883707	12	35	
6882797	11	5		6883707	12-1	38	
6882811	26-4	29		6883708			R 6880170
6882812	26-4	30		6883708	15	13	
6882813	26-4	32		6883708	15-1	13	
6883005			R 6834605	6883709	6-2	4	
6883005	11	14		6883713			RB 6885148
6883007			R 6836730	6883714			RB 6884063
6883007	15	20		6883715			RB 6885148
6883076			RB 23010743	6883797			RB 23010760
6883078	17	1		6883803	17	1	
6883123			RB 6883684	6883805			RB 23010766
6883192			R 6834681	6883809	17	107	
6883192			R 6884681	6883810	17	106	
6883192	9	15		6883810	17	109	
6883192	10	7		6883820			RB 23011302
6883238			RB 23012389	6883906			R 6881930
6883253	26-4	12		6883906			RB 23014208
6883254	26-4	17		6883917	1	4	
6883255			RB 23010295	6883919			R 6831376
6883256			RB 23010294	6883919	1	4	
6883257			RB 23010293	6883932	26-4	1	
6883259			RB 23010297	6883935			R 6835184
6883300	17	39		6883935	12	23	
6883314			RB 23019527	6883935	12-1	23	
6883317			R 23019528	6883945			RB 23012937
6883318	12-1	1		6883949			R 6839837
6883335	17	1		6883949	8-1	2	
6883373	26-4	16		6883950			R 6880573
6883428			R 6881748	6883950	8	2	
6883428			RB 23010000	6884004			R 6838922
6883429			R 6881749	6884004			RB 6885168
6883429			RB 23010001	6884063			R 6881715
6883430			RB 6885195	6884063			R 6883714
6883471			RB 23011960	6884063	13	64	
6883471	17	25		6884064			R 6839638
6883492			R 6835173				

R - REPLACES

RB - REPLACED BY

ALLISON AUTOMATIC TRANSMISSION HT 700 SERIES PARTS CATALOG

INDEX 20

PART NO	FIG NO	REF NO	HISTORY	PART NO	FIG NO	REF NO	HISTORY
6884064	13	55		6884938			RB 23017046
6884064	13-1	29		6884940			R 6881060
6884177			RB 23011553	6884940			R 6881061
6884404			RB 6882390	6884940			RB 23013274
6884405			RB 23019493	6884941			R 6881060
6884406			RB 23011554	6884941			R 6881061
6884407			RB 23011551	6884941			RB 23013267
6884409			RB 6882397	6884943			R 6880991
6884409			RB 23019502	6884943			R 6881060
6884410			RB 6882395	6884943			RB 23017028
6884411			RB 6882398	6884944			R 6880991
6884418			RB 6882393	6884944			RB 23013269
6884419	17	1		6884945			RB 23013271
6884425			RB 23011552	6884946			R 6880991
6884426			RB 6883663	6884946			R 6880992
6884445	2	31		6884946	17	84	
6884473			RB 23013033	6884946	17	90	
6884556	17	105		6884947			R 6835310
6884548			RB 6881352	6884947			R 6880992
6884576			R 6839594	6884947			R 6880993
6884576	1	2		6884947			R 6883665
6884577			R 6839592	6884947	17	79	
6884577			RB 6885665	6884947	17	84	
6884578			R 6831375	6884947	17	90	
6884578			RB 6885666	6884948			R 6835310
6884579			R 6833559	6884948			R 6880992
6884579			RB 6885667	6884948			R 6880993
6884580			R 6776524	6884948			RB 23012950
6884580	1	2		6884948	17	84	
6884581			R 6833558	6884948	17	90	
6884581	1	4		6884949			R 6835310
6884584			R 6775899	6884949			R 6880993
6884584			RB 6885672	6884949			R 6882078
6884585			R 6776526	6884949			RB 23012949
6884585			RB 6885673	6884949	17	90	
6884586			R 6833548	6884950			R 6838356
6884586			RB 6885674	6884950			R 6880993
6884587			R 6772490	6884950			RB 23012951
6884587			R 6772496	6884950			RB 23017049
6884587			RB 6885675	6884951			R 6838356
6884588			R 6773781	6884951			R 6838357
6884588			RB 6885676	6884951			RB 6838357
6884589			R 6833547	6884951	17	79	
6884589			RB 6885677	6884951	17	84	
6884590			R 6882546	6884953			R 6838356
6884590			RB 6885678	6884953			R 6838357
6884681			RB 6883192	6884953	17	79	
6884728			RB 6885679	6884953	17	84	
6884830	13	66		6884954			R 6838357
6884831	17	45		6884954			RB 23017050
6884889			RB 23014278	6884955			R 6838358
6884905			R 6839117	6884955	17	79	
6884905	17	102		6884956			R 6838366
6884907	17	26		6884956	17	84	
6884934			R 6834576	6885004	17	25	
6884934			R 6834776	6885007	17	79	
6884934			R 6834903	6885065	17	79	
6884934			RB 23017043	6885128			R 6836718
6884936			R 6834576	6885128	9	13	
6884936			RB 23017031	6885129			R 6836714

R - REPLACES

RB - REPLACED BY

ALLISON AUTOMATIC TRANSMISSION HT 700 SERIES PARTS CATALOG

INDEX 21

PART NO	FIG NO	REF NO	HISTORY	PART NO	FIG NO	REF NO	HISTORY
6885129	9	13		6885572			R 6881469
6885130			R 6836715	6885572	16	38	
6885130	9	13		6885618			R 23010814
6885131			R 6880204	6885618			RB 23019458
6885131	10	9		6885622			R 23019527
6885132			R 6880205	6885622	17	1	
6885132	10	9		6885665			R 6884577
6885133			R 6880206	6885665	1-1	2	
6885133	10	9		6885666			R 6884578
6885148			R 6881713	6885666	1	2	
6885148			R 6883715	6885667			R 6884579
6885148	13	35		6885667	1	4	
6885149			R 6881219	6885672			R 6884584
6885149			R 6881399	6885672	1	4	
6885149	13	35		6885673			R 6884585
6885149	26-3	5		6885673	1	2	
6885166			R 6880274	6885674			R 6884586
6885166			RB 6880118	6885674	1	4	
6885166	17	29		6885675			R 6884587
6885166	17	33		6885675	1	2	
6885166	17	34		6885676			R 6884588
6885166	17	39		6885676	1	2	
6885166	17	49		6885677			R 6884589
6885166	19	22		6885677	1	4	
6885166	26-4	24		6885678			R 6884590
6885168			R 6884004	6885678	1	4	
6885168	9	10		6885679			R 6884728
6885188			R 6836292	6885679	1	2	
6885188	19	7		6885680	1	2	
6885195			R 6883430	6885748			RB 6880727
6885195			R 6881751	6886372	17	89	
6885195	17	25		6886693	17	3	
6885199			R 6881758	6889122	17	31	
6885199			RB 23017825	6889122	17	41	
6885213	13	51		6889122	17	51	
6885213	13-1	50		6889127	17	3	
6885213	13-2	56		7450787			R 7450949
6885272			RB 23019452	7450787	22	8	
6885310			R 6880993	7450787	22	12	
6885310			RB 6880993	7450949			RB 7450787
6885310			RB 23012954	7994981			RB 23014064
6885374			RB 23014141	8619322	13	25	
6885418	17	1		8619322	13-1	25	
6885419			RB 23010767	8619322	13-2	25	
6885420			R 23019452	8619769	17	74	
6885420	17	1		8622361	13	6	
6885460			RB 23019465	8622361	13-1	6	
6885472			RB 23019141	8622361	13-2	6	
6885499			R 23019465	8622757	9	8	
6885499	17	1		8622757	10	13	
6885500			RB 23011553	8623056			RB 23010610
6885518			RB 23019454	8623075			RB 6836272
6885519			RB 23019455	8623075			RB 23015807
6885520	19	2		8623101			RB 23013262
6885567	17	1		8623232			RB 23017556
6885570			R 6881467	8623262	16	42	
6885570	16	38		8623262	16-1	31	
6885571			R 6881468	8623263			RB 23011670
6885571	16	38		8623295	17	73	
6885571	16-1	27		8623484	16	19	

R - REPLACES

RB - REPLACED BY

ALLISON AUTOMATIC TRANSMISSION HT 700 SERIES PARTS CATALOG

INDEX 22

PART NO	FIG NO	REF NO	HISTORY	PART NO	FIG NO	REF NO	HISTORY
8623484	16	24		9420905	8	20	
8623484	16-1	37		9420905	8-1	20	
8623484	16-1	44		9420965			R 9415567
8623618	13	26		9420965	19	4	
8623618	13-1	26		9420965	19	5	
8623618	13-2	26		9421762	6-1	24	
8624471	17	61		9422502			RB 186285
8625430	13	24		9422847			RB 6880077
8625430	13-1	24		9422966	12	22	
8625430	13-2	24		9422966	12-1	22	
8625431	13	23		9423169	6-1	17	
8625431	13-1	23		9423346			R 455972
8625431	13-2	23		9423346	18	4	
8626281	13-2	47		9423346	18	5	
8627650			R 1357282	9423346	18	6	
8627650	13	47		9423346	19	19	
8627650	13-1	45		9423442	12	45	
8627650	13-2	51		9423442	15	25	
8629481			RB 23017610	9424098			RB 6839821
9409030	8	29		9424098	12	32	
9409030	8-1	29		9424098	12-1	32	
9409037	2	33		9424098	12-1	58	
9409058	1	1		9424098	15	15	
9409058	1-1	1		9424753	6-1	30	
9409058	26-2	9		9424753	6-2	18	
9409059	24	1		9424899	19	16	
9409059	25	25		9426570	8	21	
9409059	25	59		9426570	8-1	21	
9409068	13	31		9426920	17	74	
9409079	4	19		9428493	17	18	
9409126			RB 9431456	9428493	17	76	
9409127	26-2	9		9428493	17	87	
9409226	7	6		9428493	17	93	
9409227	3	1		9428493	17	101	
9409231			R 9420447	9429005			RB 23012921
9409231	6-1	1		9429635	12	10	
9409231	7	4		9429635	12-1	10	
9409231	8	29		9431456			R 9409126
9409231	8-1	29		9431456	13	31	
9409517	8	22		9431996			RB 6839819
9409517	8-1	22		9431997			RB 6839819
9409918	6-1	3		9431998			RB 6839821
9410361	6-1	34		9431999			RB 6839821
9411417	6-1	4		9432124	12	31	
9411417	6-1	7		9432124	12-1	31	
9411417	6-1	47		9432124	12-1	57	
9411417	6-1	49		9432124	15	14	
9414215	8	22		9432125	12	33	
9414215	8-1	22		9432125	12-1	59	
9414220			RB 3909063	9432185			R 907691
9414876	8	13		9432185	12	47	
9414876	8-1	13		9432185	15	35	
9415567			RB 9420965	9432185	15-1	26	
9416389	1-1	1		9433054	15	22	
9416389	26-1	11		9433054	15	32	
9417722			RB 6839820	9433167	6-1	23	
9418964	8	23		9433319	6-1	18	
9418964	8-1	23		9436084	17	42	
9420447			RB 9409231	9436642	13-2	32	
9420759	13	32		9436642	13-2	45	

R - REPLACES

RB - REPLACED BY

ALLISON AUTOMATIC TRANSMISSION HT 700 SERIES PARTS CATALOG

INDEX 23

PART NO	FIG NO	REF NO	HISTORY	PART NO	FIG NO	REF NO	HISTORY
9438064		R	6752471	23010734	17	1	
9438064		R	908196	23010735			R 23010761
9438064	2	34		23010735	17	1	
11501033	13	53		23010738			RB 23010764
11501033	13-1	51		23010739			RB 23010759
11501033	13-2	57		23010740			R 23010767
23010000		R	6883428	23010740			RB 23019524
23010000		RB	23018645	23010741			RB 23010760
23010001		R	6833429	23010742			RB 23012389
23010001		R	6883429	23010743			R 6883076
23010001		RB	23018645	23010743	17	1	
23010011	17	25		23010744			RB 23012389
23010015	17	1		23010745			R 23010765
23010036		R	6881756	23010745	17	1	
23010036		RB	23016511	23010746			R 23010766
23010140		R	6837887	23010746			RB 23019523
23010140		R	6837888	23010747			R 23019455
23010140	3	11		23010747	17	1	
23010144		R	6835706	23010748			R 23019454
23010144	16	29		23010748	17	1	
23010193		R	6881756	23010757			R 6881784
23010193		RB	23016512	23010757			R 6882373
23010205	2	16		23010757			RB 23019144
23010293		R	6883257	23010758			R 6881782
23010293	26-4	11		23010758			R 6882374
23010294		R	6883256	23010758			RB 23019143
23010294	26-4	21		23010759			R 6882261
23010295		R	6883255	23010759			R 6882381
23010295	26-4	20		23010759			R 23010739
23010297		R	6883259	23010759			RB 23012388
23010297	26-4	5		23010760			R 6882707
23010300		R	6834969	23010760			R 6883797
23010300	2	5		23010760			R 23010741
23010436		R	6835748	23010760			RB 23012388
23010436	11	3		23010761			R 6881795
23010436	11	23		23010761			R 6882376
23010436	14	2		23010761			RB 23010735
23010436	14	5		23010762			R 6882379
23010436	15	17		23010762			RB 23010734
23010437	2	4		23010763			R 6882375
23010439		R	6880727	23010763			R 23010732
23010439		RB	6834487	23010763			RB 23010732
23010610		R	8623056	23010764			R 6882380
23010610	13	50		23010764	17	1	
23010610	13-1	49		23010765			RB 23010745
23010610	13-2	55		23010766			R 6883584
23010620		R	6836596	23010766			R 6883805
23010620		R	6832990	23010766			RB 23010746
23010620	2	31		23010767			R 6885419
23010621		R	6779933	23010767			RB 23010740
23010621	2	31		23010768			R 6881784
23010652		R	6838421	23010768			R 6882373
23010652		RB	23016681	23010768			RB 23019144
23010731		RB	23010759	23010769			R 6881782
23010732		R	6882225	23010769			R 6882374
23010732		R	23010763	23010769			RB 23019143
23010732		RB	23010763	23010792			RB 23019140
23010732	17	1		23010799	17	1	
23010734		R	6881793	23010800	19	2	
23010734		R	23010762	23010814			RB 6885618

R - REPLACES

RB - REPLACED BY

ALLISON AUTOMATIC TRANSMISSION HT 700 SERIES PARTS CATALOG

INDEX 24

PART NO	FIG NO	REF NO	HISTORY	PART NO	FIG NO	REF NO	HISTORY
23010859		R	6838130	23011551	17	1	
23010859	9	4		23011552			R 6883662
23010860		R	6838135	23011552			R 6884425
23010860	9	4		23011552	17	1	
23010861		R	6837655	23011553			R 6884177
23010861	9	4		23011553			R 6885500
23010932	17	1		23011553	17	1	
23011093		R	6883668	23011554			R 6882396
23011093	2	3		23011554			R 6884406
23011130		R	6834812	23011554	17	1	
23011130	9	5		23011555			R 6883663
23011131		R	6838926	23011555	17	1	
23011131		RB	23017214	23011621	8	32	
23011235		R	6834685	23011621	8-1	32	
23011235	10	3		23011621	11	27	
23011236		R	6837120	23011670			R 8623263
23011236		RB	23013646	23011670			RB 23018625
23011301	13	35		23011828	17	25	
23011302	26-3	2		23011851	17	1	
23011392	2	16		23011895	17	34	
23011393		R	6881981	23011921			R 6835004
253011393	2	13		23011921	26	24	
23011420		R	3921988	23011922	26	24	
23011420	13	37		23011923	26	24	
23011420	13-1	38		23011960			R 6883471
23011420	13-2	40		23011960			R 6881751
23011420	26-3	3		23011960	17	25	
23011429	1	4		23011962			R 6774323
23011431		RB	23015143	23011962			RB 23016683
23011431		RB	23019463	23011985	17	34	
23011433		RB	23019464	23011985	17	49	
23011446	8	30		23012026	17	1	
23011446	8-1	30		23012035			R 444618
23011446	11	25		23012035	23	7	
23011453		R	6834542	23012036			R 444612
23011453	11	10		23012036	6	6	
23011453	11	17		23012036	6	7	
23011453	15	8		23012036	6	8	
23011453	15-1	8		23012036	6	9	
23011454		R	6834541	23012036	6-1	35	
23011454	11	11		23012036	6-1	36	
23011454	11	16		23012036	6-1	37	
23011454	16	5		23012036	6-1	38	
23011454	16-1	6		23012036	6-2	11	
23011455		R	6836660	23012036	6-2	12	
23011455	15	7		23012036	6-2	13	
23011455	15-1	7		23012036	6-2	14	
23011456		R	6834537	23012036	7	13	
23011456		RB	6836799	23012036	7	14	
23011457		R	6834572	23012036	7	16	
23011457		RB	6833980	23012036	7	18	
23011458		R	6835366	23012036	13	5	
23011458	16	6		23012036	13	10	
23011458	16-1	7		23012036	13	40	
23011496	17	1		23012036	13	54	
23011507	17	1		23012036	13-1	5	
23011551		R	6839718	23012036	13-1	9	
23011551		R	6839998	23012036	13-1	35	
23011551		R	6882395	23012036	13-1	53	
23011551		R	6884407	23012036	13-2	5	

R - REPLACES

RB - REPLACED BY

ALLISON AUTOMATIC TRANSMISSION HT 700 SERIES PARTS CATALOG

INDEX 25

PART NO	FIG NO	REF NO	HISTORY	PART NO	FIG NO	REF NO	HISTORY
23012036	13-2	9		23012951			R 6884950
23012036	13-2	36		23012951	17	79	
23012036	13-2	59		23012951	17	84	
23012036	16	9		23012951	17	90	
23012036	16	10		23012954			R 6835310
23012036	16-1	12		23012954			R 6885310
23012036	17	60		23012954			R 23012954
23012036	26-3	7		23012954			RB 23012954
23012037			R 444588	23012954	17	79	
23012037	20	7		23012954	17	84	
23012058			RB 23012388	23012954	17	90	
23012059	17	1		23012958	1	2	
23012098	17	113		23012958	1	4	
23012354	17	1		23013033			R 6884473
23012388			R 23012058	23013033			RB 23013625
23012388			RB 23019142	23013114			R 6830007
23012389			R 6883238	23013114	13	29	
23012389			R 23010742	23013114	13-1	30	
23012389			R 23010744	23013114	13-1	65	
23012389			RB 23012057	23013114	13-2	29	
23012406	13-1	34		23013261	13-1	39	
23012407	13-1	31		23013262			R 8263107
23012425	17	1		23013262	10	11	
23012455	17	1		23013266	6-1	9	
23012605	17	1		23013267			R 6884941
23012623			R 6839637	23013267	17	79	
23012623	13	13		23013267	17	90	
23012701	17	1		23013269			R 6884944
23012702	17	1		23013269	17	79	
23012820			R 6880186	23013269	17	90	
23012820	19	11		23013271			R 6884945
23012852			R 6756396	23013271	17	84	
23012852	25	35		23013271	17	90	
23012921			R 9429005	23013272	17	90	
23012921	5	8		23013273	17	79	
23012921	5	20		23013274			R 6884940
23012937			R 6833445	23013274			RB 23018388
23012937			R 6833935	23013339	13-1	32	
23012937			R 6833945	23013339	13-2	33	
23012937			R 6880045	23013432			R 6835734
23012937	17	30		23013432	17	31	
23012937	17	30		23013432	17	36	
23012937	17	40		23013432	17	41	
23012937	17	40		23013432	17	51	
23012937	17	50		23013432	19	24	
23012937	17	50		23013623			R 6839637
23012937	19	22		23013623	13	33	
23012948			R 6833934	23013625			R 23013033
23012948			R 6833984	23013625	13	30	
23012948	17	21		23013628	9	2	
23012948	17	113		23013637			R 6838129
23012948	17	113		230136'37			R 6838925
23012949			R 6884949	23013637	9	2	
23012949	17	79		23013639	9	2	
23012949	17	84		23013641	9	2	
23012949	17	90		23013642	9	2	
23012950			R 6884948	23013643	9	2	
23012950	17	90		23013644	9	2	
23012951			R 6880893	23013646			R 23011236
23012951			R 6880993	23013646	10	1	

R - REPLACES

RB - REPLACED BY

ALLISON AUTOMATIC TRANSMISSION HT 700 SERIES PARTS CATALOG

INDEX 26

PART NO	FIG NO	REF NO	HISTORY	PART NO	FIG NO	REF NO	HISTORY
23013649	1	11		23014931	17	1	
23013650	10	1		23014948	24	17	
23013652	10	14		23014948	25	7	
23013654	10	12		23014948	25	39	
23013667			R 6881756	23014965	1	2	
23013667			RB 23016512	23014966	1	4	
23013705			R 6774537	23014982			RB 23019483
23013705	22	7		23014982	17	1	
23013754			R 6835730	23015016			RB 23015145
23013754	17	35		23015016			RB 23019469
23013754	17	51		23015143			R 23011431
23013764	17	112		23015143			R 23019463
23013841			R 688007	23015143	17	1	
23013841	13	11		23015144			RB 23019480
23013841	13-1	11		23015145			R 23015016
23013841	13-2	11		23015145			R 23019469
23013908	17	29		23015145	17	1	
23013932			R 6835388	23015146			R 23019483
23013932			RB 23014441	23015174			RB 23019467
23013935			R 6833915	23015211	20	9	
23013935			RB 23014631	23015212	20	13	
23013936			R 6839163	23015223	17	1	
23013936	9	1		23015348	17	17	
23014064			R 7994981	23015364	13-2	30	
23014064	24	18	23015476				R 6830319
23014064	25	8	23015476				RB 23018313
23014064	25	40	23015806				R 274249
23014065	24	19		23015806	6-1	33	
23014065	25	9		23015807			R 8623075
23014065	25	41		23015807	16-1	35	
23014097	17	27		23015807	16-1	42	
23014097	17	32		23015858			RE 23016853
23014097	17	37		23015983			RB 23016886
23014097	17	47		23016017	16	34	
23014097	19	20		23016030	13-1	66	
23014098	17	114		23016189			R 6833878
23014117	13-1	39		23016189			RB 23015348
23014125			R 6880902	23016322	17	25	
23014125	6-1	10		23016323	17	7	
23014208			R 6883906	23016324	13	27	
23014208	13	65		23016324	13-2	27	
23014275			R 6880904	23016508			R 6881750
23014275	6-1	9		23016508	17	25	
23014276			R 6880903	23016509			R 6881754
23014276	6-1	9		23016509	17	25	
23014278			R 6884889	23016511			R 23010036
23014278	6-1	9		23016511	17	25	
23014294	17	25		23016512			R 23010193
23014425	17	1		23016512	17	25	
23014441			R 23013932	23016545			R 6881509
23014441	8	25		23016545	6-1	51	
23014441	8-1	25		23016546			R 6881508
23014441	11	12		23016546	6-1	52	
23014546			RB 23019875	23016674	13-1	63	
23014554	17	1		23016681			R 23010652
23014598			RB 23019473	23016681			R 23017225
23014631			R 23013935	23016681	13	34	
23014631	2	37		23016681	26-3	1	
23014644			RB 23019475	23016683			R 23011692
23014685	17	1		23016683	13	56	

R - REPLACES

RB - REPLACED BY

ALLISON AUTOMATIC TRANSMISSION HT 700 SERIES PARTS CATALOG

INDEX 27

PART NO	FIG NO	REF NO	HISTORY	PART NO	FIG NO	REF NO	HISTORY
23016683	13-1	56		23017473	13-1	36	
23016683	13-2	62		23017473	13-2	37	
23016686			R 6837691	23017473	26-3	6	
23016686	17	27		23017528	17	25	
23016686	17	32		23017556			R 8623232
23016686	17	37		23017556	16	40	
23016686	17	47		23017556	16-1	30	
23016686	19	20		23017566	1	2	
23016853			R 23015858	23017567	1	4	
23016853			R 6881744	23017610			R 23015925
23016853	16	14		23017610			R 8629481
23016882	13	35		23017610	13	52	
23016883	13-2	34		23017610	13-1	52	
23016884	13-2	38		23017610	13-2	58	
23016885	13-2	35		23017751	17	98	
23016886			R 23015983	23017752	17	100	
23016886			R 6881745	23017825			R 6885199
23016886	16	8		23017825			R 6881758
23016947			R 6880819	23017825	17	26	
23016947	5	2		23017827	17	26	
23016947	5	13	23017828				R 6881759
23016957	2	5	23017828		17	26	
23016969	1	4	23017875		17	26	
23016997			R 6880078	23018313			R 23015476
23016997	13	12	23018313				RB 23045388
23016997	13-1	12		23018388			R 23013274
23016997	13-2	12		23018388	17	90	
23017028			R 6884943	23018388	17	99	
23017028	17	79		23018423			R 6880186
23017028	17	90		23018423	17	99	
23017031			R 6884936	23018455			R 6836693
23017031	17	79		23018455			R 6839127
23017043			R 6884934	23018455	17	3	
23017043	17	79		23018495			R 6880187
23017046			R 6884938	23018495	17	11	
23017046	17	79		23018535			R 6775852
23017046	17	90		23018535	2	21	
23017049			R 6884950	23018625			R 23011670
23017049	17	79		23018625	16	41	
23017049	17	84		23018625	16-1	29	
23017049	17	90		23018645			R 23010000
23017049	17	99		23018645			R 23010001
23017050			R 6884950	23018645	17	7	
23017050	17	79		23018733	17	35	
23017050	17	90		23018766	17	25	
23017183			RB 23019477	23018767	17	26	
23017184			R 6834713	23018858	17	26	
23017184	17	2		23019051			RB 23019486
23017186	17	78		23019058			RB 23019471
23017213	9	7		23019140			R 23010792
23017214			R 23010859	23019140			R 23010836
23017214			R 23011131	23019140			R 23019477
23017214	9	4		23019140	17	1	
23017215	9	4		23019141			R 23019478
23017217	9	4		23019141			R 6885374
23017224	13-2	13		23019141			R 6885472
23017377			R 444594	23019141	17	1	
23017377	23	5		23019142			R 23012388
23017473			R 103870	23019142			R 23019472
23017473	13	39		23019142	17	1	

R - REPLACES

RB - REPLACED BY

ALLISON AUTOMATIC TRANSMISSION HT 700 SERIES PARTS CATALOG

INDEX 28

PART NO	FIG NO	REF NO	HISTORY	PART NO	FIG NO	REF NO	HISTORY
23019143		R	6882378	23019480	17	1	
23019143		R	23010758	23019481			R 23019172
23019143		R	23010769	23019482	17	1	
23019143		R	23010737	23019482			R 23019173
23019143		R	23010731	23019482	17	1	
23019143	17	1		23019483			R 23014982
23019144		R	23010768	23019483			RB 23015146
23019144		R	23010757	23019484			R 23019250
23019144		R	23010736	23019484	17	1	
23019144		R	23010733	23019485			R 23019251
23019144		R	23019474	23019485	17	1	
23019144	17	1		23019486			R 23019051
23019169		RB	23019174	23019486	17	1	
23019170		RB	23019478	23019487			R 23019253
23019171		RB	23019479	23019487	17	1	
23019172		RB	23019481	23019491			R 6881771
23019173		RB	23019482	23019491			RB 6882383
23019248		RB	23019472	23019492			R 6882385
23019250		RB	23019484	23019492			R 6881773
23019251		RB	23019485	23019492	17	1	
23019253		RB	23019487	23019493			R 6884405
23019254		RB	23019510	23019493			RB 6882390
23019271	17	1		23019497			R 6881779
23019281		RB	23019531	23019497			RB 6882365
23019315		RB	23019532	23019498			R 6881780
23019452		R	6885272	23019498			RB 6882370
23019452		RB	6885420	23019499			R 6881781
23019454		R	6885518	23019499			RB 6882371
23019454		RB	23010748	23019502			R 6884409
23019455		R	6885519	23019502			RB 6882397
23019455		RB	23010747	23019503			R 6881786
23019458		R	6885618	23019503			RB 6882386
23019458	17	1		23019507			R 6881790
23019463		R	23011431	23019507			RB 6882387
23019463		RB	23015143	23019508			R 6881792
23019464		R	23011433	23019508			RB 6882388
23019464	17	1		23019509			R 6881794
23019465		R	6885460	23019509			RB 6882366
23019465		RB	6885499	23019510			R 23019254
23019467		R	23015174	23019510	17	1	
23019467	17	1		23019511			R 6881796
23019469		R	23015016	23019511	17	1	
23019469		RB	23015145	23019517			R 6881805
23019471		R	23019058	23019517			RB 6882367
23019471	17	1		23019519			R 6881808
23019472		R	23019248	23019519			RB 6882368
23019472	17	1		23019523			R 23010764
23019473		R	23014598	23019523	17	1	
23019473	17	1		23019524			R 23010740
23019474		R	23019169	23019524	17	1	
23019474	17	1		23019527			R 6883314
23019475		R	23014644	23019527			RB 6885622
23019475	17	1		23019528			R 6883317
23019477		R	23017183	23019528			RB 6883687
23019477	17	1		23019531			R 23019281
23019478		R	23019170	23019531	17	1	
23019478	17	1		23019532			R 23019315
23019479		R	23019171	23019532	17	1	
23019479	17	1		23019652			R 6836139
23019480		R	23015144	23019652	7	8	

R - REPLACES

RB - REPLACED BY

ALLISON AUTOMATIC TRANSMISSION HT 700 SERIES PARTS CATALOG

INDEX 29

PART NO	FIG NO	REF NO	HISTORY	PART NO	FIG NO	REF NO	HISTORY
23019652	9	3		23040789	17	1	
23019841			RB 23019878	23040799	17	1	
23019875			R 23014546	23045247	17	61	
23019875	17	1		23045263	17	25	
23019876	17	1		23045388			R 23018313
23019878			R 23019841	23045388	17	9	
23019878	17	1		23045388	17	10	
23019992	17	1		23045388	17	12	
23040432	17	1		23045388	17	13	
23040435	17	1		23045388	17	14	
23045388	17	15					
23040442	17	1					
23040461	17	1		23045388	17	16	
23040595	17	1		23045468			R 6881583
23040719	17	1		23045468	6	4	
23040759	17	1		23045468	6-1	9	
23046144	1	6					

R - REPLACES

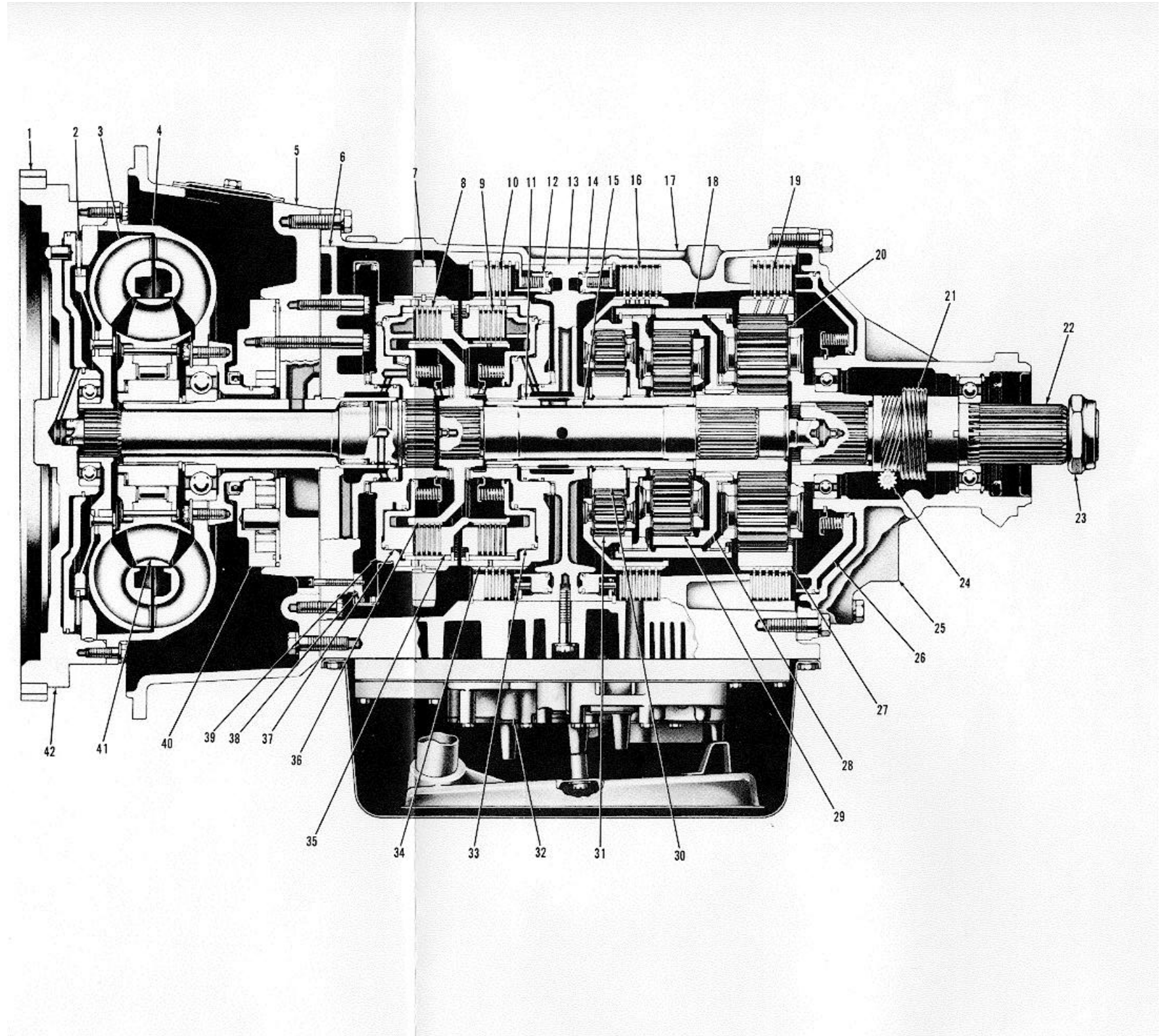
RB - REPLACED BY

ALLISON AUTOMATIC TRANSMISSION HT 700 SERIES PARTS CATALOG

NOTES

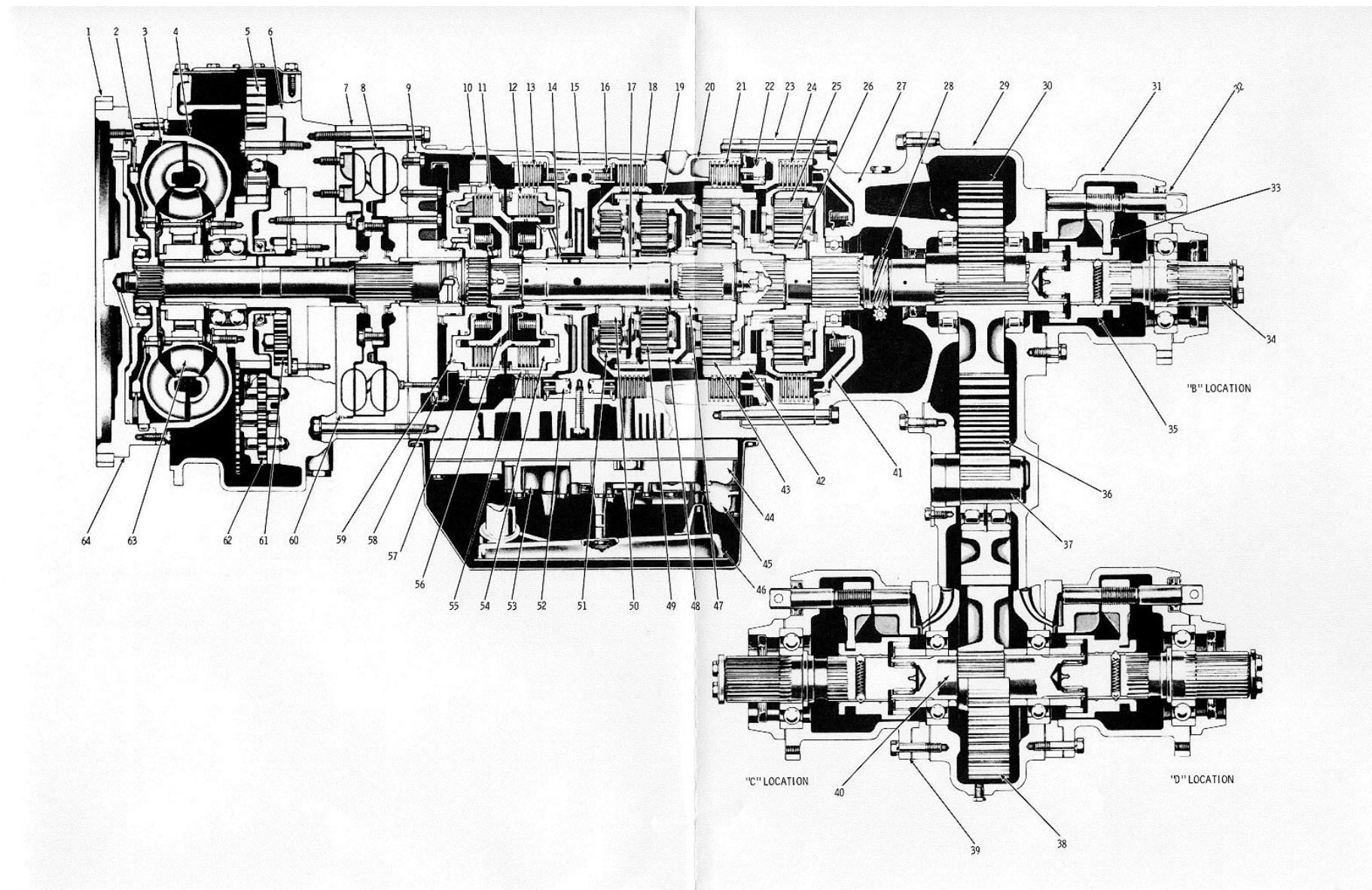
- 1 - Flywheel ring gear
- 2 - Lockup clutch
- 3 - Converter turbine
- 4 - Converter pump
- 5 - Converter housing
- 6 - Forward support and main regulator valve
- 7 - Converter driven PTO gear
- 8 - Forward clutch
- 9 - Fourth clutch
- 10 - Third clutch
- 11 - Center sun gear and shaft assy
- 12 - Third clutch piston
- 13 - Center support housing
- 14 - Second clutch piston
- 15 - Main shaft
- 16 - Second clutch
- 17 - Transmission housing
- 18 - Rear carrier connecting drum
- 19 - First and reverse clutch
- 20 - Rear planetary carrier
- 21 - Speedometer drive gear

- 22 - Output shaft
- 23 - Flange retaining nut
- 24 - Governor driven gear
- 25 - Rear cover
- 26 - First and reverse clutch piston
- 27 - Rear planetary ring gear
- 28 - Center planetary ring gear
- 29 - Center planetary carrier
- 30 - Front planetary sun gear
- 31 - Front planetary carrier
- 32 - Control valve
- 33 - Fourth clutch piston
- 34 - Fourth clutch housing
- 35 - Fourth clutch driving hub
- 36 - Fourth clutch hub
- 37 - Forward clutch piston
- 38 - Front pitot
- 39 - Forward clutch housing
- 40 - Charging oil pump
- 41 - Stator
- 42 - Flywheel



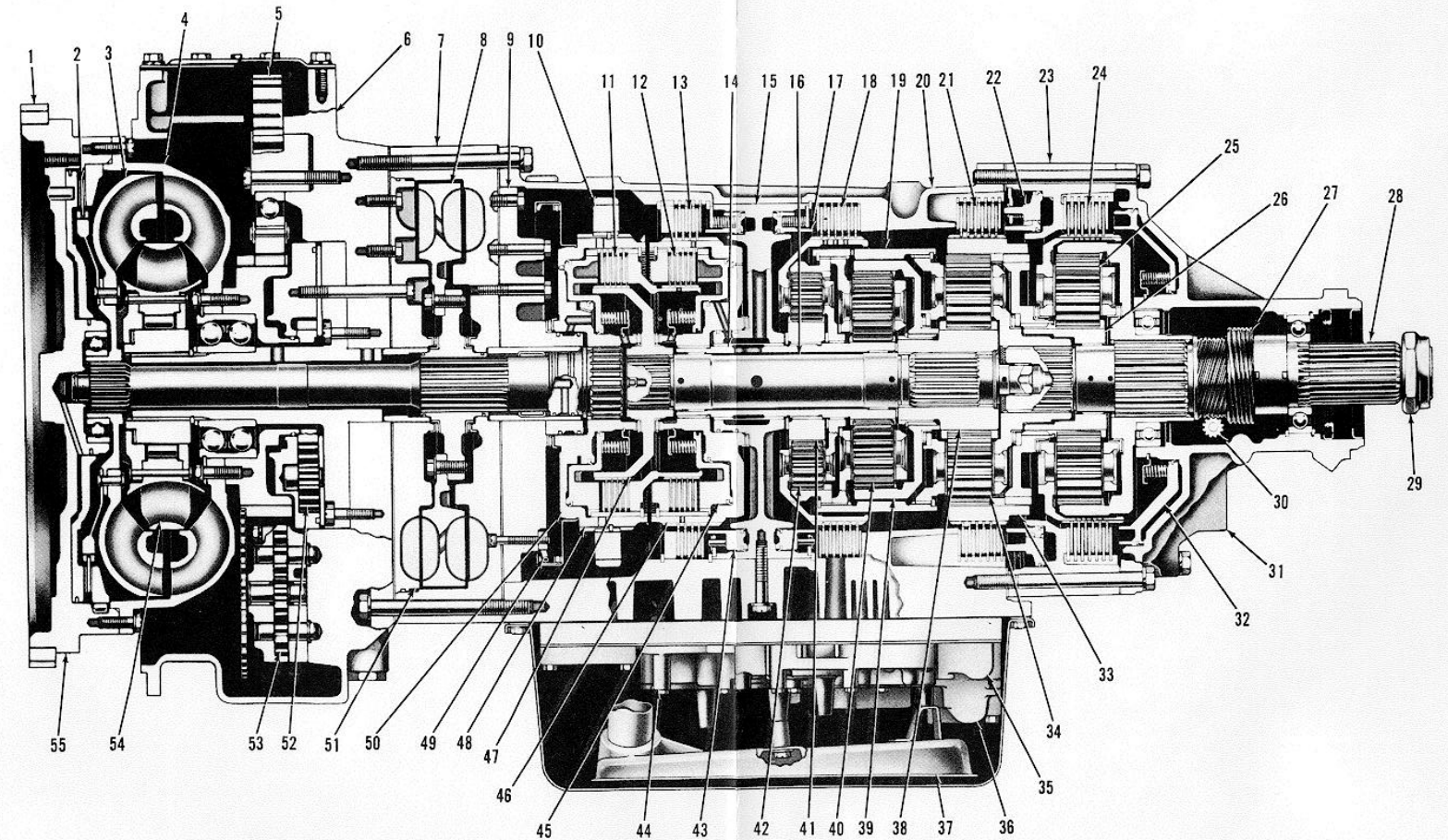
Foldout 1. HT 740D automatic transmission - cross section

- 1 - Flywheel ring gear
- 2 - Lockup clutch
- 3 - Converter turbine
- 4 - Converter pump
- 5 - Engine driven PTO
- 6 - Converter housing
- 7 - Retarder housing
- 8 - Retarder rotor assembly
- 9 - Front support and main regulator valve
- 10 - Converter driven PTO
- 11 - Forward clutch
- 12 - Fourth clutch
- 13 - Third clutch
- 14 - Center sun gear and shaft assembly
- 15 - Center support housing
- 16 - Second clutch piston
- 17 - Main shaft
- 18 - Second clutch
- 19 - Planetary connecting drum
- 20 - Transmission housing
- 21 - First clutch
- 22 - First clutch piston
- 23 - Adapter housing
- 24 - Low clutch
- 25 - Low clutch planetary
- 26 - Low clutch sun gear and hub
- 27 - Transfer housing adapter
- 28 - Speedometer drive gear
- 29 - Transfer gear housing
- 30 - Transfer drive gear
- 31 - Disconnect clutch housing
- 32 - Disconnect shifter shaft
- 33 - Shaft shifter fork
- 34 - Output shaft
- 35 - Out put driven gear
- 36 - Transfer idler gear
- 37 - Idler gear spindle
- 38 - Transfer driven gear
- 39 - Disconnect housing adapter
- 40 - Transfer gear driven shaft
- 41 - Low clutch piston
- 42 - Rear planetary ring gear
- 43 - Rear planetary
- 44 - Low shift valve body assembly
- 45 - Low trimmer valve body assembly
- 46 - Oil filter
- 47 - Rear planetary sun gear
- 48 - Center planetary ring gear
- 49 - Center planetary
- 50 - Front sun gear
- 51 - Front planetary
- 52 - Third clutch piston
- 53 - Control valve
- 54 - Fourth clutch piston
- 55 - Fourth clutch housing
- 56 - Forward clutch hub
- 57 - Forward clutch housing and input shaft
- 58 - Front pitot
- 59 - Forward clutch piston
- 60 - Retarder plate assembly
- 61 - Charging oil pump
- 62 - Scavenge oil pump
- 63 - Stator
- 64 - Flywheel



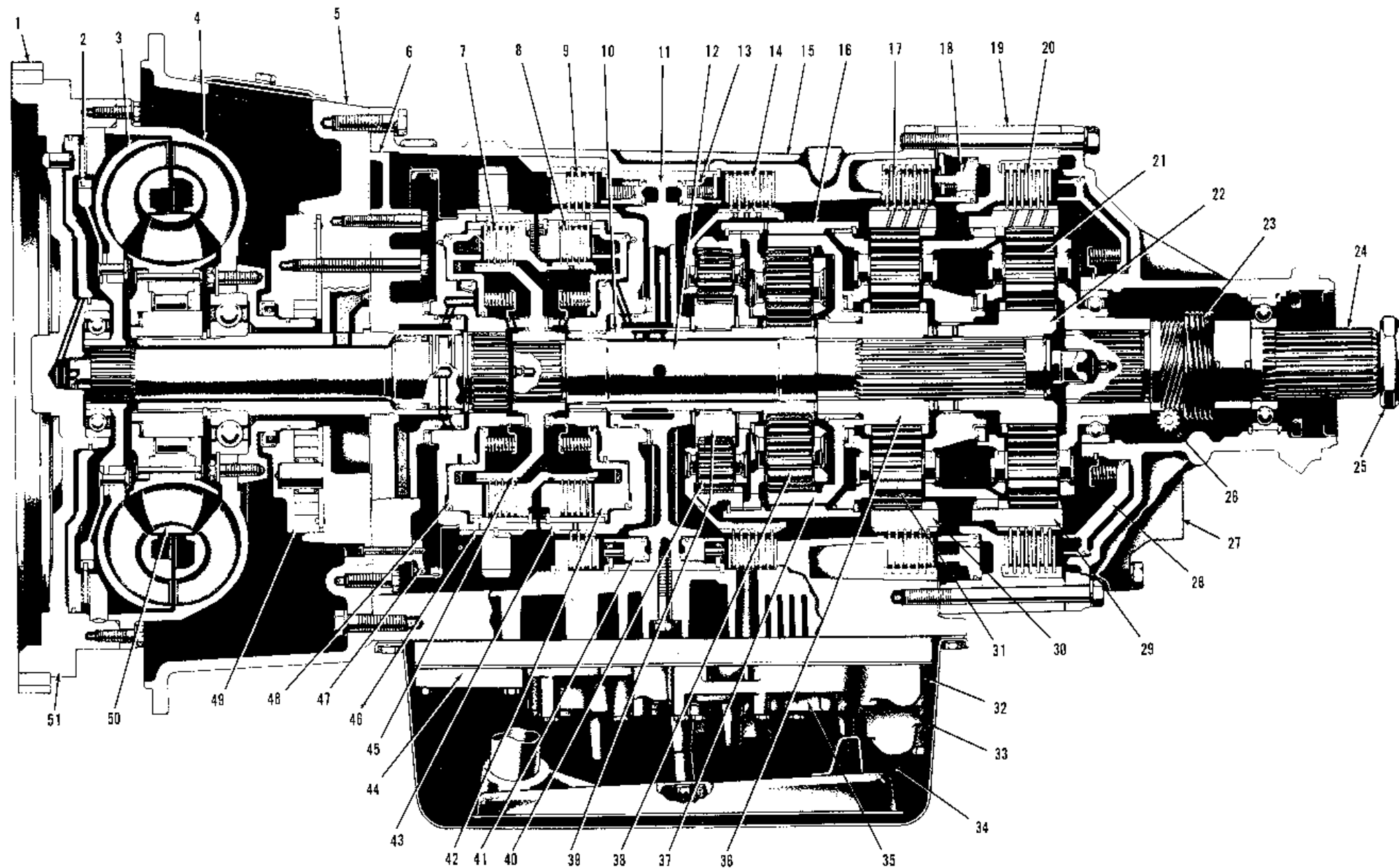
Foldout 2. HT 750 DRD automatic transmission - cross section

- | | |
|--|-------------------------------------|
| 1 - Flywheel ring gear | 29 - Flange retaining nut |
| 2 - Lockup clutch | 30 - Governor drive gear |
| 3 - Converter turbine | 31 - Rear cover |
| 4 - Converter pump | 32 - Low clutch piston |
| 5 - Engine driven PTO | 33 - Rear planetary ring gear |
| 6 - Converter housing | 34 - Rear planetary |
| 7 - Retarder housing | 35 - Low shift valve body assy |
| 8 - Retarder rotor assy | 36 - Low trimmer valve body assy |
| 9 - Front support and main regulator valve | 37 - Oil filter |
| 10 - Converter driven PTO gear | 38 - Rear planetary sun gear |
| 11 - Forward clutch | 39 - Center planetary ring gear |
| 12 - Fourth clutch | 40 - Center planetary |
| 13 - Third clutch | 41 - Front sun gear |
| 14 - Center sun gear and shaft assy | 42 - Front planetary |
| 15 - Center support housing | 43 - Third clutch piston |
| 16 - Main shaft | 44 - Control valve |
| 17 - Second clutch piston | 45 - Fourth clutch piston |
| 18 - Second clutch | 46 - Fourth clutch housing |
| 19 - Transmission housing | 47 - Forward clutch hub |
| 20 - Planetary connecting drum | 48 - Forward clutch housing and inj |
| 21 - First clutch | 49 - Front pitot |
| 22 - First clutch piston | 50 - Forward clutch piston |
| 23 - Adapter housing | 51 - Retarder plate assy |
| 24 - Low clutch | 52 - Charging oil pump |
| 25 - Low clutch planetary | 53 - Scavenge oil pump |
| 26 - Low clutch sun gear and hub assy | 54 - Stator |
| 27 - Speedometer drive gear | 55 - Flywheel |
| 28 - Output shaft | |



Foldout 3. HT 750DRD automatic transmission - cross section

- 1 - Flywheel ring gear
- 2 - Lockup clutch
- 3 - Converter turbine
- 4 - Converter pump
- 5 - Converter housing
- 6 - Forward support and main regulator
- 7 - Forward clutch
- 8 - Fourth clutch
- 9 - Third clutch
- 10 - Center sun gear and shaft assy
- 11 - Center support housing
- 12 - Main shaft
- 13 - Second clutch piston
- 14 - Second clutch
- 15 - Transmission housing
- 16 - Planetary connecting drum
- 17 - First clutch
- 18 - First clutch piston
- 19 - Adapter housing
- 20 - Low clutch
- 21 - Low clutch planetary
- 22 - Low planetary sun gear
- 23 - Speedometer drive gear
- 24 - Output shaft
- 25 - Flange retaining nut
- 26 - Governor drive gear
- 27 - Rear cover
- 28 - Low clutch piston
- 29 - Low planetary ring gear
- 30 - Rear planetary ring gear
- 31 - Rear planetary
- 32 - Low shift valve body assy
- 33 - Low trimmer valve body assy
- 34 - Oil filter
- 35 - Control valve
- 36 - Rear planetary sun gear
- 37 - Center planetary ring gear
- 38 - Center planetary
- 39 - Front sun gear
- 40 - Front planetary
- 41 - Third clutch piston
- 42 - Fourth clutch piston
- 43 - Fourth clutch housing
- 44 - Cover plate
- 45 - Forward clutch hub
- 46 - Forward clutch housing and input shaft
- 47 - Front pitot
- 48 - Forward clutch piston
- 49 - Oil pump
- 50 - Stator
- 51 - Flywheel



Foldout 4. HT 750CRD automatic transmission - cross section



By Order of the Secretary of the Army:

JOHN A. WICKHAM, JR.
General, United States Army
Chief of Staff


Official:

R. L. DILWORTH
Brigadier General, United States Army
The Adjutant General

DISTRIBUTION:

To be distributed in accordance with Special List.

RECOMMENDED CHANGES TO EQUIPMENT TECHNICAL PUBLICATIONS

 <div style="border: 1px solid black; border-radius: 15px; padding: 5px; display: inline-block; margin-left: 20px;"> <p style="font-size: small; margin: 0;">THEN...JOT DOWN THE DOPE ABOUT IT ON THIS FORM. CAREFULLY TEAR IT OUT, FOLD IT AND DROP IT IN THE MAIL.</p> </div>				SOMETHING WRONG WITH PUBLICATION	
				FROM: (PRINT YOUR UNIT'S COMPLETE ADDRESS)	
PUBLICATION NUMBER		PUBLICATION DATE	PUBLICATION TITLE		
BE EXACT PIN-POINT WHERE IT IS				<p style="font-weight: bold; margin: 0;">IN THIS SPACE, TELL WHAT IS WRONG AND WHAT SHOULD BE DONE ABOUT IT.</p>	
PAGE NO.	PARA- GRAPH	FIGURE NO.	TABLE NO.		
PRINTED NAME, GRADE OR TITLE AND TELEPHONE NUMBER				SIGN HERE	

DA FORM 1 JUL 79 **2028-2**

PREVIOUS EDITIONS ARE OBSOLETE.

P.S.--IF YOUR OUTFIT WANTS TO KNOW ABOUT YOUR RECOMMENDATION MAKE A CARBON COPY OF THIS AND GIVE IT TO YOUR HEADQUARTERS.

Linear Measure

1 centimeter = 10 millimeters = .39 inch
 1 decimeter = 10 centimeters = 3.94 inches
 1 meter = 10 decimeters = 39.37 inches
 1 dekameter = 10 meters = 32.8 feet
 1 hectometer = 10 dekameters = 328.08 feet
 1 kilometer = 10 hectometers = 3,280.8 feet

Weights

1 centigram = 10 milligrams = .15 grain
 1 decigram = 10 centigrams = 1.54 grains
 1 gram = 10 decigram = .035 ounce
 1 decagram = 10 grams = .35 ounce
 1 hectogram = 10 decagrams = 3.52 ounces
 1 kilogram = 10 hectograms = 2.2 pounds
 1 quintal = 100 kilograms = 220.46 pounds
 1 metric ton = 10 quintals = 1.1 short tons

Liquid Measure

1 centiliter = 10 milliliters = .34 fl. ounce
 1 deciliter = 10 centiliters = 3.38 fl. ounces
 1 liter = 10 deciliters = 33.81 fl. ounces
 1 dekaliter = 10 liters = 2.64 gallons
 1 hectoliter = 10 dekaliters = 26.42 gallons
 1 kiloliter = 10 hectoliters = 264.18 gallons

Square Measure

1 sq. centimeter = 100 sq. millimeters = .155 sq. inch
 1 sq. decimeter = 100 sq. centimeters = 15.5 sq. inches
 1 sq. meter (centare) = 100 sq. decimeters = 10.76 sq. feet
 1 sq. dekameter (are) = 100 sq. meters = 1,076.4 sq. feet
 1 sq. hectometer (hectare) = 100 sq. dekameters = 2.47 acres
 1 sq. kilometer = 100 sq. hectometers = .386 sq. mile

Cubic Measure

1 cu. centimeter = 1000 cu. millimeters = .06 cu. inch
 1 cu. decimeter = 1000 cu. centimeters = 61.02 cu. inches
 1 cu. meter = 1000 cu. decimeters = 35.31 cu. feet

Approximate Conversion Factors

<i>To change</i>	<i>To</i>	<i>Multiply by</i>	<i>To change</i>	<i>To</i>	<i>Multiply by</i>
inches	centimeters	2.540	ounce-inches	Newton-meters	.007062
feet	meters	.305	centimeters	inches	.394
yards	meters	.914	meters	feet	3.280
miles	kilometers	1.609	meters	yards	1.094
square inches	square centimeters	6.451	kilometers	miles	.621
square feet	square meters	.093	square centimeters	square inches	.155
square yards	square meters	.836	square meters	square feet	10.764
square miles	square kilometers	2.590	square meters	square yards	1.196
acres	square hectometers	.405	square kilometers	square miles	.386
cubic feet	cubic meters	.028	square hectometers	acres	2.471
cubic yards	cubic meters	.765	cubic meters	cubic feet	35.315
fluid ounces	milliliters	29.573	cubic meters	cubic yards	1.308
pints	liters	.473	milliliters	fluid ounces	.034
quarts	liters	.946	liters	pints	2.113
gallons	liters	3.785	liters	quarts	1.057
ounces	grams	28.349	liters	gallons	.264
pounds	kilograms	.454	grams	ounces	.035
short tons	metric tons	.907	kilograms	pounds	2.205
pound-feet	Newton-meters	1.356	metric tons	short tons	1.102
pound-inches	Newton-meters	.11296			

Temperature (Exact)

°F	Fahrenheit	5/9 (after	Celsius	°C
	temperature	subtracting 32)	temperature	

